

SPECIAL, 4/20/2015 1:30:00 PM

BE IT REMEMBERED that on April 20, 2015, there was begun and holden a SPECIAL session of the Commissioners Court of Jefferson County, Texas, with the following members and officers present and participating except those absent as indicated:

Honorable Jeff Branick, County Judge

Commissioner Eddie Arnold, Commissioner Pct. No. 1

Commissioner Brent Weaver, Commissioner Pct. No. 2

Commissioner Michael Sinegal, Commissioner Pct. No. 3

Commissioner Everette D. Alfred, Commissioner Pct. No. 4

Honorable G. Mitch Woods, Sheriff

Honorable Carolyn L. Guidry , County Clerk (ABSENT) -

Theresa Goodness, Chief Deputy

When the following proceedings were had and orders made, to-wit:

Notice of Meeting and Agenda and Minutes
April 20, 2015

Jeff R. Branick, County Judge
Eddie Arnold, Commissioner, Precinct One
Brent A. Weaver, Commissioner, Precinct Two
Michael S. Sinegal, Commissioner, Precinct Three
Everette "Bo" Alfred, Commissioner, Precinct Four



**NOTICE OF MEETING AND AGENDA
OF COMMISSIONERS' COURT
OF JEFFERSON COUNTY, TEXAS
April 20, 2015**

Notice is hereby given that the Commissioners' Court of Jefferson County, Texas, will meet at **1:30 PM**, on the **20th** day of **April 2015** at its regular meeting place in the Commissioner's Courtroom, 4th Floor, Jefferson County Courthouse, 1149 Pearl Street, Beaumont, Texas.

Said meeting will be a **Special** for the purpose of transacting the routine business of the County. Persons with disabilities requiring auxiliary aids for services who wish to attend this meeting should contact the County Judge's Office to arrange for assistance.

In addition to the routine business of the County, the subject of said meeting will be the following:

INVOCATION: Michael S. Sinegal, Commissioner, Precinct Three

PLEDGE OF ALLEGIANCE: Everette "Bo" Alfred, Commissioner, Precinct Four

PURCHASING:

1. Receive and file bids for (IFB 15-008/JW), Road Improvements for Jefferson County (County Transportation Infrastructure Fund).

SEE ATTACHMENTS ON PAGES 10 - 189

Motion by: Commissioner Sinegal

Second by: Commissioner Weaver

In favor: County Judge Branick, Commissioner Arnold, Commissioner Weaver, Commissioner Sinegal, Commissioner Alfred

Action: APPROVED

2. Consider and possibly award (IFB 15-008/JW), Road Improvements for Jefferson County (County Transportation Infrastructure Fund) to APAC-Texas, Inc. in the amount of \$1,027,608.37. This project is funded by County Energy Transportation Reinvestment Zone (CERTZ).

Motion by: Commissioner Sinegal

Second by: Commissioner Weaver

In favor: County Judge Branick, Commissioner Arnold, Commissioner Weaver, Commissioner Sinegal, Commissioner Alfred

Action: APPROVED

3. Consider and possibly approve, execute, receive and file a Letter of Understanding for services between Holmes Murphy & Associates and Jefferson County, to provide GASB Actuarial Services for plan year 2015 for a fee of \$10,000.00.

SEE ATTACHMENTS ON PAGES 190 - 191

Motion by: Commissioner Sinegal

Second by: Commissioner Weaver

In favor: County Judge Branick, Commissioner Arnold, Commissioner Weaver, Commissioner Sinegal, Commissioner Alfred

Action: APPROVED

4. Consider and possibly approve disposition of salvage property as authorized by Local Government Code §263.152 (3), for broken or obsolete items.

SEE ATTACHMENTS ON PAGES 192 - 193

Motion by: Commissioner Sinegal

Second by: Commissioner Weaver

In favor: County Judge Branick, Commissioner Arnold, Commissioner Weaver, Commissioner Sinegal, Commissioner Alfred

Action: APPROVED

COUNTY AUDITOR:

5. Consider and approve budget transfer - Purchasing Department - replacement of computer.

120-1022-415-6002	COMPUTER EQUIPMENT	\$1,424.00	
120-1022-415-1002	ASSISTANTS & CLERKS		\$1,424.00

SEE ATTACHMENTS ON PAGES 194 - 196

Motion by: Commissioner Arnold

Second by: Commissioner Alfred

In favor: County Judge Branick, Commissioner Arnold, Commissioner Weaver, Commissioner Sinegal, Commissioner Alfred

Action: APPROVED

6. Consider and approve budget transfer - Maintenance-Port Arthur - additional cost.

120-6084-416-3044	JANITOR SUPPLIES	\$1,000.00	
120-6084-416-4009	BUILDINGS AND GROUNDS		\$1,000.00

SEE ATTACHMENTS ON PAGES 197 - 197

Motion by: Commissioner Arnold

Second by: Commissioner Alfred

In favor: County Judge Branick, Commissioner Arnold, Commissioner Weaver, Commissioner Sinegal, Commissioner Alfred

Action: APPROVED

7. Receive and file Financial & Operating Statements For the Month Ending February 28, 2015.

SEE ATTACHMENTS ON PAGES 198 - 212

Motion by: Commissioner Arnold

Second by: Commissioner Alfred

In favor: County Judge Branick, Commissioner Arnold, Commissioner Weaver, Commissioner Sinegal, Commissioner Alfred

Action: APPROVED

8. Regular County Bills - check #405985 through check #406234.

SEE ATTACHMENTS ON PAGES 213 - 224

Motion by: Commissioner Arnold

Second by: Commissioner Alfred

In favor: County Judge Branick, Commissioner Arnold, Commissioner Weaver, Commissioner Sinegal, Commissioner Alfred

Action: APPROVED

COUNTY COMMISSIONERS:

9. Consider, possibly approve, authorize the County Judge to execute, receive and file Inter-local Agreement between Jefferson County, Texas and the City of Nederland, Texas for street repairs pursuant to Section 791.014, Texas Government Code.

SEE ATTACHMENTS ON PAGES 225 - 228

Motion by: Commissioner Arnold

Second by: Commissioner Alfred

In favor: County Judge Branick, Commissioner Arnold, Commissioner Weaver, Commissioner Sinegal, Commissioner Alfred

Action: APPROVED

10. Consider, possibly approve, authorize the County Judge to execute, receive and file Inter-local Agreement between Jefferson County, Texas and the City of Groves, Texas for street repairs pursuant to Section 791.014, Texas Government Code.

SEE ATTACHMENTS ON PAGES 229 - 234

Motion by: Commissioner Arnold

Second by: Commissioner Alfred

In favor: County Judge Branick, Commissioner Arnold, Commissioner Weaver, Commissioner Sinegal, Commissioner Alfred

Action: APPROVED

11. Consider, possibly approve, authorize the County Judge to execute, receive and file Inter-local Agreement between Jefferson County, Texas and the City of Port Neches, Texas for street repairs pursuant to Section 791.014, Texas Government Code.

SEE ATTACHMENTS ON PAGES 235 - 240

Motion by: Commissioner Arnold

Second by: Commissioner Alfred

In favor: County Judge Branick, Commissioner Arnold, Commissioner Weaver, Commissioner Sinegal, Commissioner Alfred

Action: APPROVED

12. Consider and approve the creation of a Criminal Associate Judge position, pursuant to Texas Government Code, Chapter 54A, Section 54A.002 (a).

SEE ATTACHMENTS ON PAGES 241 - 242

Motion by: Commissioner Arnold

Second by: Commissioner Alfred

In favor: County Judge Branick, Commissioner Arnold, Commissioner Weaver, Commissioner Sinegal, Commissioner Alfred

Action: APPROVED

13. Consider and possibly approve a Resolution regarding the Department of Homeland Security- Restore Act.

SEE ATTACHMENTS ON PAGES 243 - 243

Motion by: Commissioner Alfred

Second by: Commissioner Arnold

In favor: County Judge Branick, Commissioner Arnold, Commissioner Weaver, Commissioner Sinegal, Commissioner Alfred

Action: APPROVED

14. Consider and possibly approve a Proclamation for National Crime Victims Rights Week.

SEE ATTACHMENTS ON PAGES 244 - 244

Motion by: Commissioner Alfred

Second by: Commissioner Arnold

In favor: County Judge Branick, Commissioner Arnold, Commissioner Weaver, Commissioner Sinegal, Commissioner Alfred

Action: APPROVED

15. Consider and possibly approve a Proclamation for the Sixth Annual Arc of Greater Beaumont Awareness Week.

SEE ATTACHMENTS ON PAGES 245 - 245

Motion by: Commissioner Alfred

Second by: Commissioner Arnold

In favor: County Judge Branick, Commissioner Arnold, Commissioner Weaver, Commissioner Sinegal, Commissioner Alfred

Action: APPROVED

16. Consider and possibly approve a Resolution for Fair Housing Month.

SEE ATTACHMENTS ON PAGES 246 - 246

Motion by: Commissioner Arnold

Second by: Commissioner Alfred

In favor: County Judge Branick, Commissioner Arnold, Commissioner Weaver, Commissioner Sinegal, Commissioner Alfred

Action: APPROVED

17. Consider, approve, receive and file Certificate of Judge Jeff Branick to certify he has been awarded 32 Professional Development hours for participating in the 2015 National Hurricane Conference.

SEE ATTACHMENTS ON PAGES 247 - 248

Motion by: Commissioner Arnold

Second by: Commissioner Alfred

In favor: County Judge Branick, Commissioner Arnold, Commissioner Weaver, Commissioner Sinegal, Commissioner Alfred

Action: APPROVED

18. Consider, possibly approve and authorize the County Judge to execute a Property Tax Abatement between Jefferson County, Texas and TOTAL Petrochemicals & Refining USA, Inc and TOTAL PAR LLC pursuant to Section 312.401 of the Texas Tax Code.

Motion by: Commissioner Arnold

Second by: Commissioner Alfred

In favor: County Judge Branick, Commissioner Arnold, Commissioner Weaver, Commissioner Sinegal, Commissioner Alfred

Action: APPROVED

19. Consider, possibly approve and authorize the County Judge to execute a Property Tax Abatement between Jefferson County, Texas and BASF TOTAL Petro Chemicals, LLC pursuant to Section 312.401 of the Texas Tax Code.

Motion by: Commissioner Arnold

Second by: Commissioner Alfred

In favor: County Judge Branick, Commissioner Arnold, Commissioner Weaver, Commissioner Sinegal, Commissioner Alfred

Action: APPROVED

COUNTY TREASURER:

20. Discuss and possibly approve the County Treasurer to enter into contract negotiations for (RFP 15-006/DC), Jefferson County Bank Depository

Motion by: Commissioner Sinegal

Second by: Commissioner Weaver

In favor: County Judge Branick, Commissioner Arnold, Commissioner Weaver, Commissioner Sinegal, Commissioner Alfred

Action: APPROVED

21. Discuss and possibly approve the County Treasurer to enter into contract negotiations for (RFP 15-007/DC), Jefferson County District and County Clerk's Trust Funds Depository.

Motion by: Commissioner Sinegal

Second by: Commissioner Weaver

In favor: County Judge Branick, Commissioner Arnold, Commissioner Weaver, Commissioner Sinegal, Commissioner Alfred

Action: APPROVED

ENGINEERING:

22. Execute, receive and file Utility Permit 10-U-15 to AT&T for additional fiber optic cable along and with Blewitt Road. This project is located in Precinct 4.

SEE ATTACHMENTS ON PAGES 249 - 263

Motion by: Commissioner Alfred

Second by: Commissioner Sinegal

In favor: County Judge Branick, Commissioner Arnold, Commissioner Weaver, Commissioner Sinegal, Commissioner Alfred

Action: APPROVED

Other Business:

Receive reports from Elected Officials and staff on matters of community interest without taking action.

*****DISCUSSION ON ANY OTHER ITEM NOT ON AGENDA WITHOUT TAKING ACTION.**

Notice of Meeting and Agenda and Minutes
April 20, 2015

Jeff R. Branick
County Judge

OFFER AND ACCEPTANCE FORM

OFFER TO CONTRACT

To Jefferson County:

We hereby offer and agree to perform all the work and furnish all the materials called for in compliance with all terms, conditions, specifications, and amendments in the Invitation for Bid and any written exceptions in the offer. We understand that the items in this Invitation for Bid, including, but not limited to, all required certificates are fully incorporated herein as a material and necessary part of the contract.

It is understood that the work to be constructed under this contract shall be completed in 120 working days.

The undersigned hereby states, under penalty of perjury, that all information provided is true, accurate, and complete, and states that he/she has the authority to submit this bid, which will result in a binding contract if accepted by Jefferson County.

We acknowledge receipt of the following amendment(s): 1

I certify, under penalty of perjury, that I have the legal authorization to bind the firm hereunder:

ALLCO

Company Name

For clarification of this offer, contact:

PO BOX 3684

Address

T.W. HARRISON

Name

BEAUMONT

TEXAS

77704

City

State

Zip

409-860-4459

Phone

409-860-3857

Fax

T.W. Harrison

Signature of Person Authorized to Sign

bharrison@allco.com

E-mail

T.W. HARRISON

Printed Name

PRESIDENT

Title



Bidder Shall Return Completed Form with Offer.



JEFFERSON COUNTY, TEXAS
PURCHASING DEPARTMENT

1001 Pearl Street -- Third Floor
Beaumont, Texas 77701
409-835-8593 phone

11
RECEIVED
APR 09 2015

ADDENDUM TO IFB

IFB Number: IFB 15-008/JW
IFB Title: Road Improvements for Jefferson County
(County Transportation Infrastructure Fund)
IFB Due: 11:00 am CDT, Tuesday, April 14, 2015
Addendum No.: 1
Issued (Date): April 8, 2015

TO BIDDER: This Addendum is an integral part of the IFB package under consideration by you as a Bidder in connection with the subject matter herein identified. Jefferson County deems all sealed proposals to have been proffered in recognition and consideration of the entire IFB package – **including all addenda.** For purposes of clarification, **receipt of this present Addendum by a Bidder should be evidenced by returning it (signed) as part of the Bidder's sealed proposal.** If the Proposal has already been received by the Jefferson County Purchasing Department, Bidder should return this addendum in a separate sealed envelope, clearly marked with the IFB Title, IFB Number, and Opening Date and Time, as stated above.

Reason for Issuance of this addendum: Revisions to Specifications (as follows).

The County shall require the bidder to furnish a bid security in the amount of five percent (5%) of the total contract cost. The bid bond must be executed with a surety company authorized to do business in the State of Texas. Within ten (10) days after the date of the signing of a contract, the bidder shall furnish a performance bond to the County for the full amount of the contract, if the contract exceeds one hundred thousand dollars (\$100,000). If the contract is for one hundred thousand dollars (\$100,000) or less, the County may provide that no money be paid to the contractor until completion and acceptance of the work or the fulfillment of the purchase obligation to the County.

The following modifications are made to the plans and contract documents:

- Sheet 9 of the plans is replaced with the new Sheet 9 attached to this addendum.
- The Bid Form in the specification package is replaced with the new Bid Form attached to this addendum.

The information included herein is hereby incorporated into the documents of this present Bid matter and supersedes any conflicting documents or portion thereof previously issued.

Receipt of this Addendum is hereby acknowledged by the undersigned Bidder:

ATTEST:

Jacqui Christopher

Witness

Witness

Approved by _____ Date: _____

T.W. Harrison

Authorized Signature (Bidder) T.W. HARRISON

PRESIDENT


Title of Person Signing Above

ALLCO

Typed Name of Business or Individual

P.O. BOX 3684, BEAUMONT, TX 77704

Address



NOTICE TO THE BIDDER

The 2004 Texas Department of Transportation specifications have been incorporated by reference for this project. Any reference to "TxDOT", or the "State", or the "Department" as owner of this project shall be interpreted as reference to "Jefferson County".


In the space provided below, please enter your total bid amount for this project. Only this figure will be read publicly by the County at the public bid opening.

It is understood and agreed by the bidder in signing this proposal that the total bid amount entered below is not binding on either the bidder or the County. It is further agreed that **the official total bid amount for this proposal will be determined by multiplying the unit bid prices for each item by the respective estimated quantities shown in this proposal and then totaling all of the extended amounts.**

Name of Bidder: ALLCO

By: _____

T.W. HARRISON - PRESIDENT



TWH

\$ 1,587,283.60

Total Bid Amount

Take each calculated item total per line and add together for the Total Bid Amount.

BID FORM INSTRUCTIONS SHEET

BID FORM INSTRUCTIONS:

In the "Unit Bid Price Only" Column: Write the words of the Per Unit Bid Price. Do Not write in your total price for the line item.

In the "Item Total" Column: Write in the Numbers of the Item Total.

The Item Total should equal the Unit Bid Price multiplied by the Approx. Quantities

Example: You want to bid \$15.00 per LF for Removing Conc (Curb)

Note the Item Total is calculated by: \$15.00 (Unit Bid Price) X 466.00 (Approx. Quantities) = \$6,990.00

Total Bid Amount: Take each calculated Item Total per line and add together for the Total Bid Amount located on the Notice to the Bidder Page.

ALT.	ITEM CODE			UNIT BID PRICE ONLY WRITTEN IN WORDS	UNIT	APPROX. QUANTITIES	ITEM TOTAL
	ITEM NO.	CODE	S.P. NO.				
	104	2021		REMOVING CONC (CURB) <i>Fifteen</i> DOLLARS AND <i>No</i> CENTS	LF	466.00	<i>\$6,990.00</i>

Unit price for each linear foot of Concrete Curb Removed

BID FORM

PROJECT: CTIF ROAD IMPROVEMENTS

PROPOSAL SHEET

JEFFERSON COUNTY

ALT.	ITEM CODE			UNIT BID PRICE ONLY WRITTEN IN WORDS	UNIT	APPROX. QUANTITIES	ITEM TOTAL
	ITEM NO.	CODE	S.P. NO.				
	0247	2122		FL BS (RDWY DEL) (TY A GR 2) <u>Ninety</u> _____ DLRS AND <u>No</u> _____ CENTS	TON	1,573.00	141,570.00
	0251	2033		REWORK BS MTL (TY D) (6") (ORD COMP) <u>Two</u> _____ DLRS AND <u>Seventy</u> _____ CENTS	SY	99,896.00	269,719.20
	0310	2005		PRIME COAT (MC-30 OR AE-P) <u>Five</u> _____ DLRS AND <u>ten</u> _____ CENTS	GAL	24,974.00	127,367.40
	0316	2010		ASPH (CRS-2) <u>Three</u> _____ DLRS AND <u>Fifty Five</u> _____ CENTS	GAL	74,923.00	265,976.65
	0316	2416		AGGR (TY-D GR-4) <u>One Hundred thirty five</u> DLRS AND <u>No</u> _____ CENTS	CY	833.00	112,455.00
	0316	2587		AGGR (TY-D GR-3) <u>One Hundred thirty three</u> DLRS AND <u>No</u> _____ CENTS	CY	952.00	126,616.00
	0500	2001	011	MOBILIZATION <u>TW</u> <u>Forty Two thousand four Hundred fourteen</u> DLRS AND <u>No</u> _____ CENTS	LS	1.00	<u>TW</u> <u>42,414.00</u>
	0502	2001	033	BARRICADES, SIGNS AND TRAFFIC HANDLING <u>Five thousand</u> _____ DLRS AND <u>No</u> _____ CENTS	MO	6.00	30,000.00
	0662	2115		WK ZN PAV MRK SHT TERM (TAB) TY Y-2 <u>One</u> _____ DLRS AND <u>Twenty Five</u> _____ CENTS	EA	4,425.00	5,531.25
	0666	2105		REFL PAV MRK TY I (Y) 4" (BRK)(100MIL) <u>No</u> _____ DLRS AND <u>Sixty Five</u> _____ CENTS	LF	14,200.00	9,230.00

(Bid Form Continued on Next Page)

BID FORM (Continued)

	0666	2111	REFL PAV MRK TY I (Y) 4" (SLD)(100MIL)	LF	6,554.00	
			<u>NO</u> _____ DLRS			
			AND <u>Sixty Five</u> _____ CENTS			4,260.10
	3267	2106	D-GR HMA(SQ) TY-D PG64-22	TON	4,037.00	
			<u>One Hundred Twelve</u> _____ DLRS			
			AND <u>NO</u> _____ CENTS			452,144.00
			Note - This total should match the "Total Bid Amount" shown on the Notice to the Bidder sheet		TOTAL =	1,587,283.60

Bid Affidavit

The undersigned certifies that the bid prices contained in this bid have been carefully reviewed and are submitted as correct and final. Bidder further certifies and agrees to furnish any and/or all commodities upon which prices are extended at the price offered, and upon the conditions contained in the specifications and the Notice to Bidders.

STATE OF TEXAS COUNTY OF JEFFERSON

BEFORE ME, the undersigned authority, a Notary Public in and for the State of TEXAS,

on this day personally appeared T.W. HARRISON, who
(name)
after being by me duly sworn, did depose and say:

"I, T.W. HARRISON am a duly authorized officer of/agent
(name)
for ALLCO and have been duly authorized to execute the
(name of firm)
foregoing on behalf of the said ALLCO
(name of firm)


I hereby certify that the foregoing bid has not been prepared in collusion with any other bidder or other person or persons engaged in the same line of business prior to the official opening of this bid. Further, I certify that the bidder is not now, nor has been for the past six (6) months, directly or indirectly concerned in any pool or agreement or combination, to control the price of services/commodities bid on, or to influence any person or persons to bid or not to bid thereon."

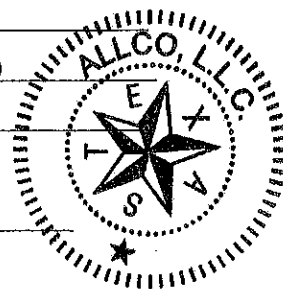
Name and address of bidder: ALLCO

PO BOX 3684, BEAUMONT, TX 77704

Fax: 409-860-3857 Telephone# 409-860-4459

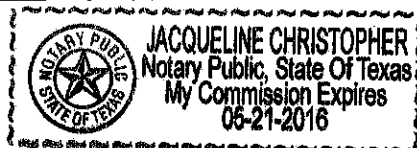
by: T.W. HARRISON Title: PRESIDENT
(print name)

Signature: 



SUBSCRIBED AND SWORN to before me by the above-named
T.W. HARRISON on

this the 14TH day of APRIL, 2015.



Jacqueline Christopher
Notary Public in and for
the State of TEXAS

Bidder Shall Return Completed Form with Offer.

Bidder Information Form

Instructions: Please complete the form below. Care must be taken to provide legible, accurate, and complete contact information. PLEASE PRINT.

Project Name:

(IFB 15-008/JW), Road Improvements for Jefferson County (County Transportation Infrastructure Fund)

Bidder's Company/Business Name: ALLCO

Bidder's TAX ID Number: 76-0685119

Contact Person: T.W. HARRISON **Title:** PRESIDENT

Phone Number (with area code): 409-860-4459

Alternate Phone Number if available (with area code): _____

Fax Number (with area code): 409-860-3857

Email Address: bharrison@allco.com

Please provide a physical address for bid bond return:

(mailing) PO BOX 3684, BEAUMONT, TX 77704

(physical) 6720 COLLEGE, BEAUMONT, TX 77707

Vendor References

Please list at least three (3) companies or governmental agencies (preferably a municipality) where the same or similar products and/or services as contained in this specification package were recently provided.

THIS FORM MUST BE RETURNED WITH YOUR BID.

REFERENCE ONE

Government/Company Name: CITY OF BRIDGE CITY

Address: 260 RACHAL AVENUE, BRIDGE CITY, TEXAS 77611

Contact Person and Title: JERRY JONES, CITY MANAGER

Phone: 409-735-6801 Fax: 409-735-3349

Contract Period: 2013 - 2014 Scope of Work: ASPHALT ROAD REPAIR
CITY WIDE

REFERENCE TWO

Government/Company Name: CITY OF PORT ARTHUR

Address: PO BOX 1089, PORT ARTHUR, TEXAS 77640

Contact Person and Title: DR. JIMMY JOHNSON, UTILITIES DIRECTOR

Phone: 409-983-8102 Fax: 409-985-7209

Contract Period: 1985 - 2015 Scope of Work: MISCELLANEOUS PROJECTS

REFERENCE THREE

Government/Company Name: JEFFERSON COUNTY

Address: 1001 PEARL STREET, BEAUMONT, TEXAS 77701

Contact Person and Title: DONALD RAO, DIRECTOR

Phone: 409-835-8584 Fax: 409-835-8718

Contract Period: 1985 - 2015 Scope of Work: MISCELLANEOUS PROJECTS

Bidder Shall Return Completed Form with Offer.

Conflict of Interest Questionnaire

For vendor or other person doing business with local government entity	
<p>This questionnaire is being filed in accordance with chapter 176 of the Local Government Code by a person doing business with the governmental entity.</p> <p>By law this questionnaire must be filed with the records administrator of the local government not later than the 7th business day after the date the person becomes aware of facts that require the statement to be filed. See Section 176.006 Local Government Code.</p> <p>A person commits an offense if the person violates Section 176.0006, Local Government Code. An offense under this section is a Class C misdemeanor.</p>	OFFICE USE ONLY
<p>1. Name of person doing business with local governmental entity.</p> <p style="text-align: center;">ALLCO</p>	
<p>2. <input type="checkbox"/> Check this box if you are filing an update to a previously filed questionnaire.</p> <p style="text-align: center;">(The law requires that you file an updated completed questionnaire with the appropriate filing authority not later than September 1 of the year for which an activity described in Section 176.006(a), Local Government Code, is pending and not later than the 7th business day after the date the originally filed questionnaire becomes incomplete or inaccurate.)</p>	
<p>3. Describe each affiliation or business relationship with an employee or contractor of the local government entity who makes recommendations to a local government officer of the local governmental entity with respect to expenditure of money.</p> <p style="text-align: center;">N/A</p>	
<p>4. Describe each affiliation or business relationship with a person who is a local government officer and who appoints or employs a local government officer of the local governmental entity that is the subject of this questionnaire.</p> <p style="text-align: center;">N/A</p>	

Bidder Shall Return Completed Form with Offer.

CONFLICT OF INTEREST QUESTIONNAIREFORM CIQ
Page 2**For vendor or other person doing business with local government entity**

5. Name of local government officer with whom filer has affiliation or business relationship. (Complete this section only if the answer to A, B, or C is YES.) **JEFFERSON COUNTY**

This section, item 5 including subparts A, B, C & D, must be completed for each officer with whom the filer has affiliation or business relationship. Attach additional pages to this Form CIQ as necessary.

- A. Is the local government officer named in this section receiving or likely to receive taxable income from the filer of the questionnaire?

☐ Yes ☒ No

- B. Is the filer of the questionnaire receive or likely to receive taxable income from or at the direction of the local government officer named in this section AND the taxable income is not from the local government entity?

☐ Yes ☒ No

- C. Is the filer of the questionnaire affiliated with a corporation or other business entity that the local government officer serves as an officer or director, or holds an ownership of 10 percent or more?

☐ Yes ☒ No


- D. Describe each affiliation or business relationship:

N/A

6. Describe any other affiliation or business relationship that might cause a conflict of interest.


N/A

7.



T.W. HARRISON - PRESIDENT

Signature of person doing business with the governmental entity



APRIL 14, 2015

Date

Bidder Shall Return Completed Form with Offer.

Good Faith Effort (GFE) Determination Checklist

This information must be submitted with your bid.

Bidder intends to utilize subcontractors/subconsultants in the fulfillment of this contract (if awarded). ☐ Yes ☒ No

Instructions: In order to determine if a "Good Faith Effort" was made in soliciting HUBs for subcontracting opportunities, the following checklist and supporting documentation shall be completed by the Prime Contractor/Consultant, and returned with the Prime Contractor/Consultant's bid. This list contains the **minimum** efforts that should be put forth by the Prime Contractor/Consultant when attempting to achieve or exceed the goals of HUB Subcontractor participation. The Prime Contractor/Consultant may extend his/her efforts in soliciting HUB Subcontractor participation beyond what is listed below.

Did the Prime Contractor/Consultant . . .


- | | | |
|---|-----------------------------|--|
| <input type="checkbox"/> Yes | <input type="checkbox"/> No | 1. To the extent practical, and consistent with standard and prudent industry standards, divide the contract work into the smallest feasible portions, to allow for maximum HUB Subcontractor participation? |
| <input type="checkbox"/> Yes | <input type="checkbox"/> No | 2. Notify in writing a reasonable number of HUBs, allowing sufficient time for effective participation of the planned work to be subcontracted? |
| <input type="checkbox"/> Yes | <input type="checkbox"/> No | 3. Provide HUBs that were genuinely interested in bidding on a subcontractor, adequate information regarding the project (i.e., plans, specifications, scope of work, bonding and insurance requirements, and a point of contract within the Prime Contractor/Consultant's organization)? |
| <input type="checkbox"/> Yes | <input type="checkbox"/> No | 4. Negotiate in good faith with interested HUBs, and not reject bids from HUBs that qualify as lowest and responsive bidders? |
| <input type="checkbox"/> Yes | <input type="checkbox"/> No | 5. Document reasons HUBs were rejected? Was a written rejection notice, including the reason for rejection, provided to the rejected HUBs? |
| <input checked="" type="checkbox"/> Yes | <input type="checkbox"/> No | 6. If Prime Contractor/Consultant has zero (0) HUB participation, please explain the reasons why. WE WILL COMPLETE THE WORK WITH OUR OWN FORCES. |

If "No" was selected, please explain and include any pertinent documentation with your bid.

If necessary, please use a separate sheet to answer the above questions.

T.W. HARRISON

Printed Name of Authorized Representative



Signature

PRESIDENT

Title

APRIL 14, 2015

Date

Bidder Shall Return Completed Form with Offer.



Notice of Intent (NOI) to Subcontract with Historically Underutilized Business (HUB)

This information must be submitted with your bid.

Bidder intends to utilize subcontractors/subconsultants in the fulfillment of this contract (if awarded). ☐ Yes

☐ Yes ☒ No

Instructions for Prime Contractor/Consultant: Bidder shall submit this form with the bid; however, the information below may be submitted after contract award, but prior to beginning performance on the contract. Please submit one form for each HUB Subcontractor/ Subconsultant with proper signatures, per the terms and conditions of your contract.

Contractor Name: ALLCO HUB: ☐ Yes ☒ No

Address: 6720 COLLEGE BEAUMONT TEXAS 77707

Street City State Zip

Phone (with area code): 409-860-4459 Fax (with area code): 409-860-3857

Project Title & No.: ROAD IMPROVEMENTS FOR JEFFERSON COUNTY, NO. IFB 15-008/JW

Prime Contract Amount: \$

HUB Subcontractor Name: _____

HUB Status (Gender & Ethnicity): _____

Certifying Agency: ☐ Tx. Bldg & Procurement Comm. ☐ Jefferson County ☐ Tx Unified Certification Prog.

Address: _____

Street	City	State	Zip
_____	_____	_____	_____

Phone (with area code): _____ Fax (with area code): _____

Proposed Subcontract Amount: \$ _____ Percentage of Prime Contract: _____

Description of Subcontract Work to be Performed: _____

T.W. HARRISON - PRESIDENT
Printed Name of Contractor Representative

Signature of Representative

APRIL 14, 2015
Date:

Printed Name of HUB

Signature of Representative _____

Date _____

NOTE: NOTHING ON THIS NOTICE OF INTENT FORM IS INTENDED TO CONFER ANY RIGHTS, EXPRESSED OR IMPLIED, TO ANY THIRD PARTIES.

Pre-Approval for Subcontractor Substitutions must be obtained from the Jefferson County Purchasing Agent's Representative. The "HUB Subcontractor/Subconsultant Change Form" must be completed and faxed to 409-835-8456.

Bidder Shall Return Completed Form with Offer.

Historically Underutilized Business (HUB) Subcontracting Participation Declaration Form

PAGE 1 OF 4

This information must be submitted with your bid.

Bidder intends to utilize subcontractors/subconsultants in the fulfillment of this contract (if awarded). ☐ Yes

☐ Yes ☒ No

Prime Contractor: ALLCO HUB: ☐ Yes ☒ No

HUB Status (Gender & Ethnicity): N/A

Address:	6720 COLLEGE	BEAUMONT	TEXAS	77707
	Street	City	State	Zip

Phone (with area code): 409-860-4459 Fax (with area code): 409-860-3857

Project Title & No.: ROAD IMPROVEMENTS FOR JEFFERSON IFB/RFP No.: 15-008/JW
COUNTY

Total Contract: \$ _____ Total HUB Subcontract(s): \$ _____

Construction HUB Goals: 12.8% MBE: % 12.6% WBE: %

Sub-goals: 1.7 African-American, 9.7% Hispanic, 0.7% Native American, 0.8% Asian American.
Use these goals as a guide to diversify.

FOR HUB OFFICE USE ONLY:

Verification date HUB Program Office reviewed and verified HUB Sub information Date: _____ Initials: _____

PART I. HUB SUCONTRACTOR DISCLOSURE

HUB Subcontractor Name: _____

HUB Status (Gender & Ethnicity): _____

Certifying Agency: ☐ Texas Bldg & Procurement Comm. ☐ Texas Unified Certification Prog.

Address: _____
 Street City State Zip

Contact person: _____ Title: _____

Phone (with area code): _____ Fax (with area code): _____

Proposed Subcontract Amount: \$ _____ Percentage of Prime Contract: _____ %

Description of Subcontract Work to be Performed: _____

Bidder Shall Return Completed Form with Offer.

HUB SUBCONTRACTOR DISCLOSURE

(Duplicate as Needed)

Description of Subcontract Work to be Performed: _____

Description of Subcontract Work to be Performed: _____

Bidder Shall Return Completed Form with Offer.

Historically Underutilized Business (HUB) Subcontracting Participation Declaration Form

PAGE 3 OF 4

PART II: STATEMENT OF NON-COMPLIANCE FOR NOT MEETING HUB SUBCONTRACTING GOALS

Please complete Good Faith Effort (GFE) Checklist and attach any supporting documentation.

Our firm was unable to meet the HUB goals for this project for the following reasons:

- ☐ All subcontractors to be utilized are "Non-HUBs." (Complete Part III)
- ☐ HUBs were solicited but did not respond.
- ☐ HUBs solicited were not competitive.
- ☐ HUBs were unavailable for the following trade(s):
- ☒ Other: WE WILL COMPLETE WORK WITH OUR OWN FORCES.

Was the Jefferson County HUB Office contacted for assistance in locating HUBs? ☐ Yes ☒ No

PART III: DISCLOSURE OF OTHER "NON-HUB" SUBCONTRACTS

The bidder shall use this area to provide a listing of all "Non-HUB" Subcontractors, including suppliers, that will perform under this project. A list of those "Non-HUB" Subcontractors the bidder selects, after bid submission, shall be provided to the Purchasing Office not later than five (5) calendar days after being notified that bidder is the apparent low bidder. A list of those "Non-HUB" Subcontractors that are selected after contract award must be provided **immediately** after their selection.

Subcontractor Name: _____

Address: _____
 Street City State Zip

Contact person: _____ Title: _____

Phone (with area code): _____ Fax (with area code): _____

Proposed Subcontract Amount: \$_____ Percentage of Prime Contract: _____%

Description of Subcontract Work to be Performed: _____

Subcontractor Name: _____

Address: _____

Street City State Zip

Contact person: _____ Title: _____

Phone (with area code): _____ Fax (with area code): _____

Proposed Subcontract Amount: \$ _____ Percentage of Prime Contract: _____ %

Description of Subcontract Work to be Performed: _____

Bidder Shall Return Completed Form with Offer.

Historically Underutilized Business (HUB) Subcontracting Participation Declaration Form

PAGE 4 OF 4

Subcontractor Name: _____

Address: _____
 Street City State Zip

Contact person: _____ Title: _____

Phone (with area code): _____ Fax (with area code): _____

Proposed Subcontract Amount: \$ _____ Percentage of Prime Contract: _____ %

Description of Subcontract Work to be Performed: _____

Subcontractor Name: _____

Address: _____
Street City State Zip

Contact person: _____ Title: _____

Phone (with area code): _____ Fax (with area code): _____

Proposed Subcontract Amount: \$ _____ Percentage of Prime Contract: _____ %

Description of Subcontract Work to be Performed: _____

I hereby certify that I have read the *HUB Program Instructions and Information*, truthfully completed all applicable parts of this form, and **attached any necessary support documentation as required**. I fully understand that intentionally falsifying information on this document may result in my not receiving a contract award or termination of any resulting contract.

Name (print or type): T.W. HARRISON

Title: PRESIDENT /

Signature: 

Date: APRIL 14, 2015

E-mail address: tharrison@allco.com

Contact person that will be in charge of invoicing for this project:

Name (print or type): DALE HARRISON

Title: COMPTROLLER

Date: APRIL 14, 2015

E-mail address: allco@allco.com



Bidder Shall Return Completed Form with Offer.

Residence Certification/Tax Form

Pursuant to Texas Government Code §2252.001 *et seq.*, as amended, Jefferson County requests Resident Certification. §2252.001 *et seq.* of the Government Code provides some restrictions on the awarding of governmental contracts; pertinent provisions of §2252.001 are stated below:

- (3) "Nonresident bidder" refers to a person who is not a resident.
- (4) "Resident bidder" refers to a person whose principal place of business is in this state, including a contractor whose ultimate parent company or majority owner has its principal place of business in this state.

☒ I certify that ALLCO [company name] is a Resident Bidder of Texas as defined in Government Code §2252.001.

☐ I certify that _____ [company name] is a Nonresident Bidder as defined in Government Code §2252.001 and our principal place of business is _____ (city and state).

Taxpayer Identification Number (T.I.N.):	76-0685119
Company Name submitting bid/proposal:	ALLCO
Mailing address:	PO BOX 3684, BEAUMONT, TEXAS 77704
If you are an individual, list the names and addresses of any partnership of which you are a general partner: N/A	

Property: List all taxable property owned by you or above partnerships in Jefferson County.

Jefferson County Tax Acct. No.*	Property address or location**
WE WILL SUBMIT IF SUCCESSFUL BIDDER.	

* This is the property amount identification number assigned by the Jefferson County Appraisal District.

** For real property, specify the property address or legal description. For business property, specify the address where the property is located. For example, office equipment will normally be at your office, but inventory may be stored as a warehouse or other location.

Bidder Shall Return Completed Form with Offer.

ENGINEER SEAL

The enclosed Texas Department of Transportation Specifications, Special Specifications, Special Provisions, General Notes and Specification Data in this document have been selected by me, or under my responsible supervision as being applicable to this project. Alteration of a sealed document without proper notification to the responsible engineer is an offense under the Texas Engineering Practice Act.



The seal appearing on this document was authorized by
Bradley Steven Stafford, P.E.
March 18, 2015

General Notes:

Adjustments allowed to the station limits to meet field conditions.

Provide a Contractor's Responsible Person and a phone number for emergency contact.

Assume ownership for all designated waste material and dispose of it at a place off of the right of way, as approved by the engineer.

Place no construction signs in conflict with existing signs. If placement of construction signs for contract blocks existing signs, make adjustments with confirmation from the Engineer.

Item 6: Control of Materials

The Contractor will be responsible for all testing or having testing performed by an acceptable testing company. Consider this work to be subsidiary to the various bid items of the contract.

Item 247: Flexible Base

The flexible base for Hillebrandt Rd shall be placed at specific locations as delineated on the plans.

The flexible base for Lawhon Rd shall be placed at a rate of 300 tons/mile of roadway.

Item 310: Prime Coat

Use bituminous material of the Type MC and grade 30 or Type AE-P. Distribute the bituminous material smoothly and evenly at the rate of 0.25 gallons per square yard.

Item 316: Flexible Pavement Structure Repair

Construction consists of 2 course surface treatment application.

First course:

Use asphalt type CRS-2.

Use aggregate type D and grade 3.

Second course:

Use asphalt type CRS-2.

Use aggregate type D and grade 4.

Asphalt season starts May 1st and ends on September 30th.

Item 502 Barricades, Signs, and Traffic Handling

Do not leave equipment (that is not in use) closer than 30' from the roadway edge unless approved otherwise by the Engineer.

Construct all work zone signs, sign supports, and barricades from material other than wood unless approved by the Engineer. Galvanize steel supports if used.

Construct all work zone signs, sign supports, and barricades from material other than wood unless approved by the Engineer. Galvanize steel supports if used. Aluminum signs, if used, shall meet the following minimum thickness requirements:

Square Feet	Minimum Thickness
Less than 7.5	0.080 inches
7.5 to 15	0.100 inches
Greater than 15	0.125 inches.

Maintain all barricades and warning signs, including all temporary and portable traffic control devices necessary during the various phases of construction, in accordance with the BC and TCP standards in the plans, the latest version of the Texas Manual on Uniform Traffic Control Devices, and/or as directed by the Engineer.

Furnish additional barricades and signs to maintain traffic and motorists' safety when directed by the Engineer. Any such additional signs and barricades will be considered subsidiary to Item 502.

After completion of the project, when removing the barricades and signs, fill in any holes left by the sign supports or barricades and restore the area, in which the signs were removed, to its original condition.

Item 662: Work Zone Pavement Markings

The temporary marker tabs shall be placed at a spacing of 3 tabs per 40 linear feet.

Item 666: Reflectorized Pavement Markings

Furnish Type II drop-on glass beads.

Air blowing is subsidiary to this item.

Item 3267: Dense-Graded Hot-Mix Asphalt (Small Quantity)

Provide mixture Type D using PG binder 64-22.

Furnish a PG binder with a minimum high-temperature grade of PG 58 for tack coat binder in accordance with Item 300, "Asphalts, Oils, and Emulsions". The tack coat shall be placed smoothly and evenly at the rate of 0.06 gallons per square yard.

Provide mix design. Mix designs must be approved by the Engineer.

Provide smooth tie-in to existing pavements and driveways.

Waive the Hamburg Wheel requirements of Tex-242-F.

At the end of the project, asphalt binder samples will be designated as waste material.

Assume ownership of all asphalt binder samples and dispose of material at a place off of the right of way as approved by the Engineer.

JEFFERSON COUNTY

GOVERNING SPECIFICATIONS AND SPECIAL SPECIFICATIONS

ALL SPECIFICATIONS AND SPECIAL PROVISIONS APPLICABLE TO THIS PROJECT ARE IDENTIFIED AS FOLLOWS:

STANDARD SPECIFICATIONS: ADOPTED BY THE TEXAS DEPARTMENT OF TRANSPORTATION JUNE 1, 2004. STANDARD SPECIFICATIONS ARE INCORPORATED INTO THE CONTRACT BY REFERENCE.

ITEMS 1 TO 9 INCL., GENERAL REQUIREMENTS AND COVENANTS

ITEM 247 FLEXIBLE BASE (105) (204) (210) (216) (520)
 ITEM 251 REWORKING BASE COURSES (204) (210) (216) (247) (520)
 ITEM 310 PRIME COAT (300) (316)
 ITEM 316 SURFACE TREATMENTS (210) (300) (302)
 ITEM 500 MOBILIZATION
 ITEM 502 BARRICADES, SIGNS AND TRAFFIC HANDLING
 ITEM 662 WORK ZONE PAVEMENT MARKINGS (666) (668) (672) (677)
 ITEM 666 REFLECTORIZED PAVEMENT MARKINGS (316) (318) (502) (662) (677) (678)

SPECIAL PROVISIONS: SPECIAL PROVISIONS WILL GOVERN AND TAKE PRECEDENCE OVER THE SPECIFICATIONS ENNUMBERED HEREON WHEREVER IN CONFLICT THEREWITH.

WAGE RATES

SPECIAL PROVISION TO ITEM	500	(500---011)
SPECIAL PROVISION TO ITEM	502	(502---033)

SPECIAL SPECIFICATIONS:

ITEM 3267 DENSE-GRADED HOT-MIX ASPHALT (SMALL QUANTITY)

GENERAL: THE ABOVE-LISTED SPECIFICATION ITEMS ARE THOSE UNDER WHICH PAYMENT IS TO BE MADE. THESE, TOGETHER WITH SUCH OTHER PERTINENT ITEMS, IF ANY, AS MAY BE REFERRED TO IN THE ABOVE-LISTED SPECIFICATION ITEMS, AND INCLUDING THE SPECIAL PROVISIONS LISTED ABOVE, CONSTITUTE THE COMPLETE SPECIFICATIONS FOR THIS PROJECT.

General Decision Number: TX150056 01/02/2015 TX56

Superseded General Decision Number: TX20140056

State: Texas

Construction Type: Highway

Counties: Austin, Brazoria, Chambers, Fort Bend, Galveston, Hardin, Harris, Jefferson, Liberty, Montgomery, Orange, San Jacinto and Waller Counties in Texas.

HIGHWAY CONSTRUCTION PROJECTS (excluding tunnels, building structures in rest area projects & railroad construction; bascule, suspension & spandrel arch bridges designed for commercial navigation, bridges involving marine construction; and other major bridges).

Note: Executive Order (EO) 13658 establishes an hourly minimum wage of \$10.10 for 2015 that applies to all contracts subject to the Davis-Bacon Act for which the solicitation is issued on or after January 1, 2015. If this contract is covered by the EO, the contractor must pay all workers in any classification listed on this wage determination at least \$10.10 (or the applicable wage rate listed on this wage determination, if it is higher) for all hours spent performing on the contract. The EO minimum wage rate will be adjusted annually. Additional information on contractor requirements and worker protections under the EO is available at www.dol.gov/whd/govcontracts.

Modification Number	Publication Date
0	01/02/2015

* SUTX2011-013 08/10/2011

	Rates	Fringes
CEMENT MASON/CONCRETE		
FINISHER (Paving and Structures).....	\$ 12.98	
ELECTRICIAN.....	\$ 27.11	
FORM BUILDER/FORM SETTER		
Paving & Curb.....	\$ 12.34	
Structures.....	\$ 12.23	
LABORER		
Asphalt Raker.....	\$ 12.36	
Flagger.....	\$ 10.33	
Laborer, Common.....	\$ 11.02	
Laborer, Utility.....	\$ 11.73	
Pipelayer.....	\$ 12.12	
Work Zone Barricade		
Servicer.....	\$ 11.67	
PAINTER (Structures).....	\$ 18.62	

POWER EQUIPMENT OPERATOR:

Asphalt Distributor.....	\$ 14.06
Asphalt Paving Machine.....	\$ 14.32
Broom or Sweeper.....	\$ 12.68
Concrete Pavement Finishing Machine.....	\$ 13.07
Concrete Paving, Curing, Float, Texturing Machine....	\$ 11.71
Concrete Saw.....	\$ 13.99
Crane, Hydraulic 80 Tons or less.....	\$ 13.86
Crane, Lattice boom 80 tons or less.....	\$ 14.97
Crane, Lattice boom over 80 Tons.....	\$ 15.80
Crawler Tractor.....	\$ 13.68
Excavator, 50,000 pounds or less.....	\$ 12.71
Excavator, Over 50,000 pounds.....	\$ 14.53
Foundation Drill, Crawler Mounted.....	\$ 17.43
Foundation Drill, Truck Mounted.....	\$ 15.89
Front End Loader 3 CY or Less.....	\$ 13.32
Front End Loader, Over 3 CY.	\$ 13.17
Loader/Backhoe.....	\$ 14.29
Mechanic.....	\$ 16.96
Milling Machine.....	\$ 13.53
Motor Grader, Fine Grade....	\$ 15.69
Motor Grader, Rough.....	\$ 14.23
Off Road Hauler.....	\$ 14.60
Pavement Marking Machine....	\$ 11.18
Piledriver.....	\$ 14.95
Roller, Asphalt.....	\$ 11.95
Roller, Other.....	\$ 11.57
Scraper.....	\$ 13.47
Spreader Box.....	\$ 13.58

Servicer.....\$ 13.97

Steel Worker

Reinforcing Steel.....	\$ 15.15
Structural Steel Welder....	\$ 12.85
Structural Steel.....	\$ 14.39

TRUCK DRIVER

Low Boy Float.....	\$ 16.03
Single Axle.....	\$ 11.46
Single or Tandem Axle Dump..	\$ 11.48
Tandem Axle Tractor w/Semi Trailer.....	\$ 12.27

WELDERS - Receive rate prescribed for craft performing
operation to which welding is incidental.

Unlisted classifications needed for work not included within the scope of the classifications listed may be added after award only as provided in the labor standards contract clauses (29CFR 5.5 (a) (1) (ii)).

The body of each wage determination lists the classification and wage rates that have been found to be prevailing for the cited type(s) of construction in the area covered by the wage determination. The classifications are listed in alphabetical order of "identifiers" that indicate whether the particular rate is a union rate (current union negotiated rate for local), a survey rate (weighted average rate) or a union average rate (weighted union average rate).

Union Rate Identifiers

A four letter classification abbreviation identifier enclosed in dotted lines beginning with characters other than "SU" or "UAVG" denotes that the union classification and rate were prevailing for that classification in the survey. Example: PLUM0198-005 07/01/2014. PLUM is an abbreviation identifier of the union which prevailed in the survey for this classification, which in this example would be Plumbers. 0198 indicates the local union number or district council number where applicable, i.e., Plumbers Local 0198. The next number, 005 in the example, is an internal number used in processing the wage determination. 07/01/2014 is the effective date of the most current negotiated rate, which in this example is July 1, 2014.

Union prevailing wage rates are updated to reflect all rate changes in the collective bargaining agreement (CBA) governing this classification and rate.

Survey Rate Identifiers

Classifications listed under the "SU" identifier indicate that no one rate prevailed for this classification in the survey and the published rate is derived by computing a weighted average rate based on all the rates reported in the survey for that classification. As this weighted average rate includes all rates reported in the survey, it may include both union and non-union rates. Example: SULA2012-007 5/13/2014. SU indicates the rates are survey rates based on a weighted average calculation of rates and are not majority rates. LA indicates the State of Louisiana. 2012 is the year of survey on which these classifications and rates are based. The next number, 007 in the example, is an internal number used in producing the wage determination. 5/13/2014 indicates the survey completion date for the classifications and rates under that identifier.

Survey wage rates are not updated and remain in effect until a

new survey is conducted.

Union Average Rate Identifiers

Classification(s) listed under the UAVG identifier indicate that no single majority rate prevailed for those classifications; however, 100% of the data reported for the classifications was union data. EXAMPLE: UAVG-OH-0010 08/29/2014. UAVG indicates that the rate is a weighted union average rate. OH indicates the state. The next number, 0010 in the example, is an internal number used in producing the wage determination. 08/29/2014 indicates the survey completion date for the classifications and rates under that identifier.

A UAVG rate will be updated once a year, usually in January of each year, to reflect a weighted average of the current negotiated/CBA rate of the union locals from which the rate is based.

WAGE DETERMINATION APPEALS PROCESS

1.) Has there been an initial decision in the matter? This can be:

- * an existing published wage determination
- * a survey underlying a wage determination
- * a Wage and Hour Division letter setting forth a position on a wage determination matter
- * a conformance (additional classification and rate) ruling

On survey related matters, initial contact, including requests for summaries of surveys, should be with the Wage and Hour Regional Office for the area in which the survey was conducted because those Regional Offices have responsibility for the Davis-Bacon survey program. If the response from this initial contact is not satisfactory, then the process described in 2.) and 3.) should be followed.

With regard to any other matter not yet ripe for the formal process described here, initial contact should be with the Branch of Construction Wage Determinations. Write to:

Branch of Construction Wage Determinations
Wage and Hour Division
U.S. Department of Labor
200 Constitution Avenue, N.W.
Washington, DC 20210

2.) If the answer to the question in 1.) is yes, then an interested party (those affected by the action) can request review and reconsideration from the Wage and Hour Administrator (See 29 CFR Part 1.8 and 29 CFR Part 7). Write to:

Wage and Hour Administrator
U.S. Department of Labor

200 Constitution Avenue, N.W.
Washington, DC 20210

The request should be accompanied by a full statement of the interested party's position and by any information (wage payment data, project description, area practice material, etc.) that the requestor considers relevant to the issue.

3.) If the decision of the Administrator is not favorable, an interested party may appeal directly to the Administrative Review Board (formerly the Wage Appeals Board). Write to:

Administrative Review Board
U.S. Department of Labor
200 Constitution Avenue, N.W.
Washington, DC 20210

4.) All decisions by the Administrative Review Board are final.

=====

END OF GENERAL DECISION

SPECIAL PROVISIONS

SPECIAL PROVISION

500---011

Mobilization

For this project, Item **Error! Reference source not found.**, "Mobilization," of the Standard Specifications, is hereby amended with respect to the clauses cited below, and no other clauses or requirements of this Item are waived or changed hereby.

Article 500.1. Description is supplemented by the following:

Work for this Item includes submissions required by the Contract.

Article 500.3. Payment, Section A is voided and replaced by the following:

A. Payment will be made upon presentation of a paid invoice for the payment or performance bonds and required insurance. The combined payment for bonds and insurance will be no more than 10% of the mobilization lump sum or 1% of the total Contract amount, whichever is less. However, payment will be made for the actual cost of the paid invoice when the combined payment for bonds and insurance exceeds 10% of the mobilization lump sum or 1% of the total Contract amount, whichever is less.

Article 500.3. Payment, Section F is voided and replaced by the following:

F. Upon final acceptance, 97% of the mobilization lump sum bid will be paid. Previous payments under this Item will be deducted from this amount.

Article 500.3. Payment is supplemented by the following:

G. Payment for the remainder of the lump sum bid for "Mobilization" will be made after all submittals are received, final quantities have been determined and when any separate vegetative establishment and maintenance, test and performance periods provided for in the Contract have been successfully completed.

2004 Specifications

SPECIAL PROVISION

502---033

Barricades, Signs, and Traffic Handling

For this project, Item 502, "Barricades, Signs, and Traffic Handling," of the Standard Specifications, is hereby amended with respect to the clauses cited below, and no other clauses or requirements of this Item are waived or changed hereby.

Article 502.4. Payment, Section C. Maximum Total Payment Prior to Acceptance is voided and replaced by the following:

C. Maximum Total Payment Prior to Acceptance. The total payment for this Item will not exceed 10% of the total Contract amount before final acceptance in accordance with Article 5.8, "Final Acceptance." The remaining balance will be paid in accordance with Section 502.4.E, "Balance Due."

SPECIAL SPECIFICATIONS

SPECIAL SPECIFICATION

3267

Dense-Graded Hot-Mix Asphalt (Small Quantity)

3267.1. Description. Construct a hot-mix asphalt (HMA) pavement layer composed of a compacted, dense-graded mixture of aggregate and asphalt binder mixed hot in a mixing plant. This specification is intended for small quantity (SQ) HMA projects, typically under 5,000 tons total production.

3267.2. Materials. Furnish uncontaminated materials of uniform quality that meet the requirements of the plans and specifications.

Notify the Engineer of all material sources. Notify the Engineer before changing any material source or formulation. When the Contractor makes a source or formulation change, the Engineer will verify that the specification requirements are met and may require a new laboratory mixture design, trial batch, or both. The Engineer may sample and test project materials at any time during the project to verify specification compliance in accordance with Item 6, "Control of Materials."

A. Aggregate. Furnish aggregates from sources that conform to the requirements shown in Table 1 and as specified in this Section. Aggregate requirements in this Section, including those shown in Table 1, may be modified or eliminated when shown on the plans. Additional aggregate requirements may be specified when shown on the plans. Provide aggregate stockpiles that meet the definitions in this Section for coarse, intermediate, or fine aggregate. Aggregate from reclaimed asphalt pavement (RAP) is not required to meet Table 1 requirements unless otherwise shown on the plans. Supply aggregates that meet the definitions in Tex-100-E for crushed gravel or crushed stone. The Engineer will designate the plant or the quarry as the sampling location. Samples must be from materials produced for the project. The Engineer will establish the surface aggregate classification (SAC) and perform Los Angeles abrasion, magnesium sulfate soundness, and Micro-Deval tests. Perform all other aggregate quality tests listed in Table 1. Document all test results on the mixture design report. The Engineer may perform tests on independent or split samples to verify Contractor test results. Stockpile aggregates for each source and type separately. Determine aggregate gradations for mixture design and production testing based on the washed sieve analysis given in Tex-200-F, Part II.

1. **Coarse Aggregate.** Coarse aggregate stockpiles must have no more than 20% material passing the No. 8 sieve. Aggregate from sources listed in the Department's *Bituminous Rated Source Quality Catalog* (BRSQC) located at <http://www.txdot.gov/business/resources/producer-list.html> are preapproved for use.

For sources not listed on the Department's BRSQC:

- build an individual stockpile for each material;
- request the Department test the stockpile for specification compliance; and
- once approved, do not add material to the stockpile unless otherwise approved.

Use only the rated values for hot mix listed in the BRSQC. Rated values for surface treatment (ST) do not apply to coarse aggregate sources used in hot mix. Provide aggregate from non-listed sources only when tested by the Engineer and approved before use. Allow 30 calendar days for the Engineer to sample, test, and report results for non-listed sources.

Provide coarse aggregate with at least the minimum SAC as shown on the plans. SAC requirements apply only to aggregates used on the surface of travel lanes. SAC requirements apply to aggregates used on surfaces other than travel lanes when shown on the plans. The SAC for sources on the Department's Aggregate Quality Monitoring Program (AQMP) is listed in the BRSQC.

- a. **Blending Class A and Class B Aggregates.** Class B aggregate meeting all other requirements in Table 1 may be blended with a Class A aggregate in order to meet requirements for Class A materials. When blending Class A and B aggregates to meet a Class A requirement, ensure that at least 50% by weight of the material retained on the No. 4 sieve comes from the Class A aggregate source. Blend by volume if the bulk specific gravities of the Class A and B aggregates differ by more than 0.300. For blending purposes, coarse aggregate from RAP and Recycled Asphalt Shingles (RAS) will be considered as Class B aggregate.

When the Contractor blends Class A and B aggregates to meet a Class A requirement, the Engineer may perform tests at any time during production to ensure that at least 50% by weight of the material retained on the No. 4 sieve comes from the Class A aggregate source. In such cases where the Engineer elects to verify conformance, the Engineer will use the Department's mix design Excel template to calculate the percent of Class A aggregate retained on the No. 4 sieve by inputting the bin percentages shown from readouts in the control room at the time of production and stockpile gradations measured at the time of production. The Engineer may determine the gradations based on either washed or dry sieve analysis from samples obtained from individual aggregate cold feed bins or aggregate stockpiles. The Engineer may perform spot checks using the gradations supplied by the Contractor on the mixture design report as an input for the Excel template; however, a failing spot check will require confirmation with a stockpile gradation determined by the Engineer.

2. **Intermediate Aggregate.** Aggregates not meeting the definition of coarse or fine aggregate will be defined as intermediate aggregate. When used, supply intermediate aggregates that are free from organic impurities.

The Engineer may test the intermediate aggregate in accordance with Tex-408-A to verify the material is free from organic impurities. When used, supply intermediate aggregate from coarse aggregate sources that meet the requirements shown in Table 1 unless otherwise approved.

If 10% or more of the stockpile is retained on the No. 4 sieve, test the stockpile and verify that it meets the requirements in Table 1 for coarse aggregate angularity (Tex-460-A) and flat and elongated particles (Tex-280-F).

3. **Fine Aggregate.** Fine aggregates consist of manufactured sands, screenings, and field sands. Fine aggregate stockpiles must meet the gradation requirements in Table 2. Supply fine aggregates that are free from organic impurities. The Engineer may test the fine aggregate in accordance with Tex-408-A to verify the material is free from organic impurities. At most 15% of the total aggregate may be field sand or other uncrushed fine aggregate. With the exception of field sand, use fine aggregate from coarse aggregate sources that meet the requirements shown in Table 1 unless otherwise approved.
- If 10% or more of the stockpile is retained on the No. 4 sieve, test the stockpile and verify that it meets the requirements in Table 1 for coarse aggregate angularity (Tex-460-A) and flat and elongated particles (Tex-280-F).

Table 1
Aggregate Quality Requirements

Property	Test Method	Requirement
Coarse Aggregate		
SAC	AQMP	As shown on plans
Deleterious material, %, max	Tex-217-F, Part I	1.5
Decantation, %, max	Tex-217-F, Part II	1.5
Micro-Deval abrasion, %, max	Tex-461-A	Note 1
Los Angeles abrasion, %, max	Tex-410-A	40
Magnesium sulfate soundness, 5 cycles, %, max	Tex-411-A	30
Coarse aggregate angularity, 2 crushed faces, %, min	Tex-460-A, Part I	85 ²
Flat and elongated particles @ 5:1, %, max	Tex-280-F	10
Fine Aggregate		
Linear shrinkage, %, max	Tex-107-E	3
Combined Aggregate³		
Sand equivalent, %, min	Tex-203-F	45

1. Not used for acceptance purposes. Optional test used by the Engineer as an indicator of the need for further investigation

2. Only applies to crushed gravel.

3. Aggregates, without mineral filler, RAP, RAS, or additives, combined as used in the job-mix formula (JMF).

Table 2
Gradation Requirements for Fine Aggregate

Sieve Size	% Passing by Weight or Volume
3/8"	100
#8	70-100
#200	0-30

- B. **Mineral Filler.** Mineral filler consists of finely divided mineral matter, such as agricultural lime, crusher fines, hydrated lime, or fly ash. Mineral filler is allowed unless otherwise shown on the plans.

Do not use more than 2% mineral hydrated lime unless otherwise shown on the plans. If a substitute binder is used, do not use more than 1% hydrated lime unless otherwise shown on the plans or allowed by the Engineer. Test all mineral fillers except hydrated lime and

fly ash in accordance with Tex-107-E to ensure specification compliance. The plans may require or disallow specific mineral fillers. When used, provide mineral filler that:

- is sufficiently dry, free-flowing, and free from clumps and foreign matter;
- does not exceed 3% linear shrinkage when tested in accordance with Tex-107-E; and
- meets the gradation requirements in Table 3.

Table 3
Gradation Requirements for Mineral Filler

Sieve Size	% Passing by Weight or Volume
#8	100
#200	55-100

- C. Baghouse Fines.** Fines collected by the baghouse or other dust-collecting equipment may be reintroduced into the mixing drum.
- D. Asphalt Binder.** Furnish the type and grade of performance-graded (PG) asphalt specified on the plans.
- E. Tack Coat.** Furnish CSS-1H, SS-1H, or a PG binder with a minimum high-temperature grade of PG 58 for tack coat binder in accordance with Item 300, "Asphalts, Oils, and Emulsions." Specialized or preferred tack coat materials may be allowed by the Engineer or required when shown on the plans. Do not dilute emulsified asphalts at the terminal, in the field, or at any other location before use.
- The Engineer will obtain at least one sample of the tack coat binder per project in accordance with Tex-500-C, Part III, and test it to verify compliance with Item 300. The Engineer will obtain the sample from the asphalt distributor immediately before use.
- F. Additives.** Use the type and rate of additive specified when shown on the plans. Other additives that facilitate mixing, compaction, or improve the quality of the mixture may be allowed when approved. Provide the Engineer with documentation such as the bill of lading showing the quantity of additives used in the project unless otherwise directed.
- 1. Lime and Liquid Antistripping Agent.** When lime or a liquid antistripping agent is used, add in accordance with Item 301, "Asphalt Antistripping Agents." Do not add lime directly into the mixing drum of any plant where lime is removed through the exhaust stream unless the plant has a baghouse or dust collection system that reintroduces the lime into the drum.
 - 2. Warm Mix Asphalt (WMA).** Warm Mix Asphalt (WMA) is defined as HMA that is produced within a target temperature discharge range of 215°F and 275°F using Department-approved WMA additives or processes. The Department's Material Producer List of WMA additives and processes is located at <http://www.txdot.gov/business/resources/producer-list.html>.
WMA is allowed for use on all projects and is required when shown on plans. The maximum placement or target discharge temperature for WMA may be set at a value less than 275°F when shown on the plans.
Department-approved WMA additives or processes may be used to facilitate mixing and compaction of HMA produced at target discharge temperatures greater than 275°F; however, such mixtures will not be defined as WMA.
- G. Recycled Materials.** Use of RAP and RAS is permitted unless otherwise shown on the plans. Do not exceed the maximum allowable percentages of RAP and RAS shown in Table 4. The allowable percentages shown in Table 4 may be decreased or increased

when shown on the plans. Determine asphalt content and gradation of the RAP and RAS stockpiles for mixture design purposes in accordance with Tex-236-F. The Engineer may verify the asphalt content of the stockpiles at any time during production. Perform other tests on RAP and RAS when shown on the plans. Asphalt binder from RAP and RAS is designated as recycled asphalt binder. When RAP or RAS is used, calculate and ensure that the ratio of the recycled asphalt binder to total binder does not exceed the percentages shown in Table 5 during mixture design and HMA production. During HMA production, use a separate cold feed bin for each stockpile of RAP and RAS. Surface, intermediate, and base mixes referenced in Tables 4 and 5 are defined as follows:

- "Surface" mixes are the final lift or riding surface of the pavement structure;
- "Intermediate" mixes are non-surface mixtures placed less than or equal to 8 inches from the riding surface; and
- "Base" mixes are non-surface mixtures placed greater than 8 inches from the riding surface.

1. **RAP.** RAP is salvaged, milled, pulverized, broken, or crushed asphalt pavement. Crush or break RAP so that 100% of the particles pass the 2 in. sieve. Use of Contractor-owned RAP including HMA plant waste is permitted unless otherwise shown on the plans. Department-owned RAP stockpiles are available for the Contractor's use when the stockpile locations are shown on the plans. If Department-owned RAP is available for the Contractor's use, the Contractor may use Contractor-owned fractionated RAP and replace it with an equal quantity of Department-owned RAP. This allowance does not apply to a Contractor using unfractionated RAP. Department-owned RAP generated through required work on the Contract is available for the Contractor's use when shown on the plans. Perform any necessary tests to ensure Contractor- or Department-owned RAP is appropriate for use. The Department will not perform any tests or assume any liability for the quality of the Department-owned RAP unless otherwise shown on the plans. The Contractor will retain ownership of RAP generated on the project when shown on the plans. Fractionated RAP is defined as having two or more RAP stockpiles, divided into coarse and fine fractions.

The coarse RAP stockpile will contain only material retained by processing over a 3/8 in. screen or 1/2 in. screen unless otherwise approved. The fine RAP stockpile will contain only material passing the 3/8 in. screen or 1/2 in. screen unless otherwise approved. The Engineer may allow the Contractor to use an alternate to the 3/8 in. screen or 1/2 in. screen to fractionate the RAP. The maximum percentages of fractionated RAP may be comprised of coarse or fine fractionated RAP or the combination of both coarse and fine fractionated RAP.

Do not use Department- or Contractor-owned RAP contaminated with dirt or other objectionable materials. Do not use Department- or Contractor-owned RAP if the decantation value exceeds 5% and the plasticity index is greater than 8. Test the stockpiled RAP for decantation in accordance with Tex-406-A, Part I. Determine the plasticity index in accordance with Tex-106-E if the decantation value exceeds 5%. The decantation and plasticity index requirements do not apply to RAP samples with asphalt removed by extraction or ignition.

Do not intermingle Contractor-owned RAP stockpiles with Department-owned RAP stockpiles. Remove unused Contractor-owned RAP material from the project site upon completion of the project. Return unused Department-owned RAP to the designated stockpile location.

Table 4
Maximum Allowable Amounts of RAP¹

Maximum Allowable Fractionated RAP ² (%)			Maximum Allowable Unfractionated RAP ³ (%)		
Surface	Intermediate	Base	Surface	Intermediate	Base
20.0	30.0	40.0	10.0	10.0	10.0

1. Must also meet the recycled binder to total binder ratio shown in Table 5.
2. Up to 5% RAS may be used separately or as a replacement for fractionated RAP.
3. Unfractionated RAP may not be combined with fractionated RAP or RAS.

2. **RAS.** Use of post-manufactured RAS or post-consumer RAS (tear-offs) is permitted unless otherwise shown on the plans. Up to 5% RAS may be used separately or as a replacement for fractionated RAP in accordance with Table 4 and Table 5. RAS is defined as processed asphalt shingle material from manufacturing of asphalt roofing shingles or from re-roofing residential structures. Post-manufactured RAS is processed manufacturer's shingle scrap by-product. Post-consumer RAS is processed shingle scrap removed from residential structures. Comply with all regulatory requirements stipulated for RAS by the Texas Commission on Environmental Quality (TCEQ). RAS may be used separately or in conjunction with RAP. Process the RAS by ambient grinding or granulating such that 100% of the particles pass the 3/8 in. sieve when tested in accordance with Tex-200-F, Part I. Perform a sieve analysis on processed RAS material prior to extraction (or ignition) of the asphalt. Add sand meeting the requirements of Table 1 and Table 2 or fine RAP to RAS stockpiles if needed to keep the processed material workable. For any stockpile that contains RAS, the entire stockpile will be considered a RAS stockpile and be limited to no more than 5.0% of the HMA mixture in accordance with Table 4. Certify compliance of the RAS with DMS-11000, "Evaluating and Using Nonhazardous Recyclable Materials (NRM) Guidelines." If the RAS has not come into contact with any hazardous materials, treat it as an established NRM. Use RAS from shingle sources on the Department's Material Producer List located at <http://www.txdot.gov/business/resources/producer-list.html>. Prior to use, remove substantially all materials that are not part of the shingle, such as wood, paper, metal, plastic, and felt paper. Determine the deleterious content of RAS material for mixture design purposes in accordance with Tex-217-F, Part III. Do not use RAS if deleterious materials are more than 0.5% of the stockpiled RAS unless otherwise approved. Submit a sample for approval to the Engineer prior to submitting the mixture design. The Department will perform the testing for deleterious material of RAS to determine specification compliance.

- H. Substitute Binders.** Unless otherwise shown on the plans, the Contractor may use a substitute PG binder listed in Table 5 in lieu of the PG binder originally specified, if the substitute PG binder and mixture made with the substitute PG binder meet the following:
- the substitute binder meets the specification requirements for the substitute binder grade in accordance with Section 300.2.J, "Performance-Graded Binders";
 - the substitute binder has an un-aged dynamic shear value less than or equal to 2.00 kPa and an RTFO aged dynamic shear value less than or equal to 5.00 kPa at the PG test temperature; and
 - the mixture has less than 10.0 mm of rutting on the Hamburg Wheel test (Tex-242-F) after the number of passes required for the originally specified binder. Use of substitute PG binders may only be allowed at the discretion of the Engineer if the Hamburg Wheel test results are between 10.0 mm and 12.5 mm.

Table 5
Allowable Substitute PG Binders and Maximum Recycled Binder Ratios

Originally Specified PG Binder	Allowable Substitute PG Binder	Maximum Ratio of Recycled Binder ¹ to Total Binder (%)		
		Surface	Intermediate	Base
HMA				
76-22 ²	70-22 or 64-22	20.0	20.0	20.0
	70-28 or 64-28	30.0	35.0	40.0
70-22 ²	64-22	20.0	20.0	20.0
	64-28 or 58-28	30.0	35.0	40.0
64-22 ²	58-28	30.0	35.0	40.0
76-28 ²	70-28 or 64-28	20.0	20.0	20.0
	64-34	30.0	35.0	40.0
70-28 ²	64-28 or 58-28	20.0	20.0	20.0
	64-34 or 58-34	30.0	35.0	40.0
64-28 ²	58-28	20.0	20.0	20.0
	58-34	30.0	35.0	40.0
WMA ³				
76-22 ²	70-22 or 64-22	30.0	35.0	40.0
70-22 ²	64-22 or 58-28	30.0	35.0	40.0
64-22 ⁴	58-28	30.0	35.0	40.0
76-28 ²	70-28 or 64-28	30.0	35.0	40.0
70-28 ²	64-28 or 58-28	30.0	35.0	40.0
64-28 ⁴	58-28	30.0	35.0	40.0

1. Combined recycled binder from RAP and RAS.

2. Use no more than 20.0% recycled binder when using this originally specified PG binder.

3. WMA as defined in Section 3267.2.F.2, "Warm Mix Asphalt (WMA)."

4. When used with WMA, this originally specified PG binder is allowed for use at the maximum recycled binder ratios shown in this table.

3267.3. Equipment. Provide required or necessary equipment in accordance with Item 320, "Equipment for Asphalt Concrete Pavement."

3267.4. Construction. Produce, haul, place, and compact the specified paving mixture. In addition to tests required by the specification, Contractors may perform other QC tests as deemed necessary. At any time during the project, the Engineer may perform production and placement tests as deemed necessary in accordance with Item 5, "Control of the Work." On or before the first day of paving, schedule and participate in a pre-paving meeting with the Engineer unless otherwise directed.

- A. Certification.** Personnel certified by the Hot Mix Asphalt Center Certification Program must conduct all mixture designs, sampling, and testing in accordance with Table 6. Supply the Engineer with a list of certified personnel and copies of their current certificates before beginning production and when personnel changes are made. Provide a mixture design that is developed and signed by a Level 2 certified specialist.

Table 6
Test Methods, Test Responsibility, and Minimum Certification Levels

Test Description	Test Method	Contractor	Engineer	Level
1. Aggregate and Recycled Material Testing				
Sampling	Tex-400-A	✓	✓	1A
Dry sieve	Tex-200-F, Part I	✓	✓	1A
Washed sieve	Tex-200-F, Part II	✓	✓	1A
Deleterious material	Tex-217-F, Parts I & III	✓	✓	1A
Decantation	Tex-217-F, Part II	✓	✓	1A
Los Angeles abrasion	Tex-410-A		✓	
Magnesium sulfate soundness	Tex-411-A		✓	
Micro-Deval abrasion	Tex-461-A		✓	
Coarse aggregate angularity	Tex-460-A	✓	✓	2
Flat and elongated particles	Tex-280-F	✓	✓	2
Linear shrinkage	Tex-107-E	✓	✓	2
Sand equivalent	Tex-203-F	✓	✓	2
Organic impurities	Tex-408-A	✓	✓	2
2. Asphalt Binder & Tack Coat Sampling				
Asphalt binder sampling	Tex-500-C, Part II	✓	✓	1A/1B
Tack coat sampling	Tex-500-C, Part III	✓	✓	1A/1B
3. Mix Design & Verification				
Design and JMF changes	Tex-204-F	✓	✓	2
Mixing	Tex-205-F	✓	✓	2
Molding (TGC)	Tex-206-F	✓	✓	1A
Molding (SGC)	Tex-241-F	✓	✓	1A
Laboratory-molded density	Tex-207-F	✓	✓	1A
VMA ¹ (calculation only)	Tex-204-F	✓	✓	2
Rice gravity	Tex-227-F	✓	✓	1A
Ignition oven correction factors ²	Tex-236-F	✓	✓	2
Indirect tensile strength	Tex-226-F	✓	✓	2
Hamburg wheel test	Tex-242-F	✓	✓	2
Boil test	Tex-530-C	✓	✓	1A
4. Production Testing				
Mixture sampling	Tex-222-F	✓	✓	1A
Molding (TGC)	Tex-206-F		✓	1A
Molding (SGC)	Tex-241-F		✓	1A
Laboratory-molded density	Tex-207-F		✓	1A
VMA ¹ (calculation only)	Tex-204-F		✓	1A
Rice gravity	Tex-227-F		✓	1A
Gradation & asphalt content ²	Tex-236-F		✓	1A
Moisture content	Tex-212-F		✓	1A
Hamburg Wheel test	Tex-242-F		✓	2
Boil test	Tex-530-C		✓	1A
5. Placement Testing				
Trimming roadway cores	Tex-207-F	✓	✓	1A/1B
In-place air voids	Tex-207-F		✓	1A/1B
Establish rolling pattern	Tex-207-F	✓		1B
Ride quality measurement	Tex-1001-S	✓	✓	Note 3

1. Voids in mineral aggregates.

2. Refer to Section 3267.4.I.3 for exceptions to using an ignition oven.

3. Profiler and operator are required to be certified at the Texas Transportation Institute facility when Surface Test Type B is specified.

- B. Reporting, Testing, and Responsibilities.** Use Department-provided Excel templates to record and calculate all test data pertaining to the mixture design. The Engineer will use Department Excel templates for any production and placement testing. Obtain the latest version of the Excel templates at <http://www.txdot.gov/inside-txdot/forms-publications/consultants-contractors/forms/site-manager.html> or from the Engineer. The maximum allowable time for the Engineer to exchange test data with the Contractor is as given in Table 7 unless otherwise determined. The Engineer will immediately report

to the Contractor any test result that requires suspension of production or placement or that fails to meet the specification requirements.

Subsequent mix placed after test results are available to the Contractor, which require suspension of operations, may be considered unauthorized work. Unauthorized work will be accepted or rejected at the discretion of the Engineer in accordance with Section 5.3, "Conformity with Plans, Specifications, and Special Provisions."

Table 7
Reporting Schedule

Reporting Schedule			
Description	Reported By	Reported To	To Be Reported Within
Production Testing			
Gradation Asphalt content Laboratory-molded density VMA (calculation) Hamburg wheel test Moisture content Boil test Binder tests	Engineer	Contractor	1 working day of completion of the test
Placement Testing			
In-place air voids	Engineer	Contractor	1 working day of completion of the test ¹

1. 2 days are allowed if cores cannot be dried to constant weight within 1 day.

C. Mixture Design.

1. **Design Requirements.** The Contractor may elect to design the mixture using a Texas Gyrotory Compactor (TGC) or a Superpave Gyrotory Compactor (SGC) unless otherwise shown on the plans. Use the typical weight design example given in Tex-204-F, Part I, when using a TGC. Use the Superpave mixture design procedure given in Tex-204-F, Part IV, when using a SGC. Design the mixture to meet the requirements listed in Tables 1, 2, 3, 4, 5, 8, 9, and 10.
 - a. **Target Laboratory Molded Density When The TGC Is Used.** Design the mixture at a 96.5% target laboratory-molded density or as noted in Table 9. The target laboratory-molded density may be increased in 0.5% increments, not to exceed 97.0%, at the Contractor's discretion.
 - b. **Design Number of Gyration (N_{design}) When The SGC Is Used.** Design the mixture at 50 gyrations (N_{design}). Use a target laboratory-molded density of 96.0% to design the mixture; however, adjustments can be made to the N_{design} value as noted in Table 9. The N_{design} level may be reduced to no less than 35 gyrations at the Contractor's discretion.

Use an approved laboratory to perform the Hamburg Wheel test and provide results with the mixture design, or provide the laboratory mixture and request that the Department perform the Hamburg Wheel test.

The Department maintains the Material Producer List of approved laboratories located at <http://www.txdot.gov/business/resources/producer-list.html>. The Engineer will be allowed 10 working days to provide the Contractor with Hamburg Wheel test results on the laboratory mixture design.

The Engineer will provide the mixture design when shown on the plans. The Contractor may submit a new mixture design at any time during the project. The Engineer will verify and approve all mixture designs (JMF1) before the Contractor can begin production.

Provide the Engineer with a mixture design report using the Department-provided Excel template. Include the following items in the report:

- the combined aggregate gradation, source, specific gravity, and percent of each material used;
- asphalt content and aggregate gradation of RAP and RAS stockpiles;
- the target laboratory-molded density (or Ndesign level when using the SGC);
- results of all applicable tests;
- the mixing and molding temperatures;
- the signature of the Level 2 person or persons that performed the design;
- the date the mixture design was performed; and
- a unique identification number for the mixture design.

Table 8
Master Gradation Limits (% Passing by Weight or Volume)
and VMA Requirements

Sieve Size	A Coarse Base	B Fine Base	C Coarse Surface	D Fine Surface	F Fine Mixture
2"	100.0 ¹	—	—	—	—
1-1/2"	98.0–100.0	100.0 ¹	—	—	—
1"	78.0–94.0	98.0–100.0	100.0 ¹	—	—
3/4"	64.0–85.0	84.0–98.0	95.0–100.0	100.0 ¹	—
1/2"	50.0–70.0	—	—	98.0–100.0	100.0 ¹
3/8"	—	60.0–80.0	70.0–85.0	85.0–100.0	98.0–100.0
#4	30.0–50.0	40.0–60.0	43.0–63.0	50.0–70.0	70.0–90.0
#8	22.0–36.0	29.0–43.0	32.0–44.0	35.0–46.0	38.0–48.0
#30	8.0–23.0	13.0–28.0	14.0–28.0	15.0–29.0	12.0–27.0
#50	3.0–19.0	6.0–20.0	7.0–21.0	7.0–20.0	6.0–19.0
#200	2.0–7.0	2.0–7.0	2.0–7.0	2.0–7.0	2.0–7.0
Design VMA, % Minimum					
—	12.0	13.0	14.0	15.0	16.0
Production (Plant-Produced) VMA, % Minimum					
—	11.0	12.0	13.0	14.0	15.0

1. Defined as maximum sieve size. No tolerance allowed.

Table 9
Laboratory Mixture Design Properties

Mixture Property	Test Method	Requirement
Target laboratory-molded density, %(TGC)	Tex-207-F	96.5 ¹
Design gyrations (Ndesign for SGC)	Tex-241-F	50 ²
Indirect tensile strength (dry), psi	Tex-226-F	85–200 ³
Boil test ⁴	Tex-530-C	—

1 May be adjusted in 0.5% increments within a range of 96.0% to 97.5% when shown on the plans or specification or when mutually agreed between the Engineer and Contractor.

2. May be adjusted within a range of 35–100 gyrations when shown on the plans or specification or when mutually agreed between the Engineer and Contractor.

3. The Engineer may allow the IDT strength to exceed 200 psi if the corresponding Hamburg Wheel rut depth is greater than 3.0 mm and less than 12.5 mm.

4. Used to establish baseline for comparison to production results. May be waived when approved.

Table 10
Hamburg Wheel Test Requirements

High-Temperature Binder Grade	Test Method	Minimum # of Passes ¹ @ 12.5 mm ² Rut Depth, Tested @ 50°C
PG 64 or lower	Tex-242-F	10,000
PG 70		15,000
PG 76 or higher		20,000

1. May be decreased or waived when shown on the plans.

2. When the rut depth at the required minimum number of passes is less than 3 mm, the Engineer may require the Contractor to increase the target laboratory-molded density (TGC) by 0.5% to no more than 97.5% or lower the Ndesign level (SGC) to no less than 35 gyrations.

2. **Job-Mix Formula Approval.** The job-mix formula (JMF) is the combined aggregate gradation, target laboratory molded density (or Ndesign level), and target asphalt percentage used to establish target values for hot mix production. JMF1 is the original laboratory mixture design used to produce the trial batch. When WMA is used, JMF1 may be designed and submitted to the Engineer without including the WMA additive. When WMA is used, document the additive or process used and recommend rate on the JMF1 submittal. Furnish the Engineer a mix design report (JMF1) with representative samples of all component materials and request approval to produce the trial batch. If opting to have the Department perform the Hamburg Wheel test on the laboratory mixture, provide the Engineer with approximately 10,000 g of the design mixture and request that the Department perform the Hamburg Wheel test. The Engineer will verify JMF1 based on plant-produced mixture from the trial batch unless otherwise determined. The Engineer may accept an existing mixture design previously used on a Department project and may waive the trial batch to verify JMF1. Provide the Engineer with split samples of the mixtures and blank samples used to determine the ignition oven correction factors. The Engineer will determine the aggregate and asphalt correction factors from the ignition oven used for production testing in accordance with Tex-236-F.
The Engineer will use a TGC calibrated in accordance with Tex-914-F in molding production samples. If the SGC is used to design the mix, provide an SGC at the Engineer's field laboratory for use in molding production samples.
The Engineer may perform Tex-530-C and retain the tested sample for comparison purposes during production. The Engineer may waive the requirement for the boil test.

3. **JMF Field Adjustments.** If JMF adjustments are necessary to achieve the specified requirements, the adjusted JMF must:

- be provided to the Engineer in writing before the start on a new lot;
- be numbered in sequence to the previous JMF;
- meet the mixture requirements in Table 4 and Table 5;
- meet the master gradation limits shown in Table 8; and
- be within the operational tolerances of the current JMF listed in Table 11.

The Engineer may adjust the asphalt content to maintain desirable laboratory density near the optimum value while achieving other mix requirements.

Table 11
Operational Tolerances

Description	Test Method	Allowable Difference Between Trial Batch and JMF1 Target	Allowable Difference from Current JMF Target
Individual % retained for #8 sieve and larger	Tex-200-F or Tex-236-F	Must be Within Master Grading Limits in Table 8	$\pm 5.0^{1,2}$
Individual % retained for sieves smaller than #8 and larger than #200			$\pm 3.0^{1,2}$
% passing the #200 sieve			$\pm 2.0^{1,2}$
Asphalt content, %	Tex-236-F	± 0.5	$\pm 0.3^2$
Laboratory-molded density, %	Tex-207-F	± 1.0	± 1.0
VMA, %, min	Tex-204-F	Note 3	Note 3

1. When within these tolerances, mixture production gradations may fall outside the master grading limits; however, the % passing the #200 will be considered out of tolerance when outside the master grading limits.

2. Only applies to mixture produced for Lot 1 and higher.

3. Mixture is required to meet Table 8 requirements.

D. Production Operations. Perform a new trial batch when the plant or plant location is changed. Take corrective action and receive approval to proceed after any production suspension for noncompliance to the specification. Submit a new mix design and perform a new trial batch when the asphalt content of:

- either RAP stockpile used in the mix is more than 0.5% higher than the value shown on the mixture design report; or
- RAS stockpile used in the mix is more than 2.0% higher than the value shown on the mixture design report.

1. **Storage and Heating of Materials.** Do not heat the asphalt binder above the temperatures specified in Item 300, "Asphalts, Oils, and Emulsions," or outside the manufacturer's recommended values. On a daily basis, provide the Engineer with the records of asphalt binder and hot-mix asphalt discharge temperatures (in legible and discernible increments) in accordance with Item 320, "Equipment for Asphalt Concrete Pavement." Do not store mixture for a period long enough to affect the quality of the mixture, nor in any case longer than 12 hr. unless otherwise approved.

2. **Mixing and Discharge of Materials.** Notify the Engineer of the target discharge temperature and produce the mixture within 25°F of the target. Monitor the temperature of the material in the truck before shipping to ensure that it does not exceed 350°F (or 275°F for WMA) and is not lower than 215°F. The Department will not pay for or allow placement of any mixture produced at more than 350°F. When WMA is required, produce the WMA within the target temperature discharge range of 215°F and 275°F. Take corrective action any time the discharge temperature of the WMA

exceeds the target discharge range. The Engineer may suspend production operations if the Contractor's corrective action is not successful at controlling the production temperature within the target discharge range. Note that when WMA is produced, it may be necessary to adjust burners to ensure complete combustion such that no burner fuel residue remains in the mixture.

Control the mixing time and temperature so that substantially all moisture is removed from the mixture before discharging from the plant. The Engineer may determine the moisture content by oven-drying in accordance with Tex-212-F, Part II, and verify that the mixture contains no more than 0.2% of moisture by weight. The Engineer will obtain the sample immediately after discharging the mixture into the truck, and will perform the test promptly.

- E. Hauling Operations.** Before use, clean all truck beds to ensure that mixture is not contaminated. When a release agent is necessary, use a release agent on the Department's Material Producer List to coat the inside bed of the truck. Use only equipment for hauling as defined in Section 3267.4.G.3.c, "Hauling Equipment." Other hauling equipment may be used when allowed by the Engineer.
- F. Placement Operations.** Collect haul tickets from each load of mixture delivered to the project and provide the Department's copy to the Engineer approximately every hour, or as directed by the Engineer. Unless otherwise directed, use a non-contact infrared thermometer to measure and record the internal temperature of the mixture as discharged from the truck or material transfer device prior to or as the mix enters the paver and an approximate station number or GPS coordinates on each ticket. Calculate the daily yield and cumulative yield for the specified lift and provide to the Engineer at the end of paving operations for each day unless otherwise directed. The Engineer may suspend production if the Contractor fails to produce and provide haul tickets and yield calculations by the end of paving operations for each day.
- Prepare the surface by removing raised pavement markers and objectionable material such as moisture, dirt, sand, leaves, and other loose impediments from the surface before placing mixture. Remove vegetation from pavement edges. Place the mixture to meet the typical section requirements and produce a smooth, finished surface with a uniform appearance and texture. Offset longitudinal joints of successive courses of hot mix by at least 6 in. Place mixture so that longitudinal joints on the surface course coincide with lane lines, or as directed. Ensure that all finished surfaces will drain properly.
- Place the mixture at the rate or thickness shown on the plans. The Engineer will use the guidelines in Table 12 to determine the compacted lift thickness of each layer when multiple lifts are required. The thickness determined is based on the rate of 110 lb./sq. yd. for each inch of pavement unless otherwise shown on the plans.

Table 12
Compacted Lift Thickness and Required Core Height

Mixture Type	Compacted Lift Thickness Guidelines		Minimum Untrimmed Core Height (in.) Eligible for Testing
	Minimum (in.)	Maximum (in.)	
A	3.00	6.00	2.00
B	2.50	5.00	1.75
C	2.00	4.00	1.50
D	1.50	3.00	1.25
F	1.25	2.50	1.25

- 1. Weather Conditions.** Place mixture when the roadway surface temperature is 60°F or higher unless otherwise approved. Measure the roadway surface temperature with a handheld infrared thermometer. The Engineer may allow mixture placement to begin prior to

the roadway surface reaching the required temperature requirements, if conditions are such that the roadway surface will reach the required temperature within 2 hours of beginning placement operations. Place mixtures only when weather conditions and moisture conditions of the roadway surface are suitable in the opinion of the Engineer. The Engineer may restrict the Contractor from paving if the ambient temperature is likely to drop below 32°F within 12 hours of paving.

2. **Tack Coat.** Clean the surface before placing the tack coat. Unless otherwise approved, apply tack coat uniformly at the rate directed by the Engineer. The Engineer will set the rate between 0.04 and 0.10 gal. of residual asphalt per square yard of surface area. Apply the tack coat in a uniform manner to avoid streaks and other irregular patterns. Apply a thin, uniform tack coat to all contact surfaces of curbs, structures, and all joints. Allow adequate time for emulsion to break completely prior to placing any material. Prevent splattering of tack coat when placed adjacent to curb, gutter, and structures. Roll the tack coat with a pneumatic-tire roller to remove streaks and other irregular patterns when directed.

3. **Lay-Down Operations.**

- a. **Windrow Operations.** When hot mix is placed in windrows, operate windrow pickup equipment so that substantially all the mixture deposited on the roadbed is picked up and loaded into the paver.
- b. **Hauling Equipment.** The Contractor may elect to use belly dumps, live bottom, or end dump trucks to haul and transfer mixture; however, with exception of paving miscellaneous areas, end dump trucks are only allowed when used in conjunction with an MTD with remixing capability unless otherwise allowed by the Engineer.
- c. **Screed Heaters.** If the paver stops for more than 5 minutes, turn off screed heaters to prevent overheating of the mat.

- G. **Compaction.** Uniformly compact the pavement to contain between 3.8% and 8.5% in-place air voids. When the in-place air voids exceed the range of 3.8% and 8.5%, take immediate corrective action to bring the operation within these tolerances. Areas defined in Section 3267.I.2 "Miscellaneous Areas," are not subject to in-place air void determination. In all other areas, the Engineer may obtain and test cores and may suspend operations or require removal and replacement if the in-place air voids are less than 2.7% or greater than 9.9%. The Engineer will allow paving to resume when the proposed corrective action is likely to yield between 3.8% and 8.5% in-place air voids.

Furnish the type, size, and number of rollers required for compaction as approved. Use a pneumatic-tire roller to seal the surface unless excessive pickup of fines occurs. Use additional rollers as required to remove any roller marks. Use only water or an approved release agent on rollers, tamps, and other compaction equipment unless otherwise directed.

On the first day of production, use the control strip method given in Tex-207-F, Part IV, to establish the rolling pattern that will produce the desired in-place air voids unless otherwise directed.

Use tamps to thoroughly compact the edges of the pavement along curbs, headers, and similar structures and in locations that will not allow thorough compaction with rollers.

The Engineer may require rolling with a trench roller on widened areas, in trenches, and in other limited areas.

Complete all compaction operations before the pavement temperature drops below 160°F unless otherwise allowed. The Engineer may allow compaction with a light finish roller operated in static mode for pavement temperatures below 160°F.

Allow the compacted pavement to cool to 160°F or lower before opening to traffic unless otherwise directed. When directed, sprinkle the finished mat with water or limewater to expedite opening the roadway to traffic.

H. Production Acceptance.

1. **Production Lot.** Each day of production is defined as a production lot. Lots will be sequentially numbered and will correspond to each new day of production. Note that lots are not subdivided into sublots for this specification.
2. **Production Sampling.**
 - a. **Mixture Sampling.** The Engineer may obtain mixture samples in accordance with Tex-222-F at any time during production.
 - b. **Asphalt Binder Sampling.** The Engineer may obtain or require the Contractor to obtain 1 qt. samples of the asphalt binder at any time during production from a port located immediately upstream from the mixing drum or pug mill in accordance with Tex-500-C, Part II. The Engineer may test any of the asphalt binder samples to verify compliance with Item 300, "Asphalts, Oils, and Emulsions."
3. **Production Testing.** The Engineer will test at the frequency listed in the Department's Guide Schedule of Sampling and Testing and this specification. The Engineer may suspend production if production tests do not meet specifications or are not within operational tolerances listed in Table 11. If the Engineer's laboratory-molded density on any sample is less than 95.0% or greater than 98.0%, take immediate corrective action to bring the mixture within these tolerances. The Engineer may suspend operations if the Contractor's corrective actions do not produce acceptable results. The Engineer will allow production to resume when the proposed corrective action is likely to yield acceptable results.

If the aggregate mineralogy is such that Tex-236-F does not yield reliable results, the Engineer may use alternate methods for determining the asphalt content and aggregate gradation. Use the applicable test procedure if an alternate test method is selected.

Table 13
Production and Placement Testing

Description	Test Method
Individual % retained for #8 sieve and larger	Tex-200-F or Tex-236-F
Individual % retained for sieves smaller than #8 and larger than #200	
% passing the #200 sieve	
Laboratory-molded density	Tex-207-F
Laboratory-molded bulk specific gravity	
In-Place air voids	
VMA	Tex-204-F
Moisture content	Tex-212-F, Part II
Theoretical maximum specific (Rice) gravity	Tex-227-F

Description	Test Method
Asphalt content	Tex-236-F
Hamburg Wheel test	Tex-242-F
Recycled Asphalt Shingles (RAS) ¹	Tex-217-F, Part III
Asphalt binder sampling and testing	Tex-500-C
Tack coat sampling and testing	Tex-500-C, Part III
Boil test	Tex-530-C

1. Testing performed by the Construction Division or designated laboratory.

- a. **Voids in Mineral Aggregates (VMA).** The Engineer may determine the VMA for any production lot. Take immediate corrective action if the VMA value for any lot is less than the minimum VMA requirement for production listed in Table 8. Suspend production and shipment of the mixture if the Engineer's VMA result is more than 0.5% below the minimum VMA requirement for production listed in Table 8. In addition to suspending production, the Engineer may require removal and replacement or may allow the lot to be left in place without payment.
- b. **Hamburg Wheel Test.** The Engineer may perform a Hamburg Wheel test at any time during production, including when the boil test indicates a change in quality from the materials submitted for JMF1. In addition to testing production samples, the Engineer may obtain cores and perform Hamburg Wheel tests on any areas of the roadway where rutting is observed. When the production or core samples fail the Hamburg Wheel test criteria in Table 10, suspend production until further Hamburg Wheel tests meet the specified values. Core samples, if taken, will be obtained from the center of the finished mat or other areas excluding the vehicle wheel paths. The Engineer may require up to the entire lot of any mixture failing the Hamburg Wheel test to be removed and replaced at the Contractor's expense.

If the Department's or approved laboratory's Hamburg Wheel test results in a "remove and replace" condition, the Contractor may request that the Department confirm the results by retesting the failing material. The Construction Division will perform the Hamburg Wheel tests and determine the final disposition of the material in question based on the Department's test results.

4. **Individual Loads of Hot Mix.** The Engineer can reject individual truckloads of hot mix. When a load of hot mix is rejected for reasons other than temperature, contamination, or excessive uncoated particles, the Contractor may request that the rejected load be tested. Make this request within 4 hr. of rejection. The Engineer will sample and test the mixture. If test results are within the operational tolerances shown in Table 11, payment will be made for the load. If test results are not within operational tolerances, no payment will be made for the load and the Engineer may require removal.

I. Placement Acceptance.

1. **Placement Lot.** A placement lot is defined as the area placed during a production lot (one day's production). Placement lot numbers will correspond with production lot numbers.
2. **Miscellaneous Areas.** Miscellaneous areas include areas that typically involve significant handwork or discontinuous paving operations, such as temporary detours, driveways, mailbox turnouts, crossovers, gores, spot level-up areas, and other similar areas. Temporary

detours are subject to in-place air void determination when shown on the plans. Miscellaneous areas also include level-ups and thin overlays when the layer thickness specified on the plans is less than the minimum untrimmed core height eligible for testing shown in Table 12. The specified layer thickness is based on the rate of 110 lb./sq. yd. for each inch of pavement unless another rate is shown on the plans. Compact miscellaneous areas in accordance with Section 3267.4.G, "Compaction." Miscellaneous areas are not subject to in-place air void determination.

3. **Placement Sampling.** Provide the equipment and means to obtain and trim roadway cores on site. On site is defined as in close proximity to where the cores are taken. Obtain the cores within 1 working day of the time the placement lot is completed unless otherwise approved. Unless otherwise shown on the plans, obtain two 6-in. diameter cores side-by-side at each location selected by the Engineer for in-place air void determination. For Type D and Type F mixtures, 4-in. diameter cores are allowed. Mark the cores for identification, measure and record the untrimmed core height, and provide the information to the Engineer. The Engineer will witness the coring operation and measurement of the core thickness. Visually inspect each core and verify that the current paving layer is bonded to the underlying layer. If an adequate bond does not exist between the current and underlying layer, take corrective action to ensure that an adequate bond will be achieved during subsequent placement operations.

Immediately after obtaining the cores from the roadway, trim the cores in accordance with Tex-207-F if the core heights meet the minimum untrimmed values listed in Table 12. Trim the cores on site in the presence of the Engineer. Use a permanent marker or paint pen to record the date and lot number on each core as well as the designation as Core A or B. The Engineer may require additional information to be marked on the core and may choose to sign or initial the core. The Engineer will take custody of the cores immediately after they are trimmed and will retain custody of the cores until the Department's testing is completed. Prior to turning the trimmed cores over to the Engineer, the Contractor may elect to wrap the trimmed cores or secure them in a manner that will reduce the risk of possible damage occurring during transport by the Engineer. After testing, the Engineer will return the cores to the Contractor.

The Engineer may elect to have the cores transported back to the Department's laboratory at the HMA plant via the Contractor's haul truck or other designated vehicle. In such cases where the cores will be out of the Engineer's possession during transport, the Engineer will use the Construction Division's protocol to provide a secure means and process that protects the integrity of the cores during transport.

In lieu of the Contractor trimming the cores on site immediately after coring, the Engineer and the Contractor may mutually agree to have the trimming operations performed at an alternate location such as a field laboratory or other similar location. In such cases, the Engineer will take possession of the cores immediately after they are obtained from the roadway and will retain custody of the cores until testing is completed. Either the Department or Contractor representative may perform trimming of the cores. The Engineer will witness all trimming operations in cases where the Contractor representative performs the trimming operation.

Immediately after obtaining the cores, dry the core holes and tack the sides and bottom. Fill the hole with the same type of mixture and properly compact the mixture. Repair core holes with other methods when approved.

4. **Placement Testing.** The Engineer may measure in-place air voids at any time during the project to verify specification compliance.

- a. **In-Place Air Voids.** The Engineer will measure in-place air voids in accordance with Tex-207-F and Tex-227-F. Cores not meeting the height requirements in Table 12 will not be tested. Before drying to a constant weight, cores may be pre-dried using a Corelok or similar vacuum device to remove excess moisture. The Engineer will use the corresponding theoretical maximum specific gravity to determine the air void content of each core. The Engineer will use the average air void content of the two cores to determine the in-place air voids at the selected location.

The Engineer will use the vacuum method to seal the core if required by Tex-207-F. The Engineer will use the test results from the unsealed core to if the sealed core yields a higher specific gravity than the unsealed core. After determining the in-place air void content, the Engineer will return the cores and provide test results to the Contractor.

5. **Irregularities.** Identify and correct irregularities including but not limited to segregation, rutting, raveling, flushing, fat spots, mat slippage, irregular color, irregular texture, roller marks, tears, gouges, streaks, uncoated aggregate particles, or broken aggregate particles. The Engineer may also identify irregularities, and in such cases, the Engineer will promptly notify the Contractor. If the Engineer determines that the irregularity will adversely affect pavement performance, the Engineer may require the Contractor to remove and replace (at the Contractor's expense) areas of the pavement that contain irregularities and areas where the mixture does not bond to the existing pavement. If irregularities are detected, the Engineer may require the Contractor to immediately suspend operations or may allow the Contractor to continue operations for no more than 1 day while the Contractor is taking appropriate corrective action.
6. **Ride Quality.** Use Surface Test Type A to evaluate ride quality in accordance with Item 585, "Ride Quality for Pavement Surfaces," unless otherwise shown on the plans.

3267.5. Measurement. Hot mix will be measured by the ton of composite hot mix, which includes asphalt, aggregate, and additives. Measure the weight on scales in accordance with Item 520, "Weighing and Measuring Equipment."

3267.6. Payment. The work performed and materials furnished in accordance with this Item and measured as provided under Article 3267.5, "Measurement," will be paid for at the unit price bid for "Dense Graded Hot-Mix Asphalt (SQ)" of the type, surface aggregate classification, and binder specified. These prices are full compensation for surface preparation; materials including tack coat; placement; equipment; labor; tools; and incidentals.

Trial batches will not be paid for unless they are included in pavement work approved by the Department.

Pay adjustment for ride quality if applicable will be determined in accordance with Item 585, "Ride Quality for Pavement Surfaces."

ALLCO
P.O. BOX 3684
BEAUMONT, TEXAS 77704
* BID DOCUMENTS *

PURCHASING AGENT
JEFFERSON COUNTY PURCHASING DEPARTMENT
1001 PEARL STREET, 3RD FLOOR
BEAUMONT, TEXAS 77701
ROAD IMPROVEMENTS FOR JEFFERSON COUNTY
(COUNTY TRANSPORTATION INFRASTRUCTURE FUND)
IFB 15-008/JW
BIDS: APRIL 14, 2015 11:00 AM

ORIGINAL



JEFFERSON COUNTY PURCHASING DEPARTMENT

Deborah L. Clark, Purchasing Agent

1001 Pearl Street, 3rd Floor, Beaumont, TX 77701 409-835-8593 Fax 409-833-8456

LEGAL NOTICE

Advertisement for Invitation for Bids

March 23, 2015

Notice is hereby given that sealed bids will be accepted by the Jefferson County Purchasing Department for IFB 15-008/JW, Road Improvements for Jefferson County (County Transportation Infrastructure Fund). **Specifications for this project may be obtained for a non-refundable fee of \$25.00 from the Jefferson County Engineering Department, 1149 Pearl Street, 5th Floor, Beaumont, Texas. Contact Mr. Donald Rao at 409-835-8584.**

Bids are to be sealed and addressed to the Purchasing Agent with the bid number and name marked on the outside of the envelope. Bidders shall forward an original and two (2) copies of their bid to the address shown below. Jefferson County does not accept bids submitted electronically. Late bids will be rejected as non-responsive. Bids will be publicly opened and read aloud in the Jefferson County Commissioners' Courtroom at the time and date below. Bidders are invited to attend the sealed bid opening.

BID NAME:	Road Improvements for Jefferson County (County Transportation Infrastructure Fund)
BID NO:	IFB 15-008/JW
DUE DATE/TIME:	11:00 AM, Tuesday, April 14, 2015
MAIL OR DELIVER TO:	Jefferson County Purchasing Department 1001 Pearl Street, 3 rd Floor Beaumont, Texas 77701

There will be a **Mandatory Pre-bid Conference** at 10:00 AM on Wednesday, April 8, 2015. The conference will be held in the Jefferson County Engineering Department Conference Room located on the fifth floor of the Jefferson County Courthouse, 1149 Pearl Street, Beaumont, Texas 77701.

Within ten (10) days after the date of the signing of a contract, the bidder shall furnish a performance bond to the County for the full amount of the contract, if the contract exceeds one hundred thousand dollars (\$100,000). If the contract is for one hundred thousand dollars (\$100,000) or less, the County may provide that no money be paid to the contractor until completion and acceptance of the work or the fulfillment of the purchase obligation to the County.

Any questions relating to these requirements should be directed to Jamey West, Contract Specialist at 409-835-8593.

All interested firms are invited to submit a bid in accordance with the terms and conditions stated in this bid.

RESPONDENTS ARE STRONGLY ENCOURAGED TO CAREFULLY READ THE ENTIRE INVITATION.

Deborah Clark

Deborah L. Clark
Purchasing Agent
Jefferson County, Texas

Publish: Beaumont Enterprise & Port Arthur News - March 25th and April 1st, 2015

OFFER AND ACCEPTANCE FORM

OFFER TO CONTRACT

To Jefferson County:

We hereby offer and agree to perform all the work and furnish all the materials called for in compliance with all terms, conditions, specifications, and amendments in the Invitation for Bid and any written exceptions in the offer. We understand that the items in this Invitation for Bid, including, but not limited to, all required certificates are fully incorporated herein as a material and necessary part of the contract.

It is understood that the work to be constructed under this contract shall be completed in 120 working days.

The undersigned hereby states, under penalty of perjury, that all information provided is true, accurate, and complete, and states that he/she has the authority to submit this bid, which will result in a binding contract if accepted by Jefferson County.

We acknowledge receipt of the following amendment(s): 1

I certify, under penalty of perjury, that I have the legal authorization to bind the firm hereunder:

APAC-Texas, Inc.

Company Name

For clarification of this offer, contact:

12907 US Hwy 90

Address

Scott Blanchard

Name

Beaumont, TX 77713

City

State

Zip

409-866-1444

Phone

Fax



Signature of Person Authorized to Sign

snblanchard@apac.com

E-mail

Scott Blanchard

Printed Name

Asst. Secretary

Title

Bidder Shall Return Completed Form with Offer.

NOTICE TO THE BIDDER

The 2004 Texas Department of Transportation specifications have been incorporated by reference for this project. Any reference to "TxDOT", or the "State", or the "Department" as owner of this project shall be interpreted as reference to "Jefferson County".

In the space provided below, please enter your total bid amount for this project. Only this figure will be read publicly by the County at the public bid opening.

It is understood and agreed by the bidder in signing this proposal that the total bid amount entered below is not binding on either the bidder or the County. It is further agreed that the official total bid amount for this proposal will be determined by multiplying the unit bid prices for each item by the respective estimated quantities shown in this proposal and then totaling all of the extended amounts.

Name of Bidder: APAC-Texas, Inc.

By: Scott Blanchard, Asst. Secretary

\$ 1,027,608.37
Total Bid Amount

Take each calculated item total per line and add together for the Total Bid Amount.

BID FORM INSTRUCTIONS SHEET

BID FORM INSTRUCTIONS:

In the "Unit Bid Price Only" Column: Write the words of the Per Unit Bid Price. Do Not write in your total price for the line item.

In the "Item Total" Column: Write in the Numbers of the Item Total.
The Item Total should equal the Unit Bid Price multiplied by the Approx. Quantities

Example: You want to bid \$15.00 per LF for Removing Conc (Curb)

Note the Item Total is calculated by: \$15.00 (Unit Bid Price) X 466.00 (Approx. Quantities) = \$6,990.00

Total Bid Amount: Take each calculated Item Total per line and add together for the Total Bid Amount located on the Notice to the Bidder Page.

ALT.	ITEM CODE			UNIT BID PRICE ONLY	UNIT	APPROX. QUANTITIES	ITEM TOTAL
	ITEM NO.	CODE	S.P. NO.				
	104	2021		WRITTEN IN WORDS REMOVING CONC (CURB)	LF	466.00	
				<i>Fifteen</i>			
				AND <i>No</i>	CENTS		
				EXAMPLE			<i>\$6,990.00</i>

Unit price for each linear foot of Concrete Curb Removed

BID FORM

PROJECT: CTIF ROAD IMPROVEMENTS

PROPOSAL SHEET

JEFFERSON COUNTY

ALT.	ITEM CODE			UNIT BID PRICE ONLY WRITTEN IN WORDS	UNIT	APPROX. QUANTITIES	ITEM TOTAL
	ITEM NO.	CODE	S.P. NO.				
	0247	2122		FLBS (ROWY DEL) (TY A GR-2)	TON	1,373.00	
				_____ DLRS			
				AND _____ CENTS			
	0281	2033		REWORK BS MTL (TY D) (6") (ORD COMP)	SY	99,898.00	
				_____ DLRS			
				AND _____ CENTS			
	0310	2005		PRIME COAT (MC-30 OR AE-P)	GAL	24,974.00	
				_____ DLRS			
				AND _____ CENTS			
	0316	2010		ASPH (CRS-2)	GAL	74,923.00	
				_____ DLRS			
				AND _____ CENTS			
	0316	2416		AGGR (TY-D GR-4)	CY	833.00	
				_____ DLRS			
				AND _____ CENTS			
	0316	2587		AGGR (TY-D GR-3)	CY	952.00	
				_____ DLRS			
				AND _____ CENTS			
	0500	2001	011	MOBILIZATION	LS	1.00	
				_____ DLRS			
				AND _____ CENTS			
	0502	2001	033	BARRICADES, SIGNS AND TRAFFIC HANDLING	MO	2.00	
				_____ DLRS			
				AND _____ CENTS			
	0662	2115		WV ZN PAV MRK SHT TERM (TAB) TY Y-2	EA	4,425.00	
				_____ DLRS			
				AND _____ CENTS			
	0666	2106		REFL PAV MRK TY I (Y) 4" (BRK) (100MIL)	LF	14,200.00	
				_____ DLRS			
				AND _____ CENTS			

(Bid Form Continued on Next Page)

BID FORM

PROJECT: CTIF ROAD IMPROVEMENTS

PROPOSAL SHEET

JEFFERSON COUNTY

ALT.	ITEM CODE			UNIT BID PRICE ONLY WRITTEN IN WORDS	UNIT	APPROX. QUANTITIES	ITEM TOTAL
	ITEM NO.	CODE	S.P. NO.				
	0247	2122		FL BS (RDWY DEL) (TY A GR 2) <u>Thirty Four</u> DLRS AND <u>NO</u> CENTS	TON	1,573.00	53,482. ⁰⁰
	0251	2033		REWORK BS MTL (TY D) (6") (ORD COMP) <u>ONE</u> DLRS AND <u>Ten</u> CENTS	SY	99,896.00	109,885. ⁶⁰
	0310	2005		PRIME COAT (MC-30 OR AE-P) <u>Three</u> DLRS AND <u>Thirty Five</u> CENTS	GAL	24,974.00	83,662. ⁹⁰
	0316	2010		ASPH (CRS-2) <u>Two</u> DLRS AND <u>Fifty Five</u> CENTS	GAL	74,923.00	191,053. ⁴⁵
	0316	2416		AGGR (TY-D GR-4) <u>Eighty One</u> DLRS AND <u>NO</u> CENTS	CY	833.00	67,473. ⁰⁰
	0316	2587		AGGR (TY-D GR-3) <u>One Hundred Four</u> DLRS AND <u>NO</u> CENTS	CY	952.00	99,068. ⁰⁰
	0500	2001	011	MOBILIZATION <u>Thirty Seven Thousand</u> DLRS AND <u>NO</u> CENTS	LS	1.00	37,000. ⁰⁰
	0502	2001	033	BARRICADES, SIGNS AND TRAFFIC HANDLING <u>one Thousand</u> DLRS AND <u>NO</u> CENTS	MO	2.00	6,000. ⁰⁰
	0662	2115		WK ZN PAV MRK SHT TERM (TAB) TY Y-2 <u>one</u> DLRS AND <u>Fifty</u> CENTS	EA	4,425.00	6,637. ⁵⁰
	0666	2105		REFL PAV MRK TY I (Y) 4" (BRK)(100MIL) <u>NO</u> DLRS AND <u>Sixty Eight</u> CENTS	LF	14,200.00	9,656. ⁰⁰

(Bid Form Continued on Next Page)

BID FORM (Continued)

	0666	2111		REFL PAV MRK TY I (Y) 4" (SLD)(100MIL) <u>NO</u> DLRS AND <u>SIXTY-EIGHT</u> CENTS	LF	6,554.00	<u>4,456.72</u>
	3267	2106		D-GR HMA(SQ) TY-D PG64-22 <u>EIGHTY-NINE</u> DLRS AND <u>NO</u> CENTS	TON	4,037.00	<u>359,293.00</u>
				Note - This total should match the "Total Bid Amount" shown on the Notice to the Bidder sheet		TOTAL =	<u>1,027,608.37</u>

04/14/2015

9:30

Jefferson County Road Improvements 2015

6510 *** Scott Blanchard

BID TOTALS

<u>Bid Item</u>	<u>Description</u>	<u>Status - Rnd</u>	<u>Quantity</u>	<u>Units</u>	<u>Unit Price</u>	<u>Bid Total</u>
10	FL BS (RDWY DEL) (TY A GR 2)	U	1,573.000	TN	34.00	53,482.00
20	REWORK BS MTL (TY D) (6") (ORD COMP)	U	99,896.000	SY	1.10	109,885.60
30	PRIME COAT (MC-30 OR AEP)	U	24,974.000	GAL	3.35	83,662.90
40	ASPH (CRS-2)	U	74,923.000	GAL	2.55	191,053.65
50	AGGR (TY-D GR-4)	U	833.000	CY	81.00	67,473.00
60	AGGR (TY-D GR-3)	U	952.000	CY	104.00	99,008.00
70	MOBILIZATION	U	1.000	LS	37,000.00	37,000.00
80	BARICADES, SIGNS, TRAFFIC HANDLING	U	6.000	MO	1,000.00	6,000.00
90	W/KN PAV MRK SHT TERM (TAB) TY Y-2	U	4,425.000	EA	1.50	6,637.50
100	REFL PAV MRK TY I (Y) 4" (BRK)(100MIL)		14,200.000	LF	0.68	9,656.00
110	REFL PAV MRK TY I (Y) (SLD)(100MIL)		6,554.000	LF	0.68	4,456.72
120	D-GR HMA (SQ) TY-D PG64-22	U	4,037.000	TN	89.00	359,293.00
9100	P-CARD PURCHASES		1.000	LSTU		

Bid Total

\$1,027,608.37

Bid Affidavit

The undersigned certifies that the bid prices contained in this bid have been carefully reviewed and are submitted as correct and final. Bidder further certifies and agrees to furnish any and/or all commodities upon which prices are extended at the price offered, and upon the conditions contained in the specifications and the Notice to Bidders.

STATE OF Texas COUNTY OF Jefferson

BEFORE ME, the undersigned authority, a Notary Public in and for the State of Texas,

on this day personally appeared Scott Blanchard, who
(name)
after being by me duly sworn, did depose and say:

"I, Scott Blanchard, Asst Secretary am a duly authorized officer of/agent
(name)
for APAC-Texas, Inc. and have been duly authorized to execute the
(name of firm)
foregoing on behalf of the said APAC-Texas, Inc.
(name of firm)

I hereby certify that the foregoing bid has not been prepared in collusion with any other bidder or other person or persons engaged in the same line of business prior to the official opening of this bid. Further, I certify that the bidder is not now, nor has been for the past six (6) months, directly or indirectly concerned in any pool or agreement or combination, to control the price of services/commodities bid on, or to influence any person or persons to bid or not to bid thereon."

Name and address of bidder: APAC-Texas, Inc.
12907 US Hwy 90, Beaumont, TX 77713


Fax: 409-866-1032 Telephone# 409-866-1444

by: Scott Blanchard Title: Asst. Secretary
(print name)


Signature: 

SUBSCRIBED AND SWORN to before me by the above-named
Scott Blanchard on

this the 14th day of April, 2015.


Notary Public in and for
the State of Texas

Bidder Shall Return Completed Form with Offer.



Bidder Information Form

Instructions: Please complete the form below. Care must be taken to provide legible, accurate, and complete contact information. PLEASE PRINT.

Project Name:

(IFB 15-008/JW), Road Improvements for Jefferson County (County Transportation Infrastructure Fund)

Bidder's Company/Business Name: APAC-Texas, Inc.

Bidder's TAX ID Number: 58-1401466

Contact Person: Scott Blanchard **Title:** Asst. Secretary

Phone Number (with area code): 409-866-1444

Alternate Phone Number if available (with area code): 409-284-7734 (cell)

Fax Number (with area code): 409-866-1032

Email Address: snblanchard@apac.com

Please provide a physical address for bid bond return:

APAC-Texas, Inc.

12907 US Hwy 90

Beaumont, TX 77713

SAMPLE CONTRACT

This agreement made this [Date] day of [Month], 20[15], by and between the County of Jefferson, Texas represented by the County Judge, party of the first part, and [Contractor/Vendor Name] his/their executors, administrators, heirs, successors or assigns, the Contractor, party of the second part.

WHEREAS, the County desires to enter into a contract for [Project Name Here] as shown and described in the Contract Documents (to include plans, drawings, specifications, addenda, special provisions, and this Contract documents itself) included herein, and

WHEREAS, the Contractor has been engaged in and now does such work and represents that he is fully equipped, competent and capable of performing the desired and herein outlined work and is ready and willing to perform such work in accordance with the unit prices listed herein and the provisions of the herein included in the Contract Documents, and special provisions now

WITNESSETH: That for and in consideration of the unit prices listed herein, a part of this contract, the Contractor agrees to do, at his own proper cost and expense, all the work necessary for project completion as shown and described in the plans and in accordance with the provisions of the plans, drawings, specifications, addenda, and special provisions which are a part of this contract.

CONTRACTOR'S REPRESENTATIONS:

In order to induce Jefferson County to enter into this Agreement, Contractor makes the following representations:

Contractor has examined and carefully studied the Contract Documents (including plans, drawings, specifications, addenda, special provisions) identified in the Bidding Documents.

Contractor has visited the Site and/or become familiar with and is satisfied as to the general, local, and site conditions that may affect cost, progress, and performance of the Work.

Contractor is familiar with and is satisfied as to all federal, state, and local Laws and Regulations that may affect cost, progress, and performance of the Work.

Contractor does not consider that any further examinations, investigations, explorations, tests, studies, or data are necessary for the performance of the Work at the Contract Price, within the Contract Times, and in accordance with the other terms and conditions of the Contract Documents.

Contractor is aware of the general nature of any work to be performed by Jefferson County and the others at the Site that relates to the Work as indicated in the Contract Documents.

Contractor has given Jefferson County written notice of all conflicts, errors, ambiguities, or discrepancies that contractor has discovered in the Contract Documents, and the written resolution thereof by Engineer or Purchasing Department is acceptable to the Contractor.

The Contract Documents are generally sufficient to indicate and convey understanding of all terms and conditions for performance and furnishing of the Work.

LIQUIDATED DAMAGES:

Contractor and Jefferson County recognize that time is of the essence of this Agreement and that Jefferson County will suffer financial loss if the Work is not completed within the times specified in the bid specifications and this above, plus any extensions thereof allowed in accordance with bid specifications. The parties also recognize the delays, expense, and difficulties involved in proving in a legal or arbitration proceeding the actual loss suffered by Jefferson County if the Work is not completed on time. Accordingly, instead of requiring any such proof, Jefferson County and Contractor agree that as liquidated damages for delay (but not as a penalty), Contractor shall pay Jefferson County \$100.00 for each day that expires after the time specified in Notice to Proceed.

CONTRACT PRICE:

Jefferson County shall pay Contractor the amount of \$ **[Contract Amount Here]** for completion of the Work in accordance with Contract Documents including plans, specifications, addenda, and special provisions for Project: **[Project Name Here]**

All specific cash allowances are included in the above price and have been calculated in accordance with bid specifications and addenda (if applicable).

CONTRACT TIMES:

Time for completion of this contract shall be calculated beginning on the effective date given in the Notice to Proceed.

The work to be constructed under this contract shall be completed in **[# of days]** working days.

The County, in consideration of the full and true performance of said work by the Contractor, hereby agrees and binds itself to pay the Contractor for the quantities of work performed in compliance with this contract at the respective unit prices set forth herein, subject to adjustment as herein provided. The following items of work and respective unit prices are those contained in the original proposal and are a part of this contract. The County limits its obligation hereunder to the funds available.

The Contractor expressly warrants that he has employed no third person to solicit or obtain this contract in his behalf, or to cause or procure the same to be obtained upon compensation in any way contingent, in whole or in part, upon such procurement, or in compensation for services in connection therewith, any brokerage commission or percentage upon the amount receivable by him hereunder; and that he has not in estimating the contract price demanded by him, included any sum by reason of any such brokerage, commission or percentage; and that all moneys payable to him hereunder are free from all obligation of any other person for services rendered, or supposed to have been rendered, in the procurement of this contract. He further agrees that any breach of this warranty shall constitute adequate cause for the annulment of this contract by the County or for deduction from any sum due or to become due there under an amount equal to any brokerage commission or percentage so paid or agreed to be paid or both.

In the employment of labor in the performance of this contract, preference shall be given, other conditions being equal, to honorably discharged service personnel, but no other preference or discrimination among citizens of the United States shall be made.

It is acknowledged and agreed by the parties hereto that this contract is the full and complete contract for the construction of the work called for and described herein.

IN WITNESS WHEREOF, the parties hereto have set their hands the date herein named.

COUNTY OF JEFFERSON

Party of the First Part

Certified as being executed for the purpose and effect of activating and/or carrying out the orders, established policies, or work programs hereto approved and authorized by the Commissioners' Court of Jefferson County:

By: _____
Jeff R. Branick, County Judge

RECOMMENDED FOR EXECUTION:

Don Rao, Director of Engineering

CONTRACTOR

Party of the Second Part

By: _____
Printed Name & Title

Signature

Firm/Company Name

ATTEST: _____ DATE: _____
Carolyn L. Guidry, County Clerk

Vendor References

Please list at least three (3) companies or governmental agencies (preferably a municipality) where the same or similar products and/or services as contained in this specification package were recently provided.

THIS FORM MUST BE RETURNED WITH YOUR BID.

REFERENCE ONE

Government/Company Name: Please see attached work history.

Address: _____

Contact Person and Title: _____

Phone: _____ Fax: _____

Contract Period: _____ Scope of Work: _____

REFERENCE TWO

Government/Company Name: Please see attached work history.

Address: _____

Contact Person and Title: _____

Phone: _____ Fax: _____

Contract Period: _____ Scope of Work: _____

REFERENCE THREE

Government/Company Name: Please see attached work history.

Address: _____

Contact Person and Title: _____

Phone: _____ Fax: _____

Contract Period: _____ Scope of Work: _____

Bidder Shall Return Completed Form with Offer.

Conflict of Interest Questionnaire

For vendor or other person doing business with local government entity	
<p>This questionnaire is being filed in accordance with chapter 176 of the Local Government Code by a person doing business with the governmental entity.</p> <p>By law this questionnaire must be filed with the records administrator of the local government not later than the 7th business day after the date the person becomes aware of facts that require the statement to be filed. See Section 176.006 Local Government Code.</p> <p>A person commits an offense if the person violates Section 176.0006, Local Government Code. An offense under this section is a Class C misdemeanor.</p>	OFFICE USE ONLY
<p>1. Name of person doing business with local governmental entity.</p>	<div style="font-size: 4em; font-weight: bold; opacity: 0.5;">N/A</div>
<p>2. <input type="checkbox"/> Check this box if you are filing an update to a previously filed questionnaire.</p> <p style="font-size: 0.8em;">(The law requires that you file an updated completed questionnaire with the appropriate filing authority not later than September 1 of the year for which an activity described in Section 176.006(a), Local Government Code, is pending and not later than the 7th business day after the date the originally filed questionnaire becomes incomplete or inaccurate.)</p>	
<p>3. Describe each affiliation or business relationship with an employee or contractor of the local government entity who makes recommendations to a local government officer of the local governmental entity with respect to expenditure of money.</p>	
<p>4. Describe each affiliation or business relationship with a person who is a local government officer and who appoints or employs a local government officer of the local governmental entity that is the subject of this questionnaire.</p>	

Bidder Shall Return Completed Form with Offer.

CONFLICT OF INTEREST QUESTIONNAIREFORM CIQ
Page 2**For vendor or other person doing business with local government entity**

5. Name of local government officer with whom filer has affiliation or business relationship. (Complete this section only if the answer to A, B, or C is YES.)

This section, item 5 including subparts A, B, C & D, must be completed for each officer with whom the filer has affiliation or business relationship. Attach additional pages to this Form CIQ as necessary.

- A. Is the local government officer named in this section receiving or likely to receive taxable income from the filer of the questionnaire?

☐ Yes ☐ No

- B. Is the filer of the questionnaire receive or likely to receive taxable income from or at the direction of the local government officer named in this section AND the taxable income is not from the local government entity?

☐ Yes ☐ No

- C. Is the filer of the questionnaire affiliated with a corporation or other business entity that the local government officer serves as an officer or director, or holds an ownership of 10 percent or more?

☐ Yes ☐ No

- D. Describe each affiliation or business relationship:

6. Describe any other affiliation or business relationship that might cause a conflict of interest.

7.

Signature of person doing business with the governmental entity

Date

Bidder Shall Return Completed Form with Offer.

Good Faith Effort (GFE) Determination Checklist

This information must be submitted with your bid.

Bidder intends to utilize subcontractors/subconsultants in the fulfillment of this contract (if awarded).

☒ Yes ☐ No

Instructions: In order to determine if a "Good Faith Effort" was made in soliciting HUBs for subcontracting opportunities, the following checklist and supporting documentation shall be completed by the Prime Contractor/Consultant, and returned with the Prime Contractor/Consultant's bid. This list contains the minimum efforts that should be put forth by the Prime Contractor/Consultant when attempting to achieve or exceed the goals of HUB Subcontractor participation. The Prime Contractor/Consultant may extend his/her efforts in soliciting HUB Subcontractor participation beyond what is listed below.

Did the Prime Contractor/Consultant ...

- | | | |
|---|-----------------------------|--|
| <input checked="" type="checkbox"/> Yes | <input type="checkbox"/> No | 1. To the extent practical, and consistent with standard and prudent industry standards, divide the contract work into the smallest feasible portions, to allow for maximum HUB Subcontractor participation? |
| <input checked="" type="checkbox"/> Yes | <input type="checkbox"/> No | 2. Notify in writing a reasonable number of HUBs, allowing sufficient time for effective participation of the planned work to be subcontracted? |
| <input checked="" type="checkbox"/> Yes | <input type="checkbox"/> No | 3. Provide HUBs that were genuinely interested in bidding on a subcontractor, adequate information regarding the project (i.e., plans, specifications, scope of work, bonding and insurance requirements, and a point of contact within the Prime Contractor/Consultant's organization)? |
| <input checked="" type="checkbox"/> Yes | <input type="checkbox"/> No | 4. Negotiate in good faith with interested HUBs, and not reject bids from HUBs that qualify as lowest and responsive bidders? |
| <input checked="" type="checkbox"/> Yes | <input type="checkbox"/> No | 5. Document reasons HUBs were rejected? Was a written rejection notice, including the reason for rejection, provided to the rejected HUBs? |
| <input checked="" type="checkbox"/> Yes | <input type="checkbox"/> No | 6. If Prime Contractor/Consultant has zero (0) HUB participation, please explain the reasons why. |

If "No" was selected, please explain and include any pertinent documentation with your bid.
If necessary, please use a separate sheet to answer the above questions.

Scott Blanchard

Printed Name of Authorized Representative

Signature

Asst. Secretary

Title

April 14, 2015

Date

Bidder Shall Return Completed Form with Offer.

Notice of Intent (NOI) to Subcontract with Historically Underutilized Business (HUB)

This information must be submitted with your bid.

Bidder intends to utilize subcontractors/subconsultants in the fulfillment of this contract (if awarded).

☒ Yes ☐ No

Instructions for Prime Contractor/Consultant: Bidder shall submit this form with the bid; however, the information below may be submitted after contract award, but prior to beginning performance on the contract. Please submit one form for each HUB Subcontractor/ Subconsultant with proper signatures, per the terms and conditions of your contract.

Contractor Name: To be submitted upon award HUB: ☐ Yes ☐ No

Address: _____
Street City State Zip

Phone (with area code): _____ Fax (with area code): _____

Project Title & No.: _____

Prime Contract Amount: \$ _____

HUB Subcontractor Name: _____

HUB Status (Gender & Ethnicity): _____

Certifying Agency: ☐ Tx. Bldg & Procurement Comm. ☐ Jefferson County ☐ Tx Unified Certification Prog.

Address: _____
Street City State Zip

Phone (with area code): _____ Fax (with area code): _____

Proposed Subcontract Amount: \$ _____ Percentage of Prime Contract: _____ %

Description of Subcontract Work to be Performed: _____

APAC-Texas, Inc.
Printed Name of Contractor Representative


Signature of Representative

April 14, 2015
Date

Printed Name of HUB

Signature of Representative

Date

NOTE: NOTHING ON THIS NOTICE OF INTENT FORM IS INTENDED TO CONFER ANY RIGHTS, EXPRESSED OR IMPLIED, TO ANY THIRD PARTIES.

Pre-Approval for Subcontractor Substitutions must be obtained from the Jefferson County Purchasing Agent's Representative. The "HUB Subcontractor/Subconsultant Change Form" must be completed and faxed to 409-835-8456.

Bidder Shall Return Completed Form with Offer.

Historically Underutilized Business (HUB) Subcontracting Participation Declaration Form

PAGE 1 OF 4

This information must be submitted with your bid.

Bidder intends to utilize subcontractors/subconsultants in the fulfillment of this contract (if awarded):

☒ Yes ☐ No

Prime Contractor: APAC-Texas, Inc.

HUB: ☐ Yes ☒ No

HUB Status (Gender & Ethnicity): N/A

Address: 12907 US Hwy 90, Beaumont, TX 77713

Street

City

State

Zip

Phone (with area code): 409-866-1444

Fax (with area code): 409-866-1032

Project Title & No.: Road improvements for Jefferson Co. CTIP IFB/RFP No.: IFB 15-008/JW

Total Contract: \$ to be determined

Total HUB Subcontract(s): \$ to be determined

Construction HUB Goals: 12.8% MBE: to be determined % 12.6% WBE: to be determined %

Sub-goals: 1.7 African-American, 9.7% Hispanic, 0.7% Native American, 0.8% Asian American.
Use these goals as a guide to diversify.

FOR HUB OFFICE USE ONLY:

Verification date HUB Program Office reviewed and verified HUB Sub Information Date: _____ Initials: _____

PART I: HUB SUBCONTRACTOR DISCLOSURE

HUB Subcontractor Name: To be submitted upon award

HUB Status (Gender & Ethnicity): _____

Certifying Agency: ☐ Texas Bldg & Procurement Comm. ☐ Texas Unified Certification Prog.

Address: _____

Street

City

State

Zip

Contact person: _____

Title: _____

Phone (with area code): _____

Fax (with area code): _____

Proposed Subcontract Amount: \$ _____

Percentage of Prime Contract: _____ %

Description of Subcontract Work to be Performed: _____

Bidder Shall Return Completed Form with Offer.

Historically Underutilized Business (HUB) Subcontracting Participation Declaration Form

PAGE 2 OF 4

HUB SUBCONTRACTOR DISCLOSURE

PART I: Continuation Sheet

(Duplicate as Needed)

HUB Subcontractor Name: To be determined upon award

HUB Status (Gender & Ethnicity): _____

Certifying Agency: ☐ Tx. Bldg & Procurement Comm. ☐ Jefferson County ☐ Tx Unified Certification Prog.

Address: _____

Street City State Zip

Contact person: _____ Title: _____

Phone (with area code): _____ Fax (with area code): _____

Proposed Subcontract Amount: \$ _____ Percentage of Prime Contract: %

Description of Subcontract Work to be Performed: _____

HUB Subcontractor Name: _____

HUB Status (Gender & Ethnicity):

Certifying Agency: ☐ Tx. Bldg. & Procurement Comm. ☐ Jefferson County ☐ Tx Unified Certification Prog.

Address: _____

Street City State Zip

Contact person: _____ Title: _____

Phone (with area code): _____ Fax (with area code): _____

Proposed Subcontract Amount: \$ _____ Percentage of Prime Contract: %

Description of Subcontract Work to be Performed: _____

All HUB Subcontractor Participation may be verified with the HUB Subcontractor(s) listed on Part I.

Bidder Shall Return Completed Form with Offer.

Historically Underutilized Business (HUB) Subcontracting Participation Declaration Form

PAGE 3 OF 4

PART II: STATEMENT OF NON-COMPLIANCE FOR NOT MEETING HUB SUBCONTRACTING GOALS

Please complete Good Faith Effort (GFE) Checklist and attach any supporting documentation.

Our firm was unable to meet the HUB goals for this project for the following reasons:

- ☐ All subcontractors to be utilized are "Non-HUBs." (Complete Part III)
☐ HUBs were solicited but did not respond.
☐ HUBs solicited were not competitive.
☐ HUBs were unavailable for the following trade(s):
☒ Other: To be determined upon award.

Was the Jefferson County HUB Office contacted for assistance in locating HUBs? ☐ Yes ☒ No

PART III: DISCLOSURE OF OTHER "NON-HUB" SUBCONTRACTS

The bidder shall use this area to provide a listing of all "Non-HUB" Subcontractors, including suppliers, that will perform under this project. A list of these "Non-HUB" Subcontractors the bidder selects, after bid submission, shall be provided to the Purchasing Office not later than five (5) calendar days after being notified that bidder is the apparent low bidder. A list of these "Non-HUB" Subcontractors that are selected after contract award must be provided **immediately** after their selection.

Subcontractor Name: To be determined upon award.

Address: _____

Street	City	State	Zip
--------	------	-------	-----

Contact person: _____ Title: _____

Phone (with area code): _____ Fax (with area code): _____

Proposed Subcontract Amount: \$_____ Percentage of Prime Contract: _____%

Description of Subcontract Work to be Performed:

Subcontractor Name: _____

Address: _____

Street	City	State	Zip

Contact person: _____ Title: _____

Phone (with area code): _____ Fax (with area code): _____

Proposed Subcontract Amount: \$ _____ Percentage of Prime Contract: %

Description of Subcontract Work to be Performed: _____

Bidder Shall Return Completed Form with Offer.

Historically Underutilized Business (HUB) Subcontracting Participation Declaration Form

PAGE 4 OF 4

Subcontractor Name: To be determined upon award.

Address: _____

Street City State Zip

Contact person: _____ Title: _____

Phone (with area code): _____ Fax (with area code): _____

Proposed Subcontract Amount: \$ _____ Percentage of Prime Contract: _____ %

Description of Subcontract Work to be Performed: _____

Subcontractor Name:

Address: _____

Street City State Zip

Contact person: _____ Title: _____

Phone (with area code): _____ Fax (with area code): _____

Proposed Subcontract Amount: \$ _____ Percentage of Prime Contract: _____ %

Description of Subcontract Work to be Performed: _____

I hereby certify that I have read the *HUB Program Instructions and Information*, truthfully completed all applicable parts of this form, and attached any necessary support documentation as required. I fully understand that intentionally falsifying information on this document may result in my not receiving a contract award or termination of any resulting contract.

Name (print or type): Scott Blanchard

Title: Asst. Secretary *110*

Signature: [Signature]

Date: April 14, 2015

E-mail address: snblanchard@apac.com

Contact person that will be in charge of invoicing for this project:

Name (print or type): Jessica Aldrich

Title: Accounting

Date: April 14, 2015

E-mail address: jessica.aldrich@apac.com

Bidder Shall Return Completed Form with Offer.

Residence Certification/Tax Form

Pursuant to Texas Government Code §2252.001 *et seq.*, as amended, Jefferson County requests Resident Certification. §2252.001 *et seq.* of the Government Code provides some restrictions on the awarding of governmental contracts; pertinent provisions of §2252.001 are stated below:

- (3) "Nonresident bidder" refers to a person who is not a resident.
- (4) "Resident bidder" refers to a person whose principal place of business is in this state, including a contractor whose ultimate parent company or majority owner has its principal place of business in this state.

- ☒ I certify that APAC-Texas, Inc. [company name] is a Resident Bidder of Texas as defined in Government Code §2252.001.
- ☐ I certify that _____ [company name] is a Nonresident Bidder as defined in Government Code §2252.001 and our principal place of business is _____ (city and state).

Taxpayer Identification Number (T.I.N.):	58-1401466
Company Name submitting bid/proposal:	APAC-Texas, Inc.
Mailing address:	12907 US Hwy 90, Beaumont, TX 77713
If you are an individual, list the names and addresses of any partnership of which you are a general partner: N/A	

Property: List all taxable property owned by you or above partnerships in Jefferson County.

Jefferson County Tax Acct. No.*	Property address or location**
58-1401466	12907 US Hwy 90, Beaumont, TX 77713
58-1401466	860 Pine Street, Beaumont, TX 77701

* This is the property amount identification number assigned by the Jefferson County Appraisal District.

** For real property, specify the property address or legal description. For business property, specify the address where the property is located. For example, office equipment will normally be at your office, but inventory may be stored as a warehouse or other location.

Bidder Shall Return Completed Form with Offer.

ENGINEER SEAL

The enclosed Texas Department of Transportation Specifications, Special Specifications, Special Provisions, General Notes and Specification Data in this document have been selected by me, or under my responsible supervision as being applicable to this project. Alteration of a sealed document without proper notification to the responsible engineer is an offense under the Texas Engineering Practice Act.



The seal appearing on this document was authorized by
Bradley Steven Stafford, P.E.
March 18, 2015

General Notes:

Adjustments allowed to the station limits to meet field conditions.

Provide a Contractor's Responsible Person and a phone number for emergency contact.

Assume ownership for all designated waste material and dispose of it at a place off of the right of way, as approved by the engineer.

Place no construction signs in conflict with existing signs. If placement of construction signs for contract blocks existing signs, make adjustments with confirmation from the Engineer.

Item 6: Control of Materials

The Contractor will be responsible for all testing or having testing performed by an acceptable testing company. Consider this work to be subsidiary to the various bid items of the contract.

Item 247: Flexible Base

The flexible base for Hillebrandt Rd shall be placed at specific locations as delineated on the plans.

The flexible base for Lawhon Rd shall be placed at a rate of 300 tons/mile of roadway.

Item 310: Prime Coat

Use bituminous material of the Type MC and grade 30 or Type AE-P. Distribute the bituminous material smoothly and evenly at the rate of 0.25 gallons per square yard.

Item 316: Flexible Pavement Structure Repair

Construction consists of 2 course surface treatment application.

First course:

Use asphalt type CRS-2.

Use aggregate type D and grade 3.

Second course:

Use asphalt type CRS-2.

Use aggregate type D and grade 4.

Asphalt season starts May 1st and ends on September 30th.

Item 502 Barricades, Signs, and Traffic Handling

Do not leave equipment (that is not in use) closer than 30' from the roadway edge unless approved otherwise by the Engineer.

Construct all work zone signs, sign supports, and barricades from material other than wood unless approved by the Engineer. Galvanize steel supports if used.

Construct all work zone signs, sign supports, and barricades from material other than wood unless approved by the Engineer. Galvanize steel supports if used. Aluminum signs, if used, shall meet the following minimum thickness requirements:

Square Feet	Minimum Thickness
Less than 7.5	0.080 inches
7.5 to 15	0.100 inches
Greater than 15	0.125 inches.

Maintain all barricades and warning signs, including all temporary and portable traffic control devices necessary during the various phases of construction, in accordance with the BC and TCP standards in the plans, the latest version of the Texas Manual on Uniform Traffic Control Devices, and/or as directed by the Engineer.

Furnish additional barricades and signs to maintain traffic and motorists' safety when directed by the Engineer. Any such additional signs and barricades will be considered subsidiary to Item 502.

After completion of the project, when removing the barricades and signs, fill in any holes left by the sign supports or barricades and restore the area, in which the signs were removed, to its original condition.

Item 662: Work Zone Pavement Markings

The temporary marker tabs shall be placed at a spacing of 3 tabs per 40 linear feet.

Item 666: Reflectorized Pavement Markings

Furnish Type II drop-on glass beads.

Air blowing is subsidiary to this item.

Item 3267: Dense-Graded Hot-Mix Asphalt (Small Quantity)

Provide mixture Type D using PG binder 64-22.

Furnish a PG binder with a minimum high-temperature grade of PG 58 for tack coat binder in accordance with Item 300, "Asphalts, Oils, and Emulsions". The tack coat shall be placed smoothly and evenly at the rate of 0.06 gallons per square yard.

Provide mix design. Mix designs must be approved by the Engineer.

Provide smooth tie-in to existing pavements and driveways.

Waive the Hamburg Wheel requirements of Tex-242-F.

At the end of the project, asphalt binder samples will be designated as waste material.

Assume ownership of all asphalt binder samples and dispose of material at a place off of the right of way as approved by the Engineer.

JEFFERSON COUNTY

GOVERNING SPECIFICATIONS AND SPECIAL SPECIFICATIONS

ALL SPECIFICATIONS AND SPECIAL PROVISIONS APPLICABLE TO THIS PROJECT ARE IDENTIFIED AS FOLLOWS:

STANDARD SPECIFICATIONS: ADOPTED BY THE TEXAS DEPARTMENT OF
TRANSPORTATION JUNE 1, 2004. STANDARD
SPECIFICATIONS ARE INCORPORATED INTO THE
CONTRACT BY REFERENCE.

ITEMS 1 TO 9 INCL., GENERAL REQUIREMENTS AND COVENANTS
ITEM 247 FLEXIBLE BASE (105) (204) (210) (216) (520)
ITEM 251 REWORKING BASE COURSES (204) (210) (216) (247) (520)
ITEM 310 PRIME COAT (300) (316)
ITEM 316 SURFACE TREATMENTS (210) (300) (302)
ITEM 500 MOBILIZATION
ITEM 502 BARRICADES, SIGNS AND TRAFFIC HANDLING
ITEM 662 WORK ZONE PAVEMENT MARKINGS (666) (668) (672) (677)
ITEM 666 REFLECTORIZED PAVEMENT MARKINGS (316) (318) (502) (662) (677) (678)

SPECIAL PROVISIONS: SPECIAL PROVISIONS WILL GOVERN AND TAKE
PRECEDENCE OVER THE SPECIFICATIONS ENUMBERED
HEREON WHEREVER IN CONFLICT THEREWITH.

WAGE RATES

SPECIAL PROVISION TO ITEM	500	(500---011)
SPECIAL PROVISION TO ITEM	502	(502---033)

SPECIAL SPECIFICATIONS:

ITEM 3267 DENSE-GRADED HOT-MIX ASPHALT (SMALL QUANTITY)

GENERAL: THE ABOVE-LISTED SPECIFICATION ITEMS ARE THOSE UNDER WHICH
PAYMENT IS TO BE MADE. THESE, TOGETHER WITH SUCH OTHER PERTINENT
ITEMS, IF ANY, AS MAY BE REFERRED TO IN THE ABOVE-LISTED
SPECIFICATION ITEMS, AND INCLUDING THE SPECIAL PROVISIONS LISTED
ABOVE, CONSTITUTE THE COMPLETE SPECIFICATIONS FOR THIS PROJECT.

General Decision Number: TX150056 01/02/2015 TX56

Superseded General Decision Number: TX20140056

State: Texas

Construction Type: Highway

Counties: Austin, Brazoria, Chambers, Fort Bend, Galveston, Hardin, Harris, Jefferson, Liberty, Montgomery, Orange, San Jacinto and Waller Counties in Texas.

HIGHWAY CONSTRUCTION PROJECTS (excluding tunnels, building structures in rest area projects & railroad construction; bascule, suspension & spandrel arch bridges designed for commercial navigation, bridges involving marine construction; and other major bridges).

Note: Executive Order (EO) 13658 establishes an hourly minimum wage of \$10.10 for 2015 that applies to all contracts subject to the Davis-Bacon Act for which the solicitation is issued on or after January 1, 2015. If this contract is covered by the EO, the contractor must pay all workers in any classification listed on this wage determination at least \$10.10 (or the applicable wage rate listed on this wage determination, if it is higher) for all hours spent performing on the contract. The EO minimum wage rate will be adjusted annually. Additional information on contractor requirements and worker protections under the EO is available at www.dol.gov/whd/govcontracts.

Modification Number	Publication Date
0	01/02/2015

* SUTX2011-013 08/10/2011

	Rates	Fringes
CEMENT MASON/CONCRETE FINISHER (Paving and Structures).....	\$ 12.98	
ELECTRICIAN.....	\$ 27.11	
FORM BUILDER/FORM SETTER Paving & Curb.....	\$ 12.34	
Structures.....	\$ 12.23	
LABORER Asphalt Raker.....	\$ 12.36	
Flagger.....	\$ 10.33	
Laborer, Common.....	\$ 11.02	
Laborer, Utility.....	\$ 11.73	
Pipelayer.....	\$ 12.12	
Work Zone Barricade Servicer.....	\$ 11.67	
PAINTER (Structures).....	\$ 18.62	

POWER EQUIPMENT OPERATOR:

Asphalt Distributor.....	\$ 14.06
Asphalt Paving Machine.....	\$ 14.32
Broom or Sweeper.....	\$ 12.68
Concrete Pavement Finishing Machine.....	\$ 13.07
Concrete Paving, Curing, Float, Texturing Machine....	\$ 11.71
Concrete Saw.....	\$ 13.99
Crane, Hydraulic 80 Tons or less.....	\$ 13.86
Crane, Lattice boom 80 tons or less.....	\$ 14.97
Crane, Lattice boom over 80 Tons.....	\$ 15.80
Crawler Tractor.....	\$ 13.68
Excavator, 50,000 pounds or less.....	\$ 12.71
Excavator, Over 50,000 pounds.....	\$ 14.53
Foundation Drill, Crawler Mounted.....	\$ 17.43
Foundation Drill, Truck Mounted.....	\$ 15.89
Front End Loader 3 CY or Less.....	\$ 13.32
Front End Loader, Over 3 CY.	\$ 13.17
Loader/Backhoe.....	\$ 14.29
Mechanic.....	\$ 16.96
Milling Machine.....	\$ 13.53
Motor Grader, Fine Grade....	\$ 15.69
Motor Grader, Rough.....	\$ 14.23
Off Road Hauler.....	\$ 14.60
Pavement Marking Machine....	\$ 11.18
Piledriver.....	\$ 14.95
Roller, Asphalt.....	\$ 11.95
Roller, Other.....	\$ 11.57
Scraper.....	\$ 13.47
Spreader Box.....	\$ 13.58
 Servicer.....	\$ 13.97
 Steel Worker	
Reinforcing Steel.....	\$ 15.15
Structural Steel Welder.....	\$ 12.85
Structural Steel.....	\$ 14.39
 TRUCK DRIVER	
Low Boy Float.....	\$ 16.03
Single Axle.....	\$ 11.46
Single or Tandem Axle Dump..	\$ 11.48
Tandem Axle Tractor w/Semi Trailer.....	\$ 12.27

WELDERS - Receive rate prescribed for craft performing operation to which welding is incidental.

=====

Unlisted classifications needed for work not included within the scope of the classifications listed may be added after award only as provided in the labor standards contract clauses (29CFR 5.5 (a) (1) (ii)).

The body of each wage determination lists the classification and wage rates that have been found to be prevailing for the cited type(s) of construction in the area covered by the wage determination. The classifications are listed in alphabetical order of "identifiers" that indicate whether the particular rate is a union rate (current union negotiated rate for local), a survey rate (weighted average rate) or a union average rate (weighted union average rate).

Union Rate Identifiers

A four letter classification abbreviation identifier enclosed in dotted lines beginning with characters other than "SU" or "UAVG" denotes that the union classification and rate were prevailing for that classification in the survey. Example: PLUM0198-005 07/01/2014. PLUM is an abbreviation identifier of the union which prevailed in the survey for this classification, which in this example would be Plumbers. 0198 indicates the local union number or district council number where applicable, i.e., Plumbers Local 0198. The next number, 005 in the example, is an internal number used in processing the wage determination. 07/01/2014 is the effective date of the most current negotiated rate, which in this example is July 1, 2014.

Union prevailing wage rates are updated to reflect all rate changes in the collective bargaining agreement (CBA) governing this classification and rate.

Survey Rate Identifiers

Classifications listed under the "SU" identifier indicate that no one rate prevailed for this classification in the survey and the published rate is derived by computing a weighted average rate based on all the rates reported in the survey for that classification. As this weighted average rate includes all rates reported in the survey, it may include both union and non-union rates. Example: SULA2012-007 5/13/2014. SU indicates the rates are survey rates based on a weighted average calculation of rates and are not majority rates. LA indicates the State of Louisiana. 2012 is the year of survey on which these classifications and rates are based. The next number, 007 in the example, is an internal number used in producing the wage determination. 5/13/2014 indicates the survey completion date for the classifications and rates under that identifier.

Survey wage rates are not updated and remain in effect until a

new survey is conducted.

Union Average Rate Identifiers

Classification(s) listed under the UAVG identifier indicate that no single majority rate prevailed for those classifications; however, 100% of the data reported for the classifications was union data. EXAMPLE: UAVG-OH-0010 08/29/2014. UAVG indicates that the rate is a weighted union average rate. OH indicates the state. The next number, 0010 in the example, is an internal number used in producing the wage determination. 08/29/2014 indicates the survey completion date for the classifications and rates under that identifier.

A UAVG rate will be updated once a year, usually in January of each year, to reflect a weighted average of the current negotiated/CBA rate of the union locals from which the rate is based.

WAGE DETERMINATION APPEALS PROCESS

1.) Has there been an initial decision in the matter? This can be:

- * an existing published wage determination
- * a survey underlying a wage determination
- * a Wage and Hour Division letter setting forth a position on a wage determination matter
- * a conformance (additional classification and rate) ruling

On survey related matters, initial contact, including requests for summaries of surveys, should be with the Wage and Hour Regional Office for the area in which the survey was conducted because those Regional Offices have responsibility for the Davis-Bacon survey program. If the response from this initial contact is not satisfactory, then the process described in 2.) and 3.) should be followed.

With regard to any other matter not yet ripe for the formal process described here, initial contact should be with the Branch of Construction Wage Determinations. Write to:

Branch of Construction Wage Determinations
Wage and Hour Division
U.S. Department of Labor
200 Constitution Avenue, N.W.
Washington, DC 20210

2.) If the answer to the question in 1.) is yes, then an interested party (those affected by the action) can request review and reconsideration from the Wage and Hour Administrator (See 29 CFR Part 1.8 and 29 CFR Part 7). Write to:

Wage and Hour Administrator
U.S. Department of Labor

200 Constitution Avenue, N.W.
Washington, DC 20210

The request should be accompanied by a full statement of the interested party's position and by any information (wage payment data, project description, area practice material, etc.) that the requestor considers relevant to the issue.

3.) If the decision of the Administrator is not favorable, an interested party may appeal directly to the Administrative Review Board (formerly the Wage Appeals Board). Write to:

Administrative Review Board
U.S. Department of Labor
200 Constitution Avenue, N.W.
Washington, DC 20210

4.) All decisions by the Administrative Review Board are final.

=====

END OF GENERAL DECISION

SPECIAL PROVISIONS

2004 Specifications

SPECIAL PROVISION**500---011****Mobilization**

For this project, Item **Error! Reference source not found.**, "Mobilization," of the Standard Specifications, is hereby amended with respect to the clauses cited below, and no other clauses or requirements of this Item are waived or changed hereby.

Article 500.1. Description is supplemented by the following:

Work for this Item includes submissions required by the Contract.

Article 500.3. Payment, Section A is voided and replaced by the following:

A. Payment will be made upon presentation of a paid invoice for the payment or performance bonds and required insurance. The combined payment for bonds and insurance will be no more than 10% of the mobilization lump sum or 1% of the total Contract amount, whichever is less. However, payment will be made for the actual cost of the paid invoice when the combined payment for bonds and insurance exceeds 10% of the mobilization lump sum or 1% of the total Contract amount, whichever is less.

Article 500.3. Payment, Section F is voided and replaced by the following:

F. Upon final acceptance, 97% of the mobilization lump sum bid will be paid. Previous payments under this Item will be deducted from this amount.

Article 500.3. Payment is supplemented by the following:

G. Payment for the remainder of the lump sum bid for "Mobilization" will be made after all submittals are received, final quantities have been determined and when any separate vegetative establishment and maintenance, test and performance periods provided for in the Contract have been successfully completed.

2004 Specifications

SPECIAL PROVISION**502---033****Barricades, Signs, and Traffic Handling**

For this project, Item 502, "Barricades, Signs, and Traffic Handling," of the Standard Specifications, is hereby amended with respect to the clauses cited below, and no other clauses or requirements of this Item are waived or changed hereby.

Article 502.4. Payment, Section C. Maximum Total Payment Prior to Acceptance is **voided and replaced by the following:**

C. Maximum Total Payment Prior to Acceptance. The total payment for this Item will not exceed 10% of the total Contract amount before final acceptance in accordance with Article 5.8, "Final Acceptance." The remaining balance will be paid in accordance with Section 502.4.E, "Balance Due."

SPECIAL SPECIFICATIONS

SPECIAL SPECIFICATION

3267

Dense-Graded Hot-Mix Asphalt (Small Quantity)

3267.1. Description. Construct a hot-mix asphalt (HMA) pavement layer composed of a compacted, dense-graded mixture of aggregate and asphalt binder mixed hot in a mixing plant. This specification is intended for small quantity (SQ) HMA projects, typically under 5,000 tons total production.

3267.2. Materials. Furnish uncontaminated materials of uniform quality that meet the requirements of the plans and specifications.

Notify the Engineer of all material sources. Notify the Engineer before changing any material source or formulation. When the Contractor makes a source or formulation change, the Engineer will verify that the specification requirements are met and may require a new laboratory mixture design, trial batch, or both. The Engineer may sample and test project materials at any time during the project to verify specification compliance in accordance with Item 6, "Control of Materials."

A. Aggregate. Furnish aggregates from sources that conform to the requirements shown in Table 1 and as specified in this Section. Aggregate requirements in this Section, including those shown in Table 1, may be modified or eliminated when shown on the plans. Additional aggregate requirements may be specified when shown on the plans. Provide aggregate stockpiles that meet the definitions in this Section for coarse, intermediate, or fine aggregate. Aggregate from reclaimed asphalt pavement (RAP) is not required to meet Table 1 requirements unless otherwise shown on the plans. Supply aggregates that meet the definitions in Tex-100-E for crushed gravel or crushed stone. The Engineer will designate the plant or the quarry as the sampling location. Samples must be from materials produced for the project. The Engineer will establish the surface aggregate classification (SAC) and perform Los Angeles abrasion, magnesium sulfate soundness, and Micro-Deval tests. Perform all other aggregate quality tests listed in Table 1. Document all test results on the mixture design report. The Engineer may perform tests on independent or split samples to verify Contractor test results. Stockpile aggregates for each source and type separately. Determine aggregate gradations for mixture design and production testing based on the washed sieve analysis given in Tex-200-F, Part II.

- 1. Coarse Aggregate.** Coarse aggregate stockpiles must have no more than 20% material passing the No. 8 sieve. Aggregate from sources listed in the Department's *Bituminous Rated Source Quality Catalog* (BRSQC) located at <http://www.txdot.gov/business/resources/producer-list.html> are preapproved for use.

For sources not listed on the Department's BRSQC:

- build an individual stockpile for each material;
- request the Department test the stockpile for specification compliance; and
- once approved, do not add material to the stockpile unless otherwise approved.

Use only the rated values for hot mix listed in the BRSQC. Rated values for surface treatment (ST) do not apply to coarse aggregate sources used in hot mix. Provide aggregate from non-listed sources only when tested by the Engineer and approved before use. Allow 30 calendar days for the Engineer to sample, test, and report results for non-listed sources.

Provide coarse aggregate with at least the minimum SAC as shown on the plans. SAC requirements apply only to aggregates used on the surface of travel lanes. SAC requirements apply to aggregates used on surfaces other than travel lanes when shown on the plans. The SAC for sources on the Department's Aggregate Quality Monitoring Program (AQMP) is listed in the BRSQC.

- a. **Blending Class A and Class B Aggregates.** Class B aggregate meeting all other requirements in Table 1 may be blended with a Class A aggregate in order to meet requirements for Class A materials. When blending Class A and B aggregates to meet a Class A requirement, ensure that at least 50% by weight of the material retained on the No. 4 sieve comes from the Class A aggregate source. Blend by volume if the bulk specific gravities of the Class A and B aggregates differ by more than 0.300. For blending purposes, coarse aggregate from RAP and Recycled Asphalt Shingles (RAS) will be considered as Class B aggregate.

When the Contractor blends Class A and B aggregates to meet a Class A requirement, the Engineer may perform tests at any time during production to ensure that at least 50% by weight of the material retained on the No. 4 sieve comes from the Class A aggregate source. In such cases where the Engineer elects to verify conformance, the Engineer will use the Department's mix design Excel template to calculate the percent of Class A aggregate retained on the No. 4 sieve by inputting the bin percentages shown from readouts in the control room at the time of production and stockpile gradations measured at the time of production. The Engineer may determine the gradations based on either washed or dry sieve analysis from samples obtained from individual aggregate cold feed bins or aggregate stockpiles. The Engineer may perform spot checks using the gradations supplied by the Contractor on the mixture design report as an input for the Excel template; however, a failing spot check will require confirmation with a stockpile gradation determined by the Engineer.

2. **Intermediate Aggregate.** Aggregates not meeting the definition of coarse or fine aggregate will be defined as intermediate aggregate. When used, supply intermediate aggregates that are free from organic impurities.

The Engineer may test the intermediate aggregate in accordance with Tex-408-A to verify the material is free from organic impurities. When used, supply intermediate aggregate from coarse aggregate sources that meet the requirements shown in Table 1 unless otherwise approved.

If 10% or more of the stockpile is retained on the No. 4 sieve, test the stockpile and verify that it meets the requirements in Table 1 for coarse aggregate angularity (Tex-460-A) and flat and elongated particles (Tex-280-F).

3. **Fine Aggregate.** Fine aggregates consist of manufactured sands, screenings, and field sands. Fine aggregate stockpiles must meet the gradation requirements in Table 2. Supply fine aggregates that are free from organic impurities. The Engineer may test the fine aggregate in accordance with Tex-408-A to verify the material is free from organic impurities. At most 15% of the total aggregate may be field sand or other uncrushed fine aggregate. With the exception of field sand, use fine aggregate from coarse aggregate sources that meet the requirements shown in Table 1 unless otherwise approved.
- If 10% or more of the stockpile is retained on the No. 4 sieve, test the stockpile and verify that it meets the requirements in Table 1 for coarse aggregate angularity (Tex-460-A) and flat and elongated particles (Tex-280-F).

Table 1
Aggregate Quality Requirements

Property	Test Method	Requirement
Coarse Aggregate		
SAC	AQMP	As shown on plans
Deleterious material, %, max	Tex-217-F, Part I	1.5
Decantation, %, max	Tex-217-F, Part II	1.5
Micro-Deval abrasion, %, max	Tex-461-A	Note 1
Los Angeles abrasion, %, max	Tex-410-A	40
Magnesium sulfate soundness, 5 cycles, %, max	Tex-411-A	30
Coarse aggregate angularity, 2 crushed faces, %, min	Tex-460-A, Part I	85 ²
Flat and elongated particles @ 5:1, %, max	Tex-280-F	10
Fine Aggregate		
Linear shrinkage, %, max	Tex-107-E	3
Combined Aggregate³		
Sand equivalent, %, min	Tex-203-F	45

1. Not used for acceptance purposes. Optional test used by the Engineer as an indicator of the need for further investigation

2. Only applies to crushed gravel.

3. Aggregates, without mineral filler, RAP, RAS, or additives, combined as used in the job-mix formula (JMF).

Table 2
Gradation Requirements for Fine Aggregate

Sieve Size	% Passing by Weight or Volume
3/8"	100
#8	70-100
#200	0-30

- B. **Mineral Filler.** Mineral filler consists of finely divided mineral matter, such as agricultural lime, crusher fines, hydrated lime, or fly ash. Mineral filler is allowed unless otherwise shown on the plans.

Do not use more than 2% mineral hydrated lime unless otherwise shown on the plans. If a substitute binder is used, do not use more than 1% hydrated lime unless otherwise shown on the plans or allowed by the Engineer. Test all mineral fillers except hydrated lime and

fly ash in accordance with Tex-107-E to ensure specification compliance. The plans may require or disallow specific mineral fillers. When used, provide mineral filler that:

- is sufficiently dry, free-flowing, and free from clumps and foreign matter;
- does not exceed 3% linear shrinkage when tested in accordance with Tex-107-E; and
- meets the gradation requirements in Table 3.

Table 3
Gradation Requirements for Mineral Filler

Sieve Size	% Passing by Weight or Volume
#8	100
#200	55-100

- C. Baghouse Fines.** Fines collected by the baghouse or other dust-collecting equipment may be reintroduced into the mixing drum.
- D. Asphalt Binder.** Furnish the type and grade of performance-graded (PG) asphalt specified on the plans.
- E. Tack Coat.** Furnish CSS-1H, SS-1H, or a PG binder with a minimum high-temperature grade of PG 58 for tack coat binder in accordance with Item 300, "Asphalts, Oils, and Emulsions." Specialized or preferred tack coat materials may be allowed by the Engineer or required when shown on the plans. Do not dilute emulsified asphalts at the terminal, in the field, or at any other location before use.
- The Engineer will obtain at least one sample of the tack coat binder per project in accordance with Tex-500-C, Part III, and test it to verify compliance with Item 300. The Engineer will obtain the sample from the asphalt distributor immediately before use.
- F. Additives.** Use the type and rate of additive specified when shown on the plans. Other additives that facilitate mixing, compaction, or improve the quality of the mixture may be allowed when approved. Provide the Engineer with documentation such as the bill of lading showing the quantity of additives used in the project unless otherwise directed.
- 1. Lime and Liquid Antistripping Agent.** When lime or a liquid antistripping agent is used, add in accordance with Item 301, "Asphalt Antistripping Agents." Do not add lime directly into the mixing drum of any plant where lime is removed through the exhaust stream unless the plant has a baghouse or dust collection system that reintroduces the lime into the drum.
 - 2. Warm Mix Asphalt (WMA).** Warm Mix Asphalt (WMA) is defined as HMA that is produced within a target temperature discharge range of 215°F and 275°F using Department-approved WMA additives or processes. The Department's Material Producer List of WMA additives and processes is located at <http://www.txdot.gov/business/resources/producer-list.html>.
WMA is allowed for use on all projects and is required when shown on plans. The maximum placement or target discharge temperature for WMA may be set at a value less than 275°F when shown on the plans.
Department-approved WMA additives or processes may be used to facilitate mixing and compaction of HMA produced at target discharge temperatures greater than 275°F; however, such mixtures will not be defined as WMA.
- G. Recycled Materials.** Use of RAP and RAS is permitted unless otherwise shown on the plans. Do not exceed the maximum allowable percentages of RAP and RAS shown in Table 4. The allowable percentages shown in Table 4 may be decreased or increased

when shown on the plans. Determine asphalt content and gradation of the RAP and RAS stockpiles for mixture design purposes in accordance with Tex-236-E. The Engineer may verify the asphalt content of the stockpiles at any time during production. Perform other tests on RAP and RAS when shown on the plans. Asphalt binder from RAP and RAS is designated as recycled asphalt binder. When RAP or RAS is used, calculate and ensure that the ratio of the recycled asphalt binder to total binder does not exceed the percentages shown in Table 5 during mixture design and HMA production. During HMA production, use a separate cold feed bin for each stockpile of RAP and RAS. Surface, intermediate, and base mixes referenced in Tables 4 and 5 are defined as follows:

- "Surface" mixes are the final lift or riding surface of the pavement structure;
 - "Intermediate" mixes are non-surface mixtures placed less than or equal to 8 inches from the riding surface; and
 - "Base" mixes are non-surface mixtures placed greater than 8 inches from the riding surface.
1. **RAP.** RAP is salvaged, milled, pulverized, broken, or crushed asphalt pavement. Crush or break RAP so that 100% of the particles pass the 2 in. sieve.
Use of Contractor-owned RAP including HMA plant waste is permitted unless otherwise shown on the plans. Department-owned RAP stockpiles are available for the Contractor's use when the stockpile locations are shown on the plans. If Department-owned RAP is available for the Contractor's use, the Contractor may use Contractor-owned fractionated RAP and replace it with an equal quantity of Department-owned RAP. This allowance does not apply to a Contractor using unfractionated RAP. Department-owned RAP generated through required work on the Contract is available for the Contractor's use when shown on the plans. Perform any necessary tests to ensure Contractor- or Department-owned RAP is appropriate for use. The Department will not perform any tests or assume any liability for the quality of the Department-owned RAP unless otherwise shown on the plans. The Contractor will retain ownership of RAP generated on the project when shown on the plans. Fractionated RAP is defined as having two or more RAP stockpiles, divided into coarse and fine fractions.
The coarse RAP stockpile will contain only material retained by processing over a 3/8 in. screen or 1/2 in. screen unless otherwise approved. The fine RAP stockpile will contain only material passing the 3/8 in. screen or 1/2 in. screen unless otherwise approved. The Engineer may allow the Contractor to use an alternate to the 3/8 in. screen or 1/2 in. screen to fractionate the RAP. The maximum percentages of fractionated RAP may be comprised of coarse or fine fractionated RAP or the combination of both coarse and fine fractionated RAP.
Do not use Department- or Contractor-owned RAP contaminated with dirt or other objectionable materials. Do not use Department- or Contractor-owned RAP if the decantation value exceeds 5% and the plasticity index is greater than 8. Test the stockpiled RAP for decantation in accordance with Tex-406-A, Part I. Determine the plasticity index in accordance with Tex-106-E if the decantation value exceeds 5%. The decantation and plasticity index requirements do not apply to RAP samples with asphalt removed by extraction or ignition.
Do not intermingle Contractor-owned RAP stockpiles with Department-owned RAP stockpiles. Remove unused Contractor-owned RAP material from the project site upon completion of the project. Return unused Department-owned RAP to the designated stockpile location.

Table 4
Maximum Allowable Amounts of RAP¹

Maximum Allowable Fractionated RAP ² (%)			Maximum Allowable Unfractionated RAP ³ (%)		
Surface	Intermediate	Base	Surface	Intermediate	Base
20.0	30.0	40.0	10.0	10.0	10.0

1. Must also meet the recycled binder to total binder ratio shown in Table 5.

2. Up to 5% RAS may be used separately or as a replacement for fractionated RAP.

3. Unfractionated RAP may not be combined with fractionated RAP or RAS.

2. **RAS.** Use of post-manufactured RAS or post-consumer RAS (tear-offs) is permitted unless otherwise shown on the plans. Up to 5% RAS may be used separately or as a replacement for fractionated RAP in accordance with Table 4 and Table 5. RAS is defined as processed asphalt shingle material from manufacturing of asphalt roofing shingles or from re-roofing residential structures. Post-manufactured RAS is processed manufacturer's shingle scrap by-product. Post-consumer RAS is processed shingle scrap removed from residential structures. Comply with all regulatory requirements stipulated for RAS by the Texas Commission on Environmental Quality (TCEQ). RAS may be used separately or in conjunction with RAP. Process the RAS by ambient grinding or granulating such that 100% of the particles pass the 3/8 in. sieve when tested in accordance with Tex-200-F, Part I. Perform a sieve analysis on processed RAS material prior to extraction (or ignition) of the asphalt. Add sand meeting the requirements of Table 1 and Table 2 or fine RAP to RAS stockpiles if needed to keep the processed material workable. For any stockpile that contains RAS, the entire stockpile will be considered a RAS stockpile and be limited to no more than 5.0% of the HMA mixture in accordance with Table 4.

Certify compliance of the RAS with DMS-11000, "Evaluating and Using Nonhazardous Recyclable Materials (NRM) Guidelines." If the RAS has not come into contact with any hazardous materials, treat it as an established NRM. Use RAS from shingle sources on the Department's Material Producer List located at <http://www.txdot.gov/business/resources/producer-list.html>. Prior to use, remove substantially all materials that are not part of the shingle, such as wood, paper, metal, plastic, and felt paper. Determine the deleterious content of RAS material for mixture design purposes in accordance with Tex-217-F, Part III. Do not use RAS if deleterious materials are more than 0.5% of the stockpiled RAS unless otherwise approved. Submit a sample for approval to the Engineer prior to submitting the mixture design. The Department will perform the testing for deleterious material of RAS to determine specification compliance.

- H. Substitute Binders.** Unless otherwise shown on the plans, the Contractor may use a substitute PG binder listed in Table 5 in lieu of the PG binder originally specified, if the substitute PG binder and mixture made with the substitute PG binder meet the following:
- the substitute binder meets the specification requirements for the substitute binder grade in accordance with Section 300.2.J, "Performance-Graded Binders";
 - the substitute binder has an un-aged dynamic shear value less than or equal to 2.00 kPa and an RTFO aged dynamic shear value less than or equal to 5.00 kPa at the PG test temperature; and
 - the mixture has less than 10.0 mm of rutting on the Hamburg Wheel test (Tex-242-F) after the number of passes required for the originally specified binder. Use of substitute PG binders may only be allowed at the discretion of the Engineer if the Hamburg Wheel test results are between 10.0 mm and 12.5 mm.

Table 5
Allowable Substitute PG Binders and Maximum Recycled Binder Ratios

Originally Specified PG Binder	Allowable Substitute PG Binder	Maximum Ratio of Recycled Binder ¹ to Total Binder (%)		
		Surface	Intermediate	Base
HMA				
76-22 ²	70-22 or 64-22	20.0	20.0	20.0
	70-28 or 64-28	30.0	35.0	40.0
70-22 ²	64-22	20.0	20.0	20.0
	64-28 or 58-28	30.0	35.0	40.0
64-22 ²	58-28	30.0	35.0	40.0
76-28 ²	70-28 or 64-28	20.0	20.0	20.0
	64-34	30.0	35.0	40.0
70-28 ²	64-28 or 58-28	20.0	20.0	20.0
	64-34 or 58-34	30.0	35.0	40.0
64-28 ²	58-28	20.0	20.0	20.0
	58-34	30.0	35.0	40.0
WMA ³				
76-22 ²	70-22 or 64-22	30.0	35.0	40.0
70-22 ²	64-22 or 58-28	30.0	35.0	40.0
64-22 ⁴	58-28	30.0	35.0	40.0
76-28 ²	70-28 or 64-28	30.0	35.0	40.0
70-28 ²	64-28 or 58-28	30.0	35.0	40.0
64-28 ⁴	58-28	30.0	35.0	40.0

1. Combined recycled binder from RAP and RAS.

2. Use no more than 20.0% recycled binder when using this originally specified PG binder.

3. WMA as defined in Section 3267.2.F.2, "Warm Mix Asphalt (WMA)."

4. When used with WMA, this originally specified PG binder is allowed for use at the maximum recycled binder ratios shown in this table.

3267.3. Equipment. Provide required or necessary equipment in accordance with Item 320, "Equipment for Asphalt Concrete Pavement."

3267.4. Construction. Produce, haul, place, and compact the specified paving mixture. In addition to tests required by the specification, Contractors may perform other QC tests as deemed necessary. At any time during the project, the Engineer may perform production and placement tests as deemed necessary in accordance with Item 5, "Control of the Work." On or before the first day of paving, schedule and participate in a pre-paving meeting with the Engineer unless otherwise directed.

- A. Certification.** Personnel certified by the Hot Mix Asphalt Center Certification Program must conduct all mixture designs, sampling, and testing in accordance with Table 6. Supply the Engineer with a list of certified personnel and copies of their current certificates before beginning production and when personnel changes are made. Provide a mixture design that is developed and signed by a Level 2 certified specialist.

Table 6
Test Methods, Test Responsibility, and Minimum Certification Levels

Test Description	Test Method	Contractor	Engineer	Level
1. Aggregate and Recycled Material Testing				
Sampling	Tex-400-A	✓	✓	1A
Dry sieve	Tex-200-F, Part I	✓	✓	1A
Washed sieve	Tex-200-F, Part II	✓	✓	1A
Deleterious material	Tex-217-F, Parts I & III	✓	✓	1A
Decantation	Tex-217-F, Part II	✓	✓	1A
Los Angeles abrasion	Tex-410-A		✓	
Magnesium sulfate soundness	Tex-411-A		✓	
Micro-Deval abrasion	Tex-461-A		✓	
Coarse aggregate angularity	Tex-460-A	✓	✓	2
Flat and elongated particles	Tex-280-F	✓	✓	2
Linear shrinkage	Tex-107-E	✓	✓	2
Sand equivalent	Tex-203-F	✓	✓	2
Organic impurities	Tex-408-A	✓	✓	2
2. Asphalt Binder & Tack Coat Sampling				
Asphalt binder sampling	Tex-500-C, Part II	✓	✓	1A/1B
Tack coat sampling	Tex-500-C, Part III	✓	✓	1A/1B
3. Mix Design & Verification				
Design and JMF changes	Tex-204-F	✓	✓	2
Mixing	Tex-205-F	✓	✓	2
Molding (TGC)	Tex-206-F	✓	✓	1A
Molding (SGC)	Tex-241-F	✓	✓	1A
Laboratory-molded density	Tex-207-F	✓	✓	1A
VMA ¹ (calculation only)	Tex-204-F	✓	✓	2
Rice gravity	Tex-227-F	✓	✓	1A
Ignition oven correction factors ²	Tex-236-F	✓	✓	2
Indirect tensile strength	Tex-226-F	✓	✓	2
Hamburg wheel test	Tex-242-F	✓	✓	2
Boil test	Tex-530-C	✓	✓	1A
4. Production Testing				
Mixture sampling	Tex-222-F	✓	✓	1A
Molding (TGC)	Tex-206-F		✓	1A
Molding (SGC)	Tex-241-F		✓	1A
Laboratory-molded density	Tex-207-F		✓	1A
VMA ¹ (calculation only)	Tex-204-F		✓	1A
Rice gravity	Tex-227-F		✓	1A
Gradation & asphalt content ²	Tex-236-F		✓	1A
Moisture content	Tex-212-F		✓	1A
Hamburg Wheel test	Tex-242-F		✓	2
Boil test	Tex-530-C		✓	1A
5. Placement Testing				
Trimming roadway cores	Tex-207-F	✓	✓	1A/1B
In-place air voids	Tex-207-F		✓	1A/1B
Establish rolling pattern	Tex-207-F	✓		1B
Ride quality measurement	Tex-1001-S	✓	✓	Note 3

1. Voids in mineral aggregates.

2. Refer to Section 3267.4.I.3 for exceptions to using an ignition oven.

3. Profiler and operator are required to be certified at the Texas Transportation Institute facility when Surface Test Type B is specified.

B. Reporting, Testing, and Responsibilities. Use Department-provided Excel templates to record and calculate all test data pertaining to the mixture design. The Engineer will use Department Excel templates for any production and placement testing. Obtain the latest version of the Excel templates at <http://www.txdot.gov/inside-txdot/forms-publications/consultants-contractors/forms/site-manager.html> or from the Engineer.

The maximum allowable time for the Engineer to exchange test data with the Contractor is as given in Table 7 unless otherwise determined. The Engineer will immediately report

to the Contractor any test result that requires suspension of production or placement or that fails to meet the specification requirements.

Subsequent mix placed after test results are available to the Contractor, which require suspension of operations, may be considered unauthorized work. Unauthorized work will be accepted or rejected at the discretion of the Engineer in accordance with Section 5.3, "Conformity with Plans, Specifications, and Special Provisions."

Table 7
Reporting Schedule

Description	Reported By	Reported To	To Be Reported Within
<i>Production Testing</i>			
Gradation Asphalt content Laboratory-molded density VMA (calculation) Hamburg wheel test Moisture content Boil test Binder tests	Engineer	Contractor	1 working day of completion of the test
<i>Placement Testing</i>			
In-place air voids	Engineer	Contractor	1 working day of completion of the test ¹

1. 2 days are allowed if cores cannot be dried to constant weight within 1 day.

C. Mixture Design.

1. **Design Requirements.** The Contractor may elect to design the mixture using a Texas Gyrotory Compactor (TGC) or a Superpave Gyrotory Compactor (SGC) unless otherwise shown on the plans. Use the typical weight design example given in Tex-204-F, Part I, when using a TGC. Use the Superpave mixture design procedure given in Tex-204-F, Part IV, when using a SGC. Design the mixture to meet the requirements listed in Tables 1, 2, 3, 4, 5, 8, 9, and 10.
 - a. **Target Laboratory Molded Density When The TGC Is Used.** Design the mixture at a 96.5% target laboratory-molded density or as noted in Table 9. The target laboratory-molded density may be increased in 0.5% increments, not to exceed 97.0%, at the Contractor's discretion.
 - b. **Design Number of Gyration (Ndesign) When The SGC Is Used.** Design the mixture at 50 gyrations (Ndesign). Use a target laboratory-molded density of 96.0% to design the mixture; however, adjustments can be made to the Ndesign value as noted in Table 9. The Ndesign level may be reduced to no less than 35 gyrations at the Contractor's discretion.

Use an approved laboratory to perform the Hamburg Wheel test and provide results with the mixture design, or provide the laboratory mixture and request that the Department perform the Hamburg Wheel test.

The Department maintains the Material Producer List of approved laboratories located at <http://www.txdot.gov/business/resources/producer-list.html>. The Engineer will be allowed 10 working days to provide the Contractor with Hamburg Wheel test results on the laboratory mixture design.

The Engineer will provide the mixture design when shown on the plans. The Contractor may submit a new mixture design at any time during the project. The Engineer will verify and approve all mixture designs (JMF1) before the Contractor can begin production.

Provide the Engineer with a mixture design report using the Department-provided Excel template. Include the following items in the report:

- the combined aggregate gradation, source, specific gravity, and percent of each material used;
- asphalt content and aggregate gradation of RAP and RAS stockpiles;
- the target laboratory-molded density (or Ndesign level when using the SGC);
- results of all applicable tests;
- the mixing and molding temperatures;
- the signature of the Level 2 person or persons that performed the design;
- the date the mixture design was performed; and
- a unique identification number for the mixture design.

Table 8
Master Gradation Limits (% Passing by Weight or Volume)
and VMA Requirements

Sieve Size	A Coarse Base	B Fine Base	C Coarse Surface	D Fine Surface	F Fine Mixture
2"	100.0 ¹	—	—	—	—
1-1/2"	98.0–100.0	100.0 ¹	—	—	—
1"	78.0–94.0	98.0–100.0	100.0 ¹	—	—
3/4"	64.0–85.0	84.0–98.0	95.0–100.0	100.0 ¹	—
1/2"	50.0–70.0	—	—	98.0–100.0	100.0 ¹
3/8"	—	60.0–80.0	70.0–85.0	85.0–100.0	98.0–100.0
#4	30.0–50.0	40.0–60.0	43.0–63.0	50.0–70.0	70.0–90.0
#8	22.0–36.0	29.0–43.0	32.0–44.0	35.0–46.0	38.0–48.0
#30	8.0–23.0	13.0–28.0	14.0–28.0	15.0–29.0	12.0–27.0
#50	3.0–19.0	6.0–20.0	7.0–21.0	7.0–20.0	6.0–19.0
#200	2.0–7.0	2.0–7.0	2.0–7.0	2.0–7.0	2.0–7.0
Design VMA, % Minimum					
—	12.0	13.0	14.0	15.0	16.0
Production (Plant-Produced) VMA, % Minimum					
—	11.0	12.0	13.0	14.0	15.0

1. Defined as maximum sieve size. No tolerance allowed.

Table 9
Laboratory Mixture Design Properties

Mixture Property	Test Method	Requirement
Target laboratory-molded density, %(TGC)	Tex-207-F	96.5 ¹
Design gyrations (Ndesign for SGC)	Tex-241-F	50 ²
Indirect tensile strength (dry), psi	Tex-226-F	85–200 ³
Boil test ⁴	Tex-530-C	—

1. May be adjusted in 0.5% increments within a range of 96.0% to 97.5% when shown on the plans or specification or when mutually agreed between the Engineer and Contractor.

2. May be adjusted within a range of 35–100 gyrations when shown on the plans or specification or when mutually agreed between the Engineer and Contractor.

3. The Engineer may allow the IDT strength to exceed 200 psi if the corresponding Hamburg Wheel rut depth is greater than 3.0 mm and less than 12.5 mm.

4. Used to establish baseline for comparison to production results. May be waived when approved.

Table 10
Hamburg Wheel Test Requirements

High-Temperature Binder Grade	Test Method	Minimum # of Passes ¹ @ 12.5 mm ² Rut Depth, Tested @ 50°C
PG 64 or lower	Tex-242-F	10,000
PG 70		15,000
PG 76 or higher		20,000

1. May be decreased or waived when shown on the plans.

2. When the rut depth at the required minimum number of passes is less than 3 mm, the Engineer may require the Contractor to increase the target laboratory-molded density (TGC) by 0.5% to no more than 97.5% or lower the Ndesign level (SGC) to no less than 35 gyrations.

2. **Job-Mix Formula Approval.** The job-mix formula (JMF) is the combined aggregate gradation, target laboratory molded density (or Ndesign level), and target asphalt percentage used to establish target values for hot mix production. JMF1 is the original laboratory mixture design used to produce the trial batch. When WMA is used, JMF1 may be designed and submitted to the Engineer without including the WMA additive. When WMA is used, document the additive or process used and recommend rate on the JMF1 submittal. Furnish the Engineer a mix design report (JMF1) with representative samples of all component materials and request approval to produce the trial batch. If opting to have the Department perform the Hamburg Wheel test on the laboratory mixture, provide the Engineer with approximately 10,000 g of the design mixture and request that the Department perform the Hamburg Wheel test. The Engineer will verify JMF1 based on plant-produced mixture from the trial batch unless otherwise determined. The Engineer may accept an existing mixture design previously used on a Department project and may waive the trial batch to verify JMF1. Provide the Engineer with split samples of the mixtures and blank samples used to determine the ignition oven correction factors. The Engineer will determine the aggregate and asphalt correction factors from the ignition oven used for production testing in accordance with Tex-236-F.
The Engineer will use a TGC calibrated in accordance with Tex-914-F in molding production samples. If the SGC is used to design the mix, provide an SGC at the Engineer's field laboratory for use in molding production samples.
The Engineer may perform Tex-530-C and retain the tested sample for comparison purposes during production. The Engineer may waive the requirement for the boil test.

3. JMF Field Adjustments. If JMF adjustments are necessary to achieve the specified requirements, the adjusted JMF must:

- be provided to the Engineer in writing before the start on a new lot;
- be numbered in sequence to the previous JMF;
- meet the mixture requirements in Table 4 and Table 5;
- meet the master gradation limits shown in Table 8; and
- be within the operational tolerances of the current JMF listed in Table 11.

The Engineer may adjust the asphalt content to maintain desirable laboratory density near the optimum value while achieving other mix requirements.

Table 11
Operational Tolerances

Description	Test Method	Allowable Difference Between Trial Batch and JMF1 Target	Allowable Difference from Current JMF Target
Individual % retained for #8 sieve and larger	Tex-200-F or Tex-236-F	Must be Within Master Grading Limits in Table 8	$\pm 5.0^{1,2}$
Individual % retained for sieves smaller than #8 and larger than #200			$\pm 3.0^{1,2}$
% passing the #200 sieve			$\pm 2.0^{1,2}$
Asphalt content, %	Tex-236-F	± 0.5	$\pm 0.3^2$
Laboratory-molded density, %	Tex-207-F	± 1.0	± 1.0
VMA, %, min	Tex-204-F	Note 3	Note 3

1. When within these tolerances, mixture production gradations may fall outside the master grading limits; however, the % passing the #200 will be considered out of tolerance when outside the master grading limits.

2. Only applies to mixture produced for Lot 1 and higher.

3. Mixture is required to meet Table 8 requirements.

D. Production Operations. Perform a new trial batch when the plant or plant location is changed. Take corrective action and receive approval to proceed after any production suspension for noncompliance to the specification. Submit a new mix design and perform a new trial batch when the asphalt content of:

- either RAP stockpile used in the mix is more than 0.5% higher than the value shown on the mixture design report; or
- RAS stockpile used in the mix is more than 2.0% higher than the value shown on the mixture design report.

1. Storage and Heating of Materials. Do not heat the asphalt binder above the temperatures specified in Item 300, "Asphalts, Oils, and Emulsions," or outside the manufacturer's recommended values. On a daily basis, provide the Engineer with the records of asphalt binder and hot-mix asphalt discharge temperatures (in legible and discernible increments) in accordance with Item 320, "Equipment for Asphalt Concrete Pavement." Do not store mixture for a period long enough to affect the quality of the mixture, nor in any case longer than 12 hr. unless otherwise approved.

2. Mixing and Discharge of Materials. Notify the Engineer of the target discharge temperature and produce the mixture within 25°F of the target. Monitor the temperature of the material in the truck before shipping to ensure that it does not exceed 350°F (or 275°F for WMA) and is not lower than 215°F. The Department will not pay for or allow placement of any mixture produced at more than 350°F. When WMA is required, produce the WMA within the target temperature discharge range of 215°F and 275°F. Take corrective action any time the discharge temperature of the WMA

exceeds the target discharge range. The Engineer may suspend production operations if the Contractor's corrective action is not successful at controlling the production temperature within the target discharge range. Note that when WMA is produced, it may be necessary to adjust burners to ensure complete combustion such that no burner fuel residue remains in the mixture.

Control the mixing time and temperature so that substantially all moisture is removed from the mixture before discharging from the plant. The Engineer may determine the moisture content by oven-drying in accordance with Tex-212-F, Part II, and verify that the mixture contains no more than 0.2% of moisture by weight. The Engineer will obtain the sample immediately after discharging the mixture into the truck, and will perform the test promptly.

- E. Hauling Operations.** Before use, clean all truck beds to ensure that mixture is not contaminated. When a release agent is necessary, use a release agent on the Department's Material Producer List to coat the inside bed of the truck. Use only equipment for hauling as defined in Section 3267.4.G.3.c, "Hauling Equipment." Other hauling equipment may be used when allowed by the Engineer.
- F. Placement Operations.** Collect haul tickets from each load of mixture delivered to the project and provide the Department's copy to the Engineer approximately every hour, or as directed by the Engineer. Unless otherwise directed, use a non-contact infrared thermometer to measure and record the internal temperature of the mixture as discharged from the truck or material transfer device prior to or as the mix enters the paver and an approximate station number or GPS coordinates on each ticket. Calculate the daily yield and cumulative yield for the specified lift and provide to the Engineer at the end of paving operations for each day unless otherwise directed. The Engineer may suspend production if the Contractor fails to produce and provide haul tickets and yield calculations by the end of paving operations for each day.
- Prepare the surface by removing raised pavement markers and objectionable material such as moisture, dirt, sand, leaves, and other loose impediments from the surface before placing mixture. Remove vegetation from pavement edges. Place the mixture to meet the typical section requirements and produce a smooth, finished surface with a uniform appearance and texture. Offset longitudinal joints of successive courses of hot mix by at least 6 in. Place mixture so that longitudinal joints on the surface course coincide with lane lines, or as directed. Ensure that all finished surfaces will drain properly.
- Place the mixture at the rate or thickness shown on the plans. The Engineer will use the guidelines in Table 12 to determine the compacted lift thickness of each layer when multiple lifts are required. The thickness determined is based on the rate of 110 lb./sq. yd. for each inch of pavement unless otherwise shown on the plans.

Table 12
Compacted Lift Thickness and Required Core Height

Mixture Type	Compacted Lift Thickness Guidelines		Minimum Untrimmed Core Height (in.) Eligible for Testing
	Minimum (in.)	Maximum (in.)	
A	3.00	6.00	2.00
B	2.50	5.00	1.75
C	2.00	4.00	1.50
D	1.50	3.00	1.25
F	1.25	2.50	1.25

- 1. Weather Conditions.** Place mixture when the roadway surface temperature is 60°F or higher unless otherwise approved. Measure the roadway surface temperature with a handheld infrared thermometer. The Engineer may allow mixture placement to begin prior to

2. **Tack Coat.** Clean the surface before placing the tack coat. Unless otherwise approved, apply tack coat uniformly at the rate directed by the Engineer. The Engineer will set the rate between 0.04 and 0.10 gal. of residual asphalt per square yard of surface area. Apply the tack coat in a uniform manner to avoid streaks and other irregular patterns. Apply a thin, uniform tack coat to all contact surfaces of curbs, structures, and all joints. Allow adequate time for emulsion to break completely prior to placing any material. Prevent splattering of tack coat when placed adjacent to curb, gutter, and structures. Roll the tack coat with a pneumatic-tire roller to remove streaks and other irregular patterns when directed.

3. **Lay-Down Operations.**

- a. **Windrow Operations.** When hot mix is placed in windrows, operate windrow pickup equipment so that substantially all the mixture deposited on the roadbed is picked up and loaded into the paver.
- b. **Hauling Equipment.** The Contractor may elect to use belly dumps, live bottom, or end dump trucks to haul and transfer mixture; however, with exception of paving miscellaneous areas, end dump trucks are only allowed when used in conjunction with an MTD with remixing capability unless otherwise allowed by the Engineer.
- c. **Screed Heaters.** If the paver stops for more than 5 minutes, turn off screed heaters to prevent overheating of the mat.

- G. **Compaction.** Uniformly compact the pavement to contain between 3.8% and 8.5% in-place air voids. When the in-place air voids exceed the range of 3.8% and 8.5%, take immediate corrective action to bring the operation within these tolerances. Areas defined in Section 3267.I.2 "Miscellaneous Areas," are not subject to in-place air void determination. In all other areas, the Engineer may obtain and test cores and may suspend operations or require removal and replacement if the in-place air voids are less than 2.7% or greater than 9.9%. The Engineer will allow paving to resume when the proposed corrective action is likely to yield between 3.8% and 8.5% in-place air voids.

Furnish the type, size, and number of rollers required for compaction as approved. Use a pneumatic-tire roller to seal the surface unless excessive pickup of fines occurs. Use additional rollers as required to remove any roller marks. Use only water or an approved release agent on rollers, tamps, and other compaction equipment unless otherwise directed.

On the first day of production, use the control strip method given in Tex-207-F, Part IV, to establish the rolling pattern that will produce the desired in-place air voids unless otherwise directed.

Use tamps to thoroughly compact the edges of the pavement along curbs, headers, and similar structures and in locations that will not allow thorough compaction with rollers.

The Engineer may require rolling with a trench roller on widened areas, in trenches, and in other limited areas.

Complete all compaction operations before the pavement temperature drops below 160°F unless otherwise allowed. The Engineer may allow compaction with a light finish roller operated in static mode for pavement temperatures below 160°F.

Allow the compacted pavement to cool to 160°F or lower before opening to traffic unless otherwise directed. When directed, sprinkle the finished mat with water or limewater to expedite opening the roadway to traffic.

H. Production Acceptance.

1. **Production Lot.** Each day of production is defined as a production lot. Lots will be sequentially numbered and will correspond to each new day of production. Note that lots are not subdivided into sublots for this specification.
2. **Production Sampling.**
 - a. **Mixture Sampling.** The Engineer may obtain mixture samples in accordance with Tex-222-F at any time during production.
 - b. **Asphalt Binder Sampling.** The Engineer may obtain or require the Contractor to obtain 1 qt. samples of the asphalt binder at any time during production from a port located immediately upstream from the mixing drum or pug mill in accordance with Tex-500-C, Part II. The Engineer may test any of the asphalt binder samples to verify compliance with Item 300, "Asphalts, Oils, and Emulsions."
3. **Production Testing.** The Engineer will test at the frequency listed in the Department's Guide Schedule of Sampling and Testing and this specification. The Engineer may suspend production if production tests do not meet specifications or are not within operational tolerances listed in Table 11. If the Engineer's laboratory-molded density on any sample is less than 95.0% or greater than 98.0%, take immediate corrective action to bring the mixture within these tolerances. The Engineer may suspend operations if the Contractor's corrective actions do not produce acceptable results. The Engineer will allow production to resume when the proposed corrective action is likely to yield acceptable results.

If the aggregate mineralogy is such that Tex-236-F does not yield reliable results, the Engineer may use alternate methods for determining the asphalt content and aggregate gradation. Use the applicable test procedure if an alternate test method is selected.

Table 13
Production and Placement Testing

Description	Test Method
Individual % retained for #8 sieve and larger	Tex-200-F or Tex-236-F
Individual % retained for sieves smaller than #8 and larger than #200	
% passing the #200 sieve	
Laboratory-molded density	Tex-207-F
Laboratory-molded bulk specific gravity	
In-Place air voids	
VMA	Tex-204-F
Moisture content	Tex-212-F, Part II
Theoretical maximum specific (Rice) gravity	Tex-227-F

Description	Test Method
Asphalt content	Tex-236-F
Hamburg Wheel test	Tex-242-F
Recycled Asphalt Shingles (RAS) ¹	Tex-217-F, Part III
Asphalt binder sampling and testing	Tex-500-C
Tack coat sampling and testing	Tex-500-C, Part III
Boil test	Tex-530-C

1. Testing performed by the Construction Division or designated laboratory.

- a. **Voids in Mineral Aggregates (VMA).** The Engineer may determine the VMA for any production lot. Take immediate corrective action if the VMA value for any lot is less than the minimum VMA requirement for production listed in Table 8. Suspend production and shipment of the mixture if the Engineer's VMA result is more than 0.5% below the minimum VMA requirement for production listed in Table 8. In addition to suspending production, the Engineer may require removal and replacement or may allow the lot to be left in place without payment.
- b. **Hamburg Wheel Test.** The Engineer may perform a Hamburg Wheel test at any time during production, including when the boil test indicates a change in quality from the materials submitted for JMF1. In addition to testing production samples, the Engineer may obtain cores and perform Hamburg Wheel tests on any areas of the roadway where rutting is observed. When the production or core samples fail the Hamburg Wheel test criteria in Table 10, suspend production until further Hamburg Wheel tests meet the specified values. Core samples, if taken, will be obtained from the center of the finished mat or other areas excluding the vehicle wheel paths. The Engineer may require up to the entire lot of any mixture failing the Hamburg Wheel test to be removed and replaced at the Contractor's expense.

If the Department's or approved laboratory's Hamburg Wheel test results in a "remove and replace" condition, the Contractor may request that the Department confirm the results by retesting the failing material. The Construction Division will perform the Hamburg Wheel tests and determine the final disposition of the material in question based on the Department's test results.

4. **Individual Loads of Hot Mix.** The Engineer can reject individual truckloads of hot mix. When a load of hot mix is rejected for reasons other than temperature, contamination, or excessive uncoated particles, the Contractor may request that the rejected load be tested. Make this request within 4 hr. of rejection. The Engineer will sample and test the mixture. If test results are within the operational tolerances shown in Table 11, payment will be made for the load. If test results are not within operational tolerances, no payment will be made for the load and the Engineer may require removal.

I. Placement Acceptance.

1. **Placement Lot.** A placement lot is defined as the area placed during a production lot (one day's production). Placement lot numbers will correspond with production lot numbers.
2. **Miscellaneous Areas.** Miscellaneous areas include areas that typically involve significant handwork or discontinuous paving operations, such as temporary detours, driveways, mailbox turnouts, crossovers, gores, spot level-up areas, and other similar areas. Temporary

3. **Placement Sampling.** Provide the equipment and means to obtain and trim roadway cores on site. On site is defined as in close proximity to where the cores are taken. Obtain the cores within 1 working day of the time the placement lot is completed unless otherwise approved. Unless otherwise shown on the plans, obtain two 6-in. diameter cores side-by-side at each location selected by the Engineer for in-place air void determination. For Type D and Type F mixtures, 4-in. diameter cores are allowed. Mark the cores for identification, measure and record the untrimmed core height, and provide the information to the Engineer. The Engineer will witness the coring operation and measurement of the core thickness. Visually inspect each core and verify that the current paving layer is bonded to the underlying layer. If an adequate bond does not exist between the current and underlying layer, take corrective action to ensure that an adequate bond will be achieved during subsequent placement operations.

Immediately after obtaining the cores from the roadway, trim the cores in accordance with Tex-207-F if the core heights meet the minimum untrimmed values listed in Table 12. Trim the cores on site in the presence of the Engineer. Use a permanent marker or paint pen to record the date and lot number on each core as well as the designation as Core A or B. The Engineer may require additional information to be marked on the core and may choose to sign or initial the core. The Engineer will take custody of the cores immediately after they are trimmed and will retain custody of the cores until the Department's testing is completed. Prior to turning the trimmed cores over to the Engineer, the Contractor may elect to wrap the trimmed cores or secure them in a manner that will reduce the risk of possible damage occurring during transport by the Engineer. After testing, the Engineer will return the cores to the Contractor.

The Engineer may elect to have the cores transported back to the Department's laboratory at the HMA plant via the Contractor's haul truck or other designated vehicle. In such cases where the cores will be out of the Engineer's possession during transport, the Engineer will use the Construction Division's protocol to provide a secure means and process that protects the integrity of the cores during transport.

In lieu of the Contractor trimming the cores on site immediately after coring, the Engineer and the Contractor may mutually agree to have the trimming operations performed at an alternate location such as a field laboratory or other similar location. In such cases, the Engineer will take possession of the cores immediately after they are obtained from the roadway and will retain custody of the cores until testing is completed. Either the Department or Contractor representative may perform trimming of the cores. The Engineer will witness all trimming operations in cases where the Contractor representative performs the trimming operation.

Immediately after obtaining the cores, dry the core holes and tack the sides and bottom. Fill the hole with the same type of mixture and properly compact the mixture. Repair core holes with other methods when approved.

4. **Placement Testing.** The Engineer may measure in-place air voids at any time during the project to verify specification compliance.

- a. **In-Place Air Voids.** The Engineer will measure in-place air voids in accordance with Tex-207-F and Tex-227-F. Cores not meeting the height requirements in Table 12 will not be tested. Before drying to a constant weight, cores may be pre-dried using a Corelok or similar vacuum device to remove excess moisture. The Engineer will use the corresponding theoretical maximum specific gravity to determine the air void content of each core. The Engineer will use the average air void content of the two cores to determine the in-place air voids at the selected location.

The Engineer will use the vacuum method to seal the core if required by Tex-207-F. The Engineer will use the test results from the unsealed core to if the sealed core yields a higher specific gravity than the unsealed core. After determining the in-place air void content, the Engineer will return the cores and provide test results to the Contractor.

5. **Irregularities.** Identify and correct irregularities including but not limited to segregation, rutting, raveling, flushing, fat spots, mat slippage, irregular color, irregular texture, roller marks, tears, gouges, streaks, uncoated aggregate particles, or broken aggregate particles. The Engineer may also identify irregularities, and in such cases, the Engineer will promptly notify the Contractor. If the Engineer determines that the irregularity will adversely affect pavement performance, the Engineer may require the Contractor to remove and replace (at the Contractor's expense) areas of the pavement that contain irregularities and areas where the mixture does not bond to the existing pavement. If irregularities are detected, the Engineer may require the Contractor to immediately suspend operations or may allow the Contractor to continue operations for no more than 1 day while the Contractor is taking appropriate corrective action.
6. **Ride Quality.** Use Surface Test Type A to evaluate ride quality in accordance with Item 585, "Ride Quality for Pavement Surfaces," unless otherwise shown on the plans.

3267.5. Measurement. Hot mix will be measured by the ton of composite hot mix, which includes asphalt, aggregate, and additives. Measure the weight on scales in accordance with Item 520, "Weighing and Measuring Equipment."

3267.6. Payment. The work performed and materials furnished in accordance with this Item and measured as provided under Article 3267.5, "Measurement," will be paid for at the unit price bid for "Dense Graded Hot-Mix Asphalt (SQ)" of the type, surface aggregate classification, and binder specified. These prices are full compensation for surface preparation; materials including tack coat; placement; equipment; labor; tools; and incidentals. Trial batches will not be paid for unless they are included in pavement work approved by the Department. Pay adjustment for ride quality if applicable will be determined in accordance with Item 585, "Ride Quality for Pavement Surfaces."



JEFFERSON COUNTY, TEXAS PURCHASING DEPARTMENT

1001 Pearl Street - Third Floor
Beaumont, Texas 77701
409-335-8593 phone

Bids
4-14

ADDENDUM TO IFB

IFB Number: IFB 15-008/JW
IFB Title: Road Improvements for Jefferson County
(County Transportation Infrastructure Fund)
IFB Due: 11:00 am CDT, Tuesday, April 14, 2015
Addendum No.: 1
Issued (Date): April 8, 2015

TO BIDDER: This Addendum is an integral part of the IFB package under consideration by you as a Bidder in connection with the subject matter herein identified. Jefferson County deems all sealed proposals to have been proffered in recognition and consideration of the entire IFB package — including all addenda. For purposes of clarification, receipt of this present Addendum by a Bidder should be evidenced by returning it (signed) as part of the Bidder's sealed proposal. If the Proposal has already been received by the Jefferson County Purchasing Department, Bidder should return this addendum in a separate sealed envelope, clearly marked with the IFB Title, IFB Number, and Opening Date and Time, as stated above.

Reason for Issuance of this addendum: Revisions to Specifications (as follows).

The County shall require the bidder to furnish a bid security in the amount of five percent (5%) of the total contract cost. The bid bond must be executed with a surety company authorized to do business in the State of Texas. Within ten (10) days after the date of the signing of a contract, the bidder shall furnish a performance bond to the County for the full amount of the contract, if the contract exceeds one hundred thousand dollars (\$100,000). If the contract is for one hundred thousand dollars (\$100,000) or less, the County may provide that no money be paid to the contractor until completion and acceptance of the work or the fulfillment of the purchase obligation to the County.

The following modifications are made to the plans and contract documents:

- Sheet 9 of the plans is replaced with the new Sheet 9 attached to this addendum.
- The Bid Form in the specification package is replaced with the new Bid Form attached to this addendum.

The information included herein is hereby incorporated into the documents of this present Bid matter and supersedes any conflicting documents or portion thereof previously issued.

Receipt of this Addendum is hereby acknowledged by the undersigned Bidder.

ATTEST:

Melvin McKague
Witness

Witness

Approved by _____ Date: _____

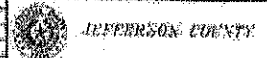
Scott Blanchard
Authorized Signature (Bidder) Scott Blanchard

Asst. Secretary
Title of Person Signing Above

APAC-Texas, Inc.
Typed Name of Business or Individual
12907 US Hwy 90, Beaumont, TX 77713
Address

ESTIMATE SUMMARY SHEET

ITEM	CODE	SP	DESCRIPTION	UNIT	TOTAL QUANTITY
0247	2122		FLBS (ACWY DEL) (TY A GR 2)	TON	1571.00
0251	2003		REWORK BS.M.L (TY D) (C 10RD 80MP)	SY	88356.00
0310	2002		PRIME COAT (MC 20 OR AE P)	GAL	24974.00
0316	2010		ASPH (CRS-2)	GAL	74021.00
0316	2416		ASGR (TY D GR-4)	SY	335.00
0316	2532		ASGR (TY D GR-3)	CV	852.00
0500	2001	011	MOBILIZATION	LS	1.00
0502	2001	033	BARRICADES, SIGNS AND TRAFFIC HANDLING	MO	1.00
0602	2116		W/KN PAV M/RK SHI TERM (TAB) TY Y-2	EA	2428.00
0606	2106		REF PAV M/RK TY (Y-4) (BRK) (100ML)	LF	14200.00
0606	2111		REF PAV M/RK TY (Y-2) (BLD) (100ML)	LF	8551.00
2202	2102		D-GR HMA (SO) TY D PGR 22	TON	4037.00



JEFFERSON COUNTY

ESTIMATE AND QUANTITY

SHEET 1 OF 1

REVISED 4/20/06

 CHECKED BY: []
 DRAWN BY: []

SHEET NO.

BID FORM

PROJECT: CTIF ROAD IMPROVEMENTS

PROPOSAL SHEET

JEFFERSON COUNTY

ALT.	ITEM CODE			UNIT BID PRICE ONLY	UNIT	APPROX. QUANTITIES	ITEM TOTAL
	ITEM NO.	CODE	S.P. NO.	WRITTEN IN WORDS			
	0247	2122		FL BS (RDWY DEL) (TY A GR 2)	TON	1,578.00	
				_____ DLRS			
				AND _____ CENTS			
	0251	2033		REWORK BS MTL (TY D) (6") (ORD COMP)	SY	99,898.00	
				_____ DLRS			
				AND _____ CENTS			
	0310	2006		PRIME COAT (MC-30 OR AE-P)	GAL	24,974.00	
				_____ DLRS			
				AND _____ CENTS			
	0316	2010		ASPH (CRS-2)	GAL	74,923.00	
				_____ DLRS			
				AND _____ CENTS			
	0316	2416		AGGR (TY-D GR-4)	CY	833.00	
				_____ DLRS			
				AND _____ CENTS			
	0316	2687		AGGR (TY-D GR-3)	CY	952.00	
				_____ DLRS			
				AND _____ CENTS			
	0500	2001	011	MOBILIZATION	LS	1.00	
				_____ DLRS			
				AND _____ CENTS			
	0502	2001	033	BARRICADES, SIGNS AND TRAFFIC HANDLING	MO	6.00	
				_____ DLRS			
				AND _____ CENTS			
	0662	2115		WK 2N PAV MRK SHT TERM (TAB) TY Y-2	EA	4,425.00	
				_____ DLRS			
				AND _____ CENTS			
	0666	2105		REFL PAV MRK TY I (Y) 4" (BRK)(100MIL)	LF	14,200.00	
				_____ DLRS			
				AND _____ CENTS			

(Bid Form Continued on Next Page)



XL Group
Insurance
Reinsurance

BID BOND

121

- ☒ **XL Specialty Insurance Company**
☐ **XL Reinsurance America Inc.**
☐ **Greenwich Insurance Company**

XL Specialty Insurance Company
Surety Administrative Office
300 Lombard Street, Ste. 1470
Baltimore, MD 21202

KNOW ALL MEN BY THESE PRESENTS: That we APAC-TEXAS, INC. (hereinafter called the Principal), and XL Specialty Insurance Company, a corporation duly organized and existing under the laws of the State of Delaware, (hereinafter called the Surety), are held and firmly bound unto Jefferson County, Texas (hereinafter called the Obligee) in the sum of FIVE PERCENT OF AMOUNT BID Dollars (\$ 5% OF AMOUNT BID), lawful money of the United States of America, for the payment of which, well and truly be made, we, the said Principal and the said Surety, bind ourselves, our heirs, administrators, executors, successors and assigns, jointly and severally, firmly by these presents.

Whereas, the Principal has submitted a bid for Road Improvements for Jefferson County IFB 15-008/JW (County Transportation Infrastructure Fund) (POA# XL1512837).

Now, Therefore, If the Obligee shall accept the bid of the Principal within the period specified therein, or if no period be specified, within sixty (60) days after opening, and the Principal shall enter into a contract with the Obligee in accordance with the terms of such bid, and give such bond or bonds as may be specified in the bidding or contract documents with good and sufficient surety for the faithful performance of such contract and for the prompt payment of labor and material furnished in the prosecution thereof, then this obligation is to be void; otherwise the Principal and Surety will pay unto the Obligee the difference in money between the amount of the bid of said Principal and the amount for which the Obligee legally contracts with another party to perform the work if the latter amount be in excess of the former, but in event shall liability hereunder exceed the penal sum hereof.

Signed, sealed and delivered this 14th day of April, 2015.

Melvin McLogan
(Witness)

APAC-TEXAS, INC.

(Principal) [Signature] (Seal)

By Scott Blanchard, Asst. Secretary

XL Specialty Insurance Company

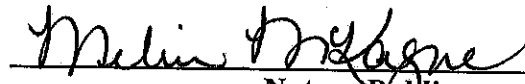
(Surety) [Signature] (Seal)

By Artie Tucker, Attorney-in-Fact

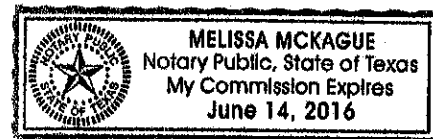
SURETY ACKNOWLEDGMENT

STATE OF Texas }
COUNTY OF Jefferson } **SS**

On this 14th day of April, 2015, before me personally came Artie Tucker to me known, who, being by me duly sworn, did depose and say that he is an Attorney-In-Fact of **XL SPECIALTY INSURANCE COMPANY** the corporation described in and which executed the within instrument; that he knows the corporate seal of said corporation, that the seal affixed to the within instrument is such corporate seal, and that he signed the said instrument and affixed the said seal as Attorney-In-Fact of the Board of Directors of said corporation and by authority of this office under the Standing Resolutions thereof.



Notary Public



NOTICE TO POLICYHOLDERS

TEXAS

IMPORTANT NOTICE

To obtain information or make a complaint:

You may contact your agent.

You may call XL Insurance
toll-free telephone
number for information or to make a
complaint at

1-800-622-7311

You may also write to XL Insurance
at

Seaview House
70 Seaview Avenue
Stamford, CT 06902-6040

You may contact the Texas Department of
Insurance to obtain information on
companies, coverages, rights or complaints
at

1-800-252-3439

You may write the Texas Department of
Insurance

P.O. Box 149104
Austin, TX 78714-9104
FAX: (512) 475-1771
Web: <http://www.tdi.state.tx.us>
E-mail:
ConsumerProtection@tdi.state.tx.us

PREMIUM OR CLAIM DISPUTES:

Should you have a dispute concerning your
premium or about a claim, you should contact
the agent first. If the dispute is
not resolved, you may contact the
Texas Department of Insurance.

ATTACH THIS NOTICE TO YOUR POLICY:

This notice is for information only and
does not become a part or condition of
the attached document.

AVISO IMPORTANTE

Para obtener informacion o para someter
una queja:

Puede comunicarse con su agente.

Usted puede llamar al numero de telefono
gratis de XL Insurance
para informacion o
para someter una queja al

1-800-622-7311

Usted tambien puede escribir a XL
Insurance

Seaview House
70 Seaview Avenue
Stamford, CT 06902-6040

Puede comunicarse con el Departamento de
Seguros de Texas para obtener informacion
acerca de companias, coberturas, derechos
o quejas al

1-800-252-3439

Puede escribir al Departamento de Seguros
de Texas

P.O. Box 149104
Austin, TX 78714-9104
FAX: (512) 475-1771
Web: <http://www.tdi.state.tx.us>
E-mail:
ConsumerProtection@tdi.state.tx.us

DISPUTAS SOBRE PRIMAS O RECLAMOS: Si

tiene una disputa concerniente a su prima
o a un reclamo, debe comunicarse con el
agente primero. Si no se resuelve la
disputa, puede entonces comunicarse con el
departamento (TDI).

UNA ESTE AVISO A SU POLIZA: Este aviso
es solo para proposito de informacion y
no se convierte en parte o condicion del
documento adjunto.



XL Group
Insurance
Reinsurance

Power of Attorney
XL Specialty Insurance Company
Greenwich Insurance Company
XL Reinsurance America Inc.

THIS IS NOT A BOND NUMBER
LIMITED POWER OF ATTORNEY
XL1512837

KNOW ALL MEN BY THESE PRESENTS, That XL Specialty Insurance Company, Greenwich Insurance Company, Delaware insurance companies with offices located at 505 Seaview Blvd., Exton, PA 19341, and XL Reinsurance America Inc., a New York Insurance company with offices located at 70 Seaview Avenue, Stamford, CT 06902, , do hereby nominate, constitute, and appoint:

L.L. Mathews Jr., Kai A. Kincald, Scott N. Blanchard, Larry P. Mathews, Garrett Thomas, Angela Kvarme, Artie Tucker, Jose A. Torres

each its true and lawful Attorney(s)-in-fact to make, execute, attest, seal and deliver for and on its behalf, as surety, and as its act and deed, where required, any and all bonds and undertakings in the nature thereof, , for APAC-Texas, Inc. for the penal sum of no one of which is in any event to exceed \$10,000,000.00 - FOR BID BONDS ONLY.

Such bonds and undertakings, when duly executed by the aforesaid Attorney (s) in fact shall be binding upon each said Company as fully and to the same extent as if such bonds and undertakings were signed by the President and Secretary of the Company and sealed with its corporate seal.

The Power of Attorney is granted and is signed by facsimile under and by the authority of the following Resolutions adopted by the Board of Directors of each of the Companies on the 5th day of June 2014.

RESOLVED, that Gary Kaplan, David Hewett, William Mills, Gregory Boal and Kevin Mirsch are hereby appointed by the Board as authorized to make, execute, seal and deliver for and on behalf of the Company, any and all bonds, undertakings, contracts or obligations in surety or co-surety with others, and that the Secretary or any Assistant Secretary of the Company be and that each of them hereby is authorized to attest the execution of any such bonds, undertakings, contracts or obligations in surety or co-surety and attach thereto the corporate seal of the Company.

RESOLVED, FURTHER, that Gary Kaplan, David Hewett, William Mills, Gregory Boal and Kevin Mirsch each is hereby authorized to execute powers of attorney qualifying the attorney named in the given power of attorney to execute, on behalf of the Company, bonds and undertakings in surety or co-surety with others, and that the Secretary or any Assistant Secretary of the Company be, and that each of them is hereby authorized to attest the execution of any such power of attorney, and to attach thereto the corporate seal of the Company.

RESOLVED, FURTHER, that the signature of such officers named in the preceding resolutions and the corporate seal of the Company may be affixed to such powers of attorney or to any certificate relating thereto by facsimile, and any such power of attorney or certificate bearing such facsimile signatures or facsimile seal shall be thereafter valid and binding upon the Company with respect to any bond, undertaking, contract or obligation in surety or co-surety with others to which it is attached.

IN WITNESS WHEREOF, the XL SPECIALTY INSURANCE COMPANY and GREENWICH INSURANCE COMPANY has caused its corporate seal to be hereunto affixed, and these presents to be signed by its duly authorized officers this June 5th, 2014.



XL SPECIALTY INSURANCE COMPANY
GREENWICH INSURANCE COMPANY

By:

David S. Hewett

SENIOR VICE PRESIDENT

Attest:

Toni Ann Perkins

SECRETARY

STATE OF CONNECTICUT
COUNTY OF FAIRFIELD

On this 5th day of June, 2014, before me personally came David S. Hewett to me known, who, being duly sworn, did depose and say that he is Senior Vice President of XL SPECIALTY INSURANCE COMPANY and GREENWICH INSURANCE COMPANY, described in and which executed the above instrument; that he knows the seals of said Companies; that the seals affixed to the aforesaid instrument is such corporate seals and were affixed thereto by order and authority of the Boards of Directors of said Companies; and that he executed the said instrument by like order.



Kim D. Sliva
NOTARY PUBLIC

Current Projects and Work History

DATE	Job No.	Owner	Project Name	Job Description	Contract Amount	CSJ #
1/5/2011	2988	Shawcor	Pipe Protection Site Work	Shawcor Pipe Protection Site Work	\$ 665,003.40	
1/10/2011	2990	Valero	Mason/Unit Paving 2" HMA	Mason/Valero Unit Paving 2" HMA	\$ 114,950.80	
1/10/2011	2991	City of West Orange	TDRA Recovery Project	City of West Orange TDRA Recovery Project	\$ 871,281.40	DRSO10215
1/28/2011	2992	City of Sour Lake	2008 TDRA like Disaster Recovery	City of Sour Lake 2008 TDRA like Disaster Recovery	\$ 231,844.55	DRSO10176
1/11/2011	2993	Jasper County	SH 62 Base Repair	Jasper County SH 62 Base Repair	\$ 979,859.00	
1/11/2011	2994			BOMAC LNG Site Paving	\$ 341,387.37	
1/18/2011	2995	City of Lumberton	Chance/Trahan Crossing Replacement	City of Lumberton Chance/Trahan Crossing Replacement	\$ 656,206.00	6217-52-001
2/28/2011	2996	TXDOT	Jefferson County SH 82	TXDOT Jefferson County SH 82	\$ 821,328.70	6217-98-001
2/7/2011	2997	TXDOT	Newton Co FM 1414 Stabilize Roadway E	TXDOT Newton Co FM 1414 Stabilize Roadway Edges	\$ 973,593.30	
2/9/2011	2998	City of Bmt	Event Center Parking Lot	City of Bmt Event Center Parking Lot	\$ 801,907.09	
2/25/2011	2999			Craigien Road Bridge Replacement	\$ 146,675.00	
2/25/2011	3000			Mason/LNG Parking lot	\$ 2,581,062.83	0028-11-194
3/3/2011	3001	TXDOT	Orange County IH-10 Restoration of Front	TXDOT Orange County IH-10 Restoration of Frontage Roads	\$ 133,500.00	
3/22/2011	3002	CBI	X-Ray Slab (Island Park)	CBI X-Ray Slab (Island Park)	\$ 462,636.85	0820-12-038
3/29/2011	3003	TXDOT	Jasper Co Fish Hatchery	TXDOT Jasper Co Fish Hatchery	\$ 2,784,417.79	0200-14-074
4/1/2011	3004	TXDOT	Jefferson County US 69 Patch & overlay	TXDOT Jefferson County US 69 Patch & overlay	\$ 1,177,083.45	DRSO10214
4/28/2011	3005	Orange County	Road Improvements DRSO10214 (also job 30042)	Port Arthur Utility Access Road	\$ 100,162.20	EDC-160
5/4/2011	3006		Port Arthur Utility Access Road	Port Arthur Utility Access Road	\$ 2,124,864.27	
5/19/2011	3007	Motiva	Turner/OSBL Paving	Turner/Motiva OSBL Paving	\$ 451,305.50	
5/20/2011	3008	Port of Beaumont	TGS for POB Rail IMP	TGS for POB Rail IMP	\$ 128,750.00	
5/23/2011	3009	Valero	Asphalt overlay (Sulfur truck route for Ma	Valero Asphalt overlay (Sulfur truck route for Mason)	\$ 8,409,165.00	
6/3/2011	3010			Port of Beaumont Orange County Improvements	\$ 175,500.00	
7/7/2011	3011	Lamar University	Mertman Street Overlay	Lamar University Ditch & Asphalt Repair	\$ 112,944.50	0064-08-053
7/18/2011	3012	TXDOT	Ditch & Asphalt Repair	TXDOT Jasper Co US 96	\$ 580,985.38	1,026,845.38
8/2/2011	3013	TXDOT	Jasper Co US 96	TXDOT Jefferson Co FM 365	\$ 4,626,388.85	0508-05-029 ETC
8/2/2011	3014	TXDOT	Jefferson Co FM 365	TXDOT Jefferson Co. SH 82	\$ 164,370.00	
8/15/2011	3015	TXDOT	Jefferson Co. SH 82	JE Dunn/ExxonMobil Bmt Parking Lot Repair	\$ 1,805,820.00	0689-02-027
10/10/2011	3016	ExxonMobil Bmt	JE Dunn/Parking Lot Repair	TXDOT Orange Co FM 105	\$ 259,405.38	
10/10/2011	3017	TXDOT	Orange Co FM 105	Chevron Pipeline Road Rehab	\$ 118,301.00	
10/18/2011	3018	Chevron	Pipeline Road Rehab	Exxon Refinery Milling and Paving	\$ 183,998.84	
11/1/2011	3019	Exxon Refinery	Milling and Paving	Country Village Apartment Complex	\$ 130,974.00	
11/23/2011	3020			Valero HCU Control Room Paving	\$ 367,970.50	
12/29/2011	3021	Valero	HCU Control Room Paving	Concrete Demo for Evans in Woodville	\$ 2,777,739.88	0304-05-034
1/5/2012	3022	Woodville	Concrete Demo for Evans in Woodville	Newton Co SH 87 Additional surface width	\$ 255,200.00	
3023	3024	Motiva	Barrier Casting Project	Motiva Barrier Casting Project	\$ 273,576.40	
3025	3026	Chevron	Pipeline Terminal #2	Chevron Pipeline Terminal #2	\$ 955,999.00	6232-73-001
3026	3027	TXDOT	FM 1414 Edge Stabilization	Newton Co. FM 1414 Edge Stabilization	\$ 180,098.37	6237-31-001
3027	3028	TXDOT	FM 3180 Widen Intersection	Chambers Co. FM 3180 Widen Intersection	\$ 529,842.47	6236-06-001, ETC
3028	3029	TXDOT	FM 1406	Jefferson Co. FM 1406	\$ 6236-70-001	
3029	3030	TXDOT	SH 87	Jefferson Co. SH 87	\$ 6236-35-001	
3030		TXDOT	IH-10 Overlay	Jefferson Co. IH-10 Overlay		

3031	Atton Chemical	Crossing Repair	Atton Chemical Crossing Repair	174,282.00
3032	TXDOT	Needmore Bridge	Jefferson Co. Needmore Bridge	705,478.00
3033	TXDOT	FM 1746 Edge Stabilization	Tyler Co. FM 1746 Edge Stabilization	190,454.00
3034	SHAWCOR	Cardon IV Project Site Work	SHAWCOR Cardon IV Project Site Work	580,826.00
3035	TXDOT	CR New Road & Railroad Crossing	Orange Co. CR New Road & Railroad Crossing	3,240,325.00
3036	TXDOT	US 190	Jasper Co. US 190	699,036.00
3037	TXDOT	US 69 Overlay roadway & Bridge Repair	Tyler Co. US 69 Overlay roadway & Bridge Repair	1,244,823.00
3038	City of Sour Lake	City of Sour Lake Overlay #2	TXDOT Jasper Co. City of Sour Lake Overlay #2	120,963.90
3039	TXDOT	TXDOT Jasper Co.		221,738.10
3040	Valero	Loading Dock Ramp and Concrete Road	Valero Loading Dock Ramp and Concrete Roadway	252,010.50
3041	Valero Sulfur	Mason Truck Scale Paving	Mason/Valero Sulfur Truck Scale Paving	177,250.00
3042	Orange County	DRS010214 Seal Coat Japanese Road & Pine Bluff	Orange County DRS010214 Seal Coat Japanese Road & Pine Bluff	241,001.20
3043	TXDOT	SH 347 Rehab Roadway	Jefferson SH 347 Rehab Roadway	2,015,985.00
3044	TXDOT	FM 363 Raise Roadway & Replace Bridge	Jefferson Co. FM 363 Raise Roadway & Replace Bridge	3,877,298.00
3045	TXDOT	IH10 Repair Existing Pavement & Overlay	Jefferson Co. IH10 Repair Existing Pavement & Overlay	2,393,201.00
3046	TXDOT	Road Improvements on Ave. H	Jefferson Co. Road Improvements on Ave. H	569,327.00
3048	TXDOT	PW Sea Rim	Jefferson Co. PW Sea Rim	3,877,298.91
3049	Goodyear Chemical	850 Unit	Goodyear Chemical 850 Unit	1,050,700.00
3050	TXDOT	RE 255	Jasper Co. RE 255	110,541.21
3051	Gerdau	Concrete Sidewalk Project	Gerdau Concrete Sidewalk Project	182,944.00
3052	TXDOT	FM 1013 Additional Paved Surface	Jasper Co. FM 1013 Additional Paved Surface	1,998,013.00
3053	TXDOT	US 90 Mill & Overlay	Jefferson Co. US 90 Mill & Overlay	776,636.00
3054	TXDOT	US 69 Overlay Roadway	Hardin Co. US 69 Overlay Roadway	2,061,902.00
3055	Valero	T&M September 2012	Valero T&M September 2012	147,500.00
3056	Valero	Bonmac Roadway Paving	Bonmac/Valero Roadway Paving	258,780.00
3057	TXDOT	Sabine Co. CR (Tuttle Rd.)	Sabine Co. CR (Tuttle Rd.)	373,351.90
3058	Goodyear Houston	Parking Lots	Goodyear Houston Parking Lots	116,989.50
3059	Jefferson County	Courthouse, Pearl St. Parking Lot	Jefferson County Courthouse, Pearl St. Parking Lot	135,757.20
3060	City of Orange	East Orange Street Improvements	City of Orange East Orange Street Improvements	1,144,774.00
3061	TXDOT	Jefferson Co. IH 10 Flex Base	Jefferson Co. IH 10 Flex Base	641,464.00
3062	TXDOT	Newton Co. FM 1414 Widen Roadway	Newton Co. FM 1414 Widen Roadway	1,351,308.00
3063	ISTC	Drive Entrance & Exit	ISTC Drive Entrance & Exit	154,023.00
3064	TXDOT	Jasper FM 254 Edge Stabilization	TXDOT Jasper FM 254 Edge Stabilization	259,576.60
3065	TXDOT	Jasper Co. FM 2799 Edge Stabilization	TXDOT Jasper Co. FM 2799 Edge Stabilization	785,636.00
3066	Goodyear	HSE Concrete Work	Goodyear HSE Concrete Work	105,373.00
3067	TXDOT	Jefferson Co. US 90 Mill & Overlay	Jefferson Co. US 90 Mill & Overlay	1,347,159.25
3068	TXDOT	Orange Co. FM 1006	Orange Co. FM 1006	732,186.15
3070	TXDOT	Orange Co. FM 105	Orange Co. FM 105	3,989,094.00
3071	TXDOT	Sabine Co. CR (Rock Creek & Williams Drive)	Sabine Co. CR (Rock Creek & Williams Drive)	436,423.00
3072	TXDOT	Jefferson County SH 73 ACP, Shoulder T, TXDOT Jefferson County SH 73 ACP, Shoulder Texture	Liberty Co Cedar Estates Street Improvements	5,975,104.16
3073	Liberty Co	Cedar Estates Street Improvements	Liberty Co Cedar Estates Street Improvements	290,276.60
3074	Lamar	Asphalt Parking for Band Revised	Lamar Asphalt Parking for Band Revised	340,270.79
3075	Chevron	Cedar Bayou for Strike	Chevron Cedar Bayou for Strike	493,989.00
3076	TXDOT	Liberty Co. US 90 GR, BS, STR, PVMT, SIGN	TXDOT Liberty Co. US 90 GR, BS, STR, PVMT, SIGN	20,677,586.00
3077	City of Silsbee	Hardmann and 7th Street	Hardmann and 7th Street Silsbee	122,458.00
3078	TXDOT	Jefferson Co. US 69 GR, BS, STR, PVMT, SIGN	TXDOT JEFFERSON Co. US 69 GR, BS, STR, PVMT, SIGN	27,390,861.67
3079	TXDOT	Jefferson Co. SH 87 Replace Bridge & Approaches	TXDOT JEFFERSON Co. SH 87 Replace Bridge & Approaches	2,796,252.37
3080	TXDOT	Jefferson Co. US 69 Replace Bridge & Approaches	TXDOT JEFFERSON Co. US 69 Replace Bridge & Approaches	1,456,176.70
3081	ExxonMobil	for Jacobs Asphalt & Concrete Paving	QI ExxonMobil for Jacobs Asphalt & Concrete Paving QUEU LANE	479,993.75
3082	TDCJ	Leblanc Unit Perimeter Road	Leblanc Unit Perimeter Road	146,000.00
3083	Jasper County	Project 4: 2013 County Road Improve Jasper County Project 4: 2013 County Road Improvements Project	TXDOT Jasper County Project 4: 2013 County Road Improvements Project	282,988.70
3084	TXDOT	Newton Co. FM 1013 Edge Stabilization	Newton County FM 1013 Edge Stabilization	350,956.00
3085	Jasper County	GLO IKE 1 Project #7 Road Improvement Jasper County GLO IKE 1 Project #7 Road Improvements Package D Road	TXDOT Liberty Co. FM 1413	2,173,548.34

Current Projects and Work History

DATE	Job No.	Owner	Project Name	Job Description	Contract Amount	CSJ #
11/5/2013	3086	Jefferson Co.	Jack Brooks Mill Overlay @ Hangers	Jefferson Co. Jack Brooks Mill Overlay @ Hangers	\$ 256,011.25	
11/21/2013	3087	Exxon Mobil	B&P/Zachary Asphalt Repair	Exxon Mobil B&P/Zachary Asphalt Repair	\$ 298,907.00	
12/6/2013	3088	TXDOT	Orange Co. SH 73 Asphalt Detour	Orange Co. SH 73 Asphalt Detour	\$ 159,384.00	0306-01-059
12/10/2013	3089	Strike	Independence Parkway for Strike	Independence Parkway for Strike	\$ 172,524.00	
12/10/2013	3090	MeadWestvaco	Entrance Road Replacement	MeadWestvaco Entrance Road Replacement	\$ 143,750.00	
12/12/2013	3091	TXDOT	Hayward Baker/Craig Olden Jefferson 69	Hayward Baker/Craig Olden Division - TXDOT Jefferson Co. US 69	\$ 156,049.35	EMC-6258-31-001
12/13/2013	3092	BASF	Contractor Parking-lot Expansion	BASF Contractor Parking-lot Expansion	\$ 183,652.00	
12/17/2013	3093	BASF	Truck Loading	BASF Truck Loading	\$ 132,007.00	
1/8/2014	3094	Huntsman	Main Road Phase 1	Huntsman Main Road Phase 1	\$ 1,271,067.50	
1/13/2014	3095	Praxair	Bornac Ring Road & Drives	Bornac/Praxair Ring Road & Drives	\$ 198,028.00	211013096102
2/13/2014	3096	Exxon Mobil	HB Neild Lab Paving	Exxon Mobil/IB Neild Lab Paving	\$ 165,300.00	
2/13/2014	3097	Exxon/Mobil	Jacobs Heavy Haul Road	Jacobs Exxon/Mobil Heavy Haul Road	\$ 494,866.70	
2/14/2014	3098	TXDOT	Jasper Co. FM 252 HMA Overlay	Jasper Co. FM 252 HMA Overlay	\$ 661,866.78	6260-34-001
2/17/2014	3099	TXDOT	Jefferson Co. SP215 FDR, BS, Mill, Overlay	Jefferson Co. SP215 FDR, BS, Mill, Overlay	\$ 1,979,708.80	0508-06-020
2/24/2014	3100	TXDOT	Newton Co. SH 87 Pmnt Repair, OCST, ACP	Newton Co. SH 87 Pmnt Repair, OCST, ACP	\$ 2,705,524.33	0305-02-046, ETC
3/3/2014	3101	Exxon/Mobil	Jacobs Admin Parking-lot	Jacobs Exxon/Mobil Admin Parking-lot	\$ 214,637.70	
3/13/2014	3102	TXDOT	Hardin Co. US 96 Etc. Mill and Overlay	Hardin Co. US 96 Etc. Mill and Overlay	\$ 797,816.05	6261-40-001
3/19/2014	3103	TXDOT	Newton Co. FM 1004 ACP STR STP	Newton Co. FM 1004 ACP STR STP	\$ 1,507,560.61	1274-02-013
3/26/2014	3104	BASF	Gate 103 Rehab	BASF Gate 103 Rehab	\$ 226,096.00	
4/1/2014	3105	Exxon/Mobil	Jacobs Areas 52 & 09	Jacobs Exxon/Mobil Areas 52 & 09	\$ 224,105.00	
4/7/2014	3106	TXDOT	Newton Co. SH 12 Plane, SMA, Stripe	Newton Co. SH 12 Plane, SMA, Stripe	\$ 1,990,411.83	0499-02-029
4/15/2014	3107	TXDOT	Orange Co. SH 12 Plane, SMA, Stripe	Orange Co. SH 12 Plane, SMA, Stripe	\$ 2,279,714.00	0499-03-057
5/14/2014	3108	Exxon/Mobil	Parking Repairs (BOB South Lot)	Exxon/Mobil Parking Repairs (BOB South Lot)	\$ 114,431.00	
5/14/2014	3109	Exxon/Mobil	Heavy Haul Road Phase 4	Jacobs/Exxon/Mobil Heavy Haul Road Phase 4	\$ 162,702.00	
6/10/2014	3110	Gerdau	3rd & Main Gate Revised	Gerdau 3rd & Main Gate Revised	\$ 366,536.00	
7/1/2014	3111	TXDOT	Jefferson Co. SP 136	Jefferson Co. SP 136	\$ 569,227.19	0653-01-013
7/22/2014	3112	City of Port Arthur	10th Street Improvements	Asphalt, Concrete curb & gutter, underground drainage	\$ 686,131.50	
7/29/2014	3113	Jefferson Co.	Runway Safety Area Grading	Jack Brooks Airport Safety Area Grading	\$ 119,490.00	
7/29/2014	3114	Jefferson Co.	Runway 16/34 Rehabilitation	Jack Brooks Airport Runway 16/34 Rehabilitation	\$ 305,518.00	
7/29/2014	3115	City of Port Arthur	Pleasure Island Marina	Pavement Rehabilitation	\$ 405,289.00	
8/22/2014	3116	TXDOT	Orange Co. SH 62	Install Right Turn Lane	\$ 140,492.90	0243-03-061
8/4/2014	3117	Huntsman	Huntsman Contractor Access Roadway	Contractor Access Road	\$ 102,976.50	
8/6/2014	3118	TXDOT	Jefferson Co. FM 366	Full Depth Repair	\$ 538,011.70	6266-89-001
8/7/2014	3119	TXDOT	Hardin Co. US99 GR, BS, ACP, STR	Widening/SMA	\$ 7,502,185.05	0200-10-079
8/8/2014	3120	Jefferson Co.	Jack Brooks Taxiway D Reconstruction	Taxiway D Reconstruction	\$ 1,906,118.00	
8/19/2014	3121	TXDOT	Jefferson Co. US 69	Sidewalk Concrete Pavement	\$ 383,353.36	0200-11-103
9/28/2014	3122	Amber LP	Amber LP Concrete & Asphalt	Concrete & Base	\$ 161,259.50	
10/16/2014	3123	Flint Hills	High Road Rehab	Reconstruction of OSBL High Road Plant Entrance	\$ 153,701.50	
10/20/2014	3124	TXDOT	Jefferson Co. VA	Install Railroad Tracks	\$ 4,297,854.65	0920-38-250
10/21/2014	3125	Chevron/Phillips	Asphalt Paving	Chevron/Phillips Chemical/Bornac Asphalt Paving	\$ 196,450.00	
10/22/2014	3126	Sabine Neches Navigation District	SNND Taylor Bayou Facility Paving Project	Excavation, ASB, Asphalt paving	\$ 300,700.00	
10/27/2014	3127	TXDOT	Newton Co FM 2460	Pavement Widening	\$ 1,187,970.52	6248-20-01
11/12/2014	3128	TXDOT	Orange Co. CR	Railroad Grade Separation	\$ 8,977,087.38	0920-30-081
11/18/2014	3129	TXDOT	Jasper Co. FM 1004	Level-up, ACP Str, Stripe	\$ 1,507,580.61	1274-02-013
11/29/2014	3130	Jefferson County	US 90 Crossover @ Green Pond Gully	Asphalt Crossover	\$ 196,485.50	
12/3/2014	3132	MeadWestvaco	2014 Entrance Road Rehab	2" Mill & Overlay	\$ 268,544.00	
12/3/2014	3133	Gerdau	Coil Storage Road	10" Concrete Paving	\$ 320,000.00	
12/14/2014	3134	Hanson	Hanson Watco Site	Site Preparation	\$ 866,000.00	
12/18/2014	3135	TXDOT	Jefferson Co. PW 1004	OCST, ACP	\$ 55,175.45	0920-38-255
12/18/2014	3136	TXDOT	Road Rehabilitation	Mill, Base Repair & Overlay	\$ 486,262.85	GLO: 12-523-000-6754
12/18/2014	3136	TXDOT	Orange County FM 105	Mill & Overlay	\$ 290,384.74	0835-02-079

Current Projects and Work History

DATE	Job No.	Owner	Project Name	Job Description	Contract Amount	CSJ #:
3/13/2015	3137	City of Orange	Huntsman & Bassett Street Rework	Lime/Flyash Stabilize & Overlay	\$ 135,642.00	GLO: 13-139-000-7217
3/13/2015	3138	Orange Co.	Thomas Road Bridge	Bridge Reconstruction	\$ 534,172.40	0920-30-080
3/18/2015	3139	TXDOT	Orange Co. CS GR, BS, STR, PYMT	Install Turn Lane/Overlay	\$ 158,456.76	1194-02-016
3/18/2015	3140	TXDOT	Hardin Co. FM 943 GR, BS, PYMT	Pavement Widening/Seal Coat	\$ 2,607,577.21	0920-38-217
3/18/2015	3141	TXDOT	Jefferson Co. CR	STR, BASE, ACP - Bridge Replacement - Island Park Rd @ Brakes Bayou	\$ 2,984,343.00	6273-42-001
3/24/2015	3142	TXDOT	Hardin US 69	Plane & Overlay Various Roads	\$ 1,333,591.89	
	3143					
	3144					
	3145					

APAC-Texas, Inc
12907 US Hwy 90
Beaumont, TX 77713

RECEIVED 10:25 AM APR 14 2015

SEALED BID DOCUMENTS
FOR
JEFFERSON COUNTY, TEXAS
BID NAME: ROAD IMPROVEMENTS FOR JEFFERSON COUNTY
(COUNTY TRANSPORTATION INFRASTRUCTURE FUND)
BID NO: IFB 15-008/JW
DUE: TUESDAY, April 14, 2015, 11:00 AM
JEFFERSON COUNTY PURCHASING DEPARTMENT
ATTN: PURCHASING AGENT
1001 PEARL STREET, 3RD FLOOR
BEAUMONT, TX 77701

OFFER AND ACCEPTANCE FORM

OFFER TO CONTRACT

To Jefferson County:

We hereby offer and agree to perform all the work and furnish all the materials called for in compliance with all terms, conditions, specifications, and amendments in the Invitation for Bid and any written exceptions in the offer. We understand that the items in this Invitation for Bid, including, but not limited to, all required certificates are fully incorporated herein as a material and necessary part of the contract.

It is understood that the work to be constructed under this contract shall be completed in 120 working days.

The undersigned hereby states, under penalty of perjury, that all information provided is true, accurate, and complete, and states that he/she has the authority to submit this bid, which will result in a binding contract if accepted by Jefferson County.

We acknowledge receipt of the following amendment(s): April 8, 2015

I certify, under penalty of perjury, that I have the legal authorization to bind the firm hereunder:

LD Construction

Company Name

For clarification of this offer, contact:

148 S. Dowlen Rd. PMB 124

Address

Tray Dodson

Name

Braunton TX 77707

City

State

Zip

409-866-7267 409-866-4447

Phone

Fax

[Signature]

Signature of Person Authorized to Sign

tmddodson@aol.com

E-mail

Tray Dodson

Printed Name

Manager

Title

Bidder Shall Return Completed Form with Offer.

NOTICE TO THE BIDDER

The 2004 Texas Department of Transportation specifications have been incorporated by reference for this project. Any reference to "TxDOT", or the "State", or the "Department" as owner of this project shall be interpreted as reference to "Jefferson County".

In the space provided below, please enter your total bid amount for this project. Only this figure will be read publicly by the County at the public bid opening.

It is understood and agreed by the bidder in signing this proposal that the total bid amount entered below is not binding on either the bidder or the County. It is further agreed that **the official total bid amount for this proposal will be determined by multiplying the unit bid prices for each item by the respective estimated quantities shown in this proposal and then totaling all of the extended amounts.**

Name of Bidder: LD Construction

By: [Signature]

\$ 1,494,228.00
Total Bid Amount

Take each calculated item total per line and add together for the Total Bid Amount.

BID FORM INSTRUCTIONS SHEET

BID FORM INSTRUCTIONS:

In the "Unit Bid Price Only" Column: Write the words of the Per Unit Bid Price. Do Not write in your total price for the line item.

In the "Item Total" Column: Write in the Numbers of the Item Total.

The Item Total should equal the Unit Bid Price multiplied by the Approx. Quantities

Example: You want to bid \$15.00 per LF for Removing Conc (Curb)

Note the Item Total is calculated by: \$15.00 (Unit Bid Price) X 466.00 (Approx. Quantities) = \$6,990.00

Total Bid Amount: Take each calculated Item Total per line and add together for the Total Bid Amount located on the Notice to the Bidder Page.

ALT.	ITEM CODE			UNIT BID PRICE ONLY WRITTEN IN WORDS REMOVING CONC (CURB)	UNIT LF	APPROX. QUANTITIES 466.00	ITEM TOTAL \$6,990.00
	ITEM NO. 104	CODE 2021	S.P. NO.				
				<i>Fifteen</i> AND <i>No</i> CENTS			

Unit price for each linear foot of Concrete Curb Removed

BID FORM

PROJECT: CTIF ROAD IMPROVEMENTS

PROPOSAL SHEET

JEFFERSON COUNTY

ALT.	ITEM CODE			UNIT BID PRICE ONLY WRITTEN IN WORDS	UNIT	APPROX. QUANTITIES	ITEM TOTAL
	ITEM NO.	CODE	S.P. NO.				
	0247	2122		FL BS (RDWY DEL) (TY A GR 2) <u>Forty</u> DLRS AND <u>NO</u> CENTS	TON	1,573.00	
					45 ⁰⁰		62,920 ⁰⁰
	0251	2033		REWORK BS MTL (TY D) (6") (ORD COMP) <u>Three</u> DLRS AND <u>FIFTY</u> CENTS	SY	99,896.00	
					3 ⁰⁰		349,636 ⁰⁰
	0310	2005		PRIME COAT (MC-30 OR AE-P) <u>Four</u> DLRS AND <u>NO</u> CENTS	GAL	24,974.00	
					4 ⁰⁰		99,896 ⁰⁰
	0316	2010		ASPH (CRS-2) <u>Four</u> DLRS AND <u>NO</u> CENTS	GAL	74,923.00	
					4 ⁰⁰		299,692 ⁰⁰
	0316	2416		AGGR (TY-D GR-4) <u>Ninety</u> DLRS AND <u>NO</u> CENTS	CY	833.00	
					90 ⁰⁰		74,970 ⁰⁰
	0316	2587		AGGR (TY-D GR-3) <u>NINETY</u> DLRS AND <u>NO</u> CENTS	CY	952.00	
					90 ⁰⁰		85,680 ⁰⁰
	0500	2001	011	MOBILIZATION <u>Twenty Thousand</u> DLRS AND <u>NO</u> CENTS	LS	1.00	
					20 ⁰⁰		20,000 ⁰⁰
	0502	2001	033	BARRICADES, SIGNS AND TRAFFIC HANDLING <u>Two thousand</u> DLRS AND <u>NO</u> CENTS	MO	6.00	
					2000 ⁰⁰		12,000 ⁰⁰
	0662	2115		WK ZN PAV MRK SHT TERM (TAB) TY Y-2 <u>One</u> DLRS AND <u>NO</u> CENTS	EA	4,425.00	
					1 ⁰⁰		4425 ⁰⁰
	0666	2105		REPL PAV MRK TY I (Y) 4" (BRK)(100MIL) <u>One</u> DLRS AND <u>NO</u> CENTS	LF	14,200.00	
					1 ⁰⁰		14,200 ⁰⁰

(Bid Form Continued on Next Page)

BID FORM (Continued)

	0686	2111		REFL PAV MRK TY 1 (Y) 4" (SLD)(100MIL)	LF	6,554.00	
				<u>One</u> DLRS			
				AND <u>NO</u> CENTS	<u>1⁰⁰</u>		<u>6,554.00</u>
	3267	2106		D-GR HMA(SQ) TY-D PG64-22	TON	4,037.00	
				<u>One hundred fifteen</u> DLRS			
				AND <u>NO</u> CENTS	<u>115⁰⁰</u>		<u>464,255.00</u>
				Note - This total should match the "Total Bid Amount" shown on the Notice to the Bidder sheet		TOTAL =	<u>1,494,226.00</u>

Bid Affidavit

The undersigned certifies that the bid prices contained in this bid have been carefully reviewed and are submitted as correct and final. Bidder further certifies and agrees to furnish any and/or all commodities upon which prices are extended at the price offered, and upon the conditions contained in the specifications and the Notice to Bidders.

STATE OF Texas COUNTY OF Jefferson

BEFORE ME, the undersigned authority, a Notary Public in and for the State of Texas,

on this day personally appeared Tray Dodson, who
(name)
after being by me duly sworn, did depose and say:

"I, Tray Dodson am a duly authorized officer of/agent
(name)
for LD Construction and have been duly authorized to execute the
(name of firm)
foregoing on behalf of the said LD Construction.
(name of firm)

I hereby certify that the foregoing bid has not been prepared in collusion with any other bidder or other person or persons engaged in the same line of business prior to the official opening of this bid. Further, I certify that the bidder is not now, nor has been for the past six (6) months, directly or indirectly concerned in any pool or agreement or combination, to control the price of services/commodities bid on, or to influence any person or persons to bid or not to bid thereon."


Name and address of bidder: LD Construction
148 S. Drulen Rd. PMB694 Beaumont, TX 77707
Fax: 409-866-4447 Telephone# 409-866-7267
by: Tray Dodson Title: Manager
(print name)

Signature: [Signature]

SUBSCRIBED AND SWORN to before me by the above-named

Tray Dodson
this the 13th day of April, 2015.

[Signature]
Notary Public in and for
the State of Texas



Bidder Shall Return Completed Form with Offer.

Bidder Information Form

Instructions: Please complete the form below. Care must be taken to provide legible, accurate, and complete contact information. PLEASE PRINT.

Project Name:

(IFB 15-008/JW), Road Improvements for Jefferson County (County Transportation Infrastructure Fund)

Bidder's Company/Business Name: LD Construction

Bidder's TAX ID Number: 76-0441147

Contact Person: Trey Dodson Title: Manager

Phone Number (with area code): 409-866-7267

Alternate Phone Number if available (with area code): 409-656-4161


Fax Number (with area code): 409-866-4447

Email Address: trmdodson1@aol.com

Please provide a physical address for bid bond return:

148 S. Dowlen Road PHB 624

Blawie, TX 77707



Vendor References

Please list at least three (3) companies or governmental agencies (preferably a municipality) where the same or similar products and/or services as contained in this specification package were recently provided.

THIS FORM MUST BE RETURNED WITH YOUR BID.

REFERENCE ONE

Government/Company Name: City of Nederland
 Address: PO Box 967 Nederland, TX
 Contact Person and Title: Steve Hamilton
 Phone: 409-723-1554 Fax: 409-723-1550
 Contract Period: 8/11/2014-10/30/2014 Scope of Work: Street Rehab/asphalt

REFERENCE TWO

Government/Company Name: City of China
 Address: PO Box 248 China, TX 77651
 Contact Person and Title: William Lerrain
 Phone: 409-752-5403 Fax: 409-750-7848
 Contract Period: 11/18/2013-5/6/2014 Scope of Work: Street Rehab/asphalt

REFERENCE THREE

Government/Company Name: City of Beaumont
 Address: PO Box 3827 Beaumont, TX 77704
 Contact Person and Title: Joe Maydalane
 Phone: 409-880-3817 Fax: 409-880-3732
 Contract Period: On going Scope of Work: Milling, asphalt

Bidder Shall Return Completed Form with Offer.

Conflict of Interest Questionnaire

For vendor or other person doing business with local government entity	
<p>This questionnaire is being filed in accordance with chapter 176 of the Local Government Code by a person doing business with the governmental entity.</p> <p>By law this questionnaire must be filed with the records administrator of the local government not later than the 7th business day after the date the person becomes aware of facts that require the statement to be filed. See Section 176.006 Local Government Code.</p> <p>A person commits an offense if the person violates Section 176.0006, Local Government Code. An offense under this section is a Class C misdemeanor.</p>	OFFICE USE ONLY
<p>1. Name of person doing business with local governmental entity.</p> <p style="text-align: center;"><i>Tracy Dodson</i></p>	
<p>2. <input checked="" type="checkbox"/> Check this box if you are filing an update to a previously filed questionnaire.</p> <p style="margin-left: 40px;">(The law requires that you file an updated completed questionnaire with the appropriate filing authority not later than September 1 of the year for which an activity described in Section 176.006(a), Local Government Code, is pending and not later than the 7th business day after the date the originally filed questionnaire becomes incomplete or inaccurate.)</p>	
<p>3. Describe each affiliation or business relationship with an employee or contractor of the local government entity who makes recommendations to a local government officer of the local governmental entity with respect to expenditure of money.</p>	
<p>4. Describe each affiliation or business relationship with a person who is a local government officer and who appoints or employs a local government officer of the local governmental entity that is the subject of this questionnaire.</p>	

Bidder Shall Return Completed Form with Offer.

CONFLICT OF INTEREST QUESTIONNAIRE**FORM CIQ**

Page 2

For vendor or other person doing business with local government entity

5. Name of local government officer with whom filer has affiliation or business relationship. (Complete this section only if the answer to A, B, or C is YES.)

This section, item 5 including subparts A, B, C & D, must be completed for each officer with whom the filer has affiliation or business relationship. Attach additional pages to this Form CIQ as necessary.

- A. Is the local government officer named in this section receiving or likely to receive taxable income from the filer of the questionnaire?

☐ Yes☒ No

- B. Is the filer of the questionnaire receive or likely to receive taxable income from or at the direction of the local government officer named in this section AND the taxable income is not from the local government entity?

☐ Yes☒ No

- C. Is the filer of the questionnaire affiliated with a corporation or other business entity that the local government officer serves as an officer or director, or holds an ownership of 10 percent or more?

☐ Yes☒ No


- D. Describe each affiliation or business relationship:

6. Describe any other affiliation or business relationship that might cause a conflict of interest.

7.



Signature of person doing business with the governmental entity



Date

Bidder Shall Return Completed Form with Offer.

Good Faith Effort (GFE) Determination Checklist

This information must be submitted with your bid.

Bidder intends to utilize subcontractors/subconsultants in the fulfillment of this contract (if awarded).

☐ Yes ☐ No

Instructions: In order to determine if a "Good Faith Effort" was made in soliciting HUBs for subcontracting opportunities, the following checklist and supporting documentation shall be completed by the Prime Contractor/Consultant, and returned with the Prime Contractor/Consultant's bid. This list contains the **minimum** efforts that should be put forth by the Prime Contractor/Consultant when attempting to achieve or exceed the goals of HUB Subcontractor participation. The Prime Contractor/Consultant may extend his/her efforts in soliciting HUB Subcontractor participation beyond what is listed below.

Did the Prime Contractor/Consultant . . .

- | | | |
|---|-----------------------------|--|
| <input checked="" type="checkbox"/> Yes | <input type="checkbox"/> No | 1. To the extent practical, and consistent with standard and prudent industry standards, divide the contract work into the smallest feasible portions, to allow for maximum HUB Subcontractor participation? |
| <input checked="" type="checkbox"/> Yes | <input type="checkbox"/> No | 2. Notify in writing a reasonable number of HUBs, allowing sufficient time for effective participation of the planned work to be subcontracted? |
| <input checked="" type="checkbox"/> Yes | <input type="checkbox"/> No | 3. Provide HUBs that were genuinely interested in bidding on a subcontractor, adequate information regarding the project (i.e., plans, specifications, scope of work, bonding and insurance requirements, and a point of contract within the Prime Contractor/Consultant's organization)? |
| <input checked="" type="checkbox"/> Yes | <input type="checkbox"/> No | 4. Negotiate in good faith with interested HUBs, and not reject bids from HUBs that qualify as lowest and responsive bidders? |
| <input checked="" type="checkbox"/> Yes | <input type="checkbox"/> No | 5. Document reasons HUBs were rejected? Was a written rejection notice, including the reason for rejection, provided to the rejected HUBs? |
| <input checked="" type="checkbox"/> Yes | <input type="checkbox"/> No | 6. If Prime Contractor/Consultant has zero (0) HUB participation, please explain the reasons why. |

**If "No" was selected, please explain and include any pertinent documentation with your bid.
If necessary, please use a separate sheet to answer the above questions.**

Try Dodson

Printed Name of Authorized Representative

[Signature]

Signature

Manager

Title

April 13, 2015

Date

Bidder Shall Return Completed Form with Offer.

Notice of Intent (NOI) to Subcontract with Historically Underutilized Business (HUB)

This information must be submitted with your bid.

Bidder intends to utilize subcontractors/subconsultants in the fulfillment of this contract (if awarded). ☒ Yes ☐ No

Instructions for Prime Contractor/Consultant: Bidder shall submit this form with the bid; however, the information below may be submitted after contract award, but prior to beginning performance on the contract. Please submit one form for each HUB Subcontractor/ Subconsultant with proper signatures, per the terms and conditions of your contract.

Contractor Name: Pamela L. Dodson dba LD Construction HUB: ☒ Yes ☐ No
Address: 148 S. Dowlen Rd. PMB694 Beaumont TX 77707
Street City State Zip
Phone (with area code): 409-866-7267 Fax (with area code): 409-866-4447
Project Title & No.: Jefferson County Road Improvements IFB-15-008/JW
Prime Contract Amount: \$ _____

HUB Subcontractor Name: Chabru Barricade Systems
HUB Status (Gender & Ethnicity): Female / White
Certifying Agency: ☒ Tx. Bldg & Procurement Comm. ☐ Jefferson County ☐ Tx Unified Certification Prog.
Address: 7375 Fruit Road Beaumont, TX 77705
Street City State Zip
Phone (with area code): 409-842-5000 Fax (with area code): 409-842-0593
Proposed Subcontract Amount: \$ 26,500.00 Percentage of Prime Contract: 1.7 %
Description of Subcontract Work to be Performed: Barricades & Striping

Tracy Dodson
Printed Name of Contractor Representative

[Signature]
Signature of Representative

April 14, 2015
Date

Chabru Barricade Systems
Printed Name of HUB

[Signature]
Signature of Representative

April 14, 2015
Date

NOTE: NOTHING ON THIS NOTICE OF INTENT FORM IS INTENDED TO CONFER ANY RIGHTS, EXPRESSED OR IMPLIED, TO ANY THIRD PARTIES.

Pre-Approval for Subcontractor Substitutions must be obtained from the Jefferson County Purchasing Agent's Representative. The "HUB Subcontractor/Subconsultant Change Form" must be completed and faxed to 409-835-8456.

Bidder Shall Return Completed Form with Offer.

Historically Underutilized Business (HUB) Subcontracting Participation Declaration Form

PAGE 3 OF 4

PART II: STATEMENT OF NON-COMPLIANCE FOR NOT MEETING HUB SUBCONTRACTING GOALS

Please complete Good Faith Effort (GFE) Checklist and attach any supporting documentation.

Our firm was unable to meet the HUB goals for this project for the following reasons:

- ☐ All subcontractors to be utilized are "Non-HUBs." (Complete Part III)
- ☐ HUBs were solicited but did not respond.
- ☐ HUBs solicited were not competitive.
- ☐ HUBs were unavailable for the following trade(s):
- ☒ Other: LD CONSTRUCTION AND CRABTREE ARE BOTH HUBS

Was the Jefferson County HUB Office contacted for assistance in locating HUBs? ☐ Yes ☒ No

PART III: DISCLOSURE OF OTHER "NON-HUB" SUBCONTRACTS

The bidder shall use this area to provide a listing of all "Non-HUB" Subcontractors, including suppliers, that will perform under this project. A list of those "Non-HUB" Subcontractors the bidder selects, after submission, shall be provided to the Purchasing Office not later than five (5) calendar days after being notified that bidder is the apparent low bidder. A list of those "Non-HUB" Subcontractors that are selected after contract award must be provided **immediately** after their selection.

Subcontractor Name: M/A

Address: _____

Street	City	State	Zip
--------	------	-------	-----

Contact person: _____ Title: _____

Phone (with area code): _____ Fax (with area code): _____

Proposed Subcontract Amount: \$ _____ Percentage of Prime Contract: %

Description of Subcontract Work to be Performed:

Subcontractor Name: N/A

Address: _____

Street	City	State	Zip
--------	------	-------	-----

Contact person: _____ Title: _____

Phone (with area code): _____ Fax (with area code): _____

Proposed Subcontract Amount: \$ _____ Percentage of Prime Contract: %

Description of Subcontract Work to be Performed:

Bidder Shall Return Completed Form with Offer.

Historically Underutilized Business (HUB) Subcontracting Participation Declaration Form

PAGE 4 OF 4

Subcontractor Name: N/A

Address: _____

Street	City	State	Zip

Contact person: _____ Title: _____

Phone (with area code): _____ Fax (with area code): _____

Proposed Subcontract Amount: \$ _____ Percentage of Prime Contract: %

Description of Subcontract Work to be Performed: _____

Subcontractor Name: N/A

Address: _____

Street	City	State	Zip
--------	------	-------	-----

Contact person: _____ Title: _____

Phone (with area code): _____ Fax (with area code): _____

Proposed Subcontract Amount: \$ _____ Percentage of Prime Contract: %

Description of Subcontract Work to be Performed:

I hereby certify that I have read the *HUB Program Instructions and Information*, truthfully completed all applicable parts of this form, and **attached any necessary support documentation as required**. I fully understand that intentionally falsifying information on this document may result in my not receiving a contract award or termination of any resulting contract.

Name (print or type): Ken Hodson

Title: Harper

Signature: 

Date: April 14, 2015

E-mail address: Yindodan/a@aol.com

Contact person that will be in charge of invoicing for this project:

Name (print or type): Brad Hudson

Title: Manager

Date: April 14, 2015

E-mail address: fm.dodson@aol.com

Bidder Shall Return Completed Form with Offer.

Residence Certification/Tax Form

Pursuant to Texas Government Code §2252.001 *et seq.*, as amended, Jefferson County requests Resident Certification. §2252.001 *et seq.* of the Government Code provides some restrictions on the awarding of governmental contracts; pertinent provisions of §2252.001 are stated below:

- (3) "Nonresident bidder" refers to a person who is not a resident.
- (4) "Resident bidder" refers to a person whose principal place of business is in this state, including a contractor whose ultimate parent company or majority owner has its principal place of business in this state.

- ☒ I certify that LD Construction [company name] is a Resident Bidder of Texas as defined in Government Code §2252.001.
- ☐ I certify that _____ [company name] is a Nonresident Bidder as defined in Government Code §2252.001 and our principal place of business is _____ (city and state).

Taxpayer Identification Number (T.I.N.):	76-0441147
Company Name submitting bid/proposal:	LD Construction
Mailing address:	148 J. Dowlen Rd PHA 604 Blount, TN 37207
If you are an individual, list the names and addresses of any partnership of which you are a general partner:	

Property: List all taxable property owned by you or above partnerships in Jefferson County.

Jefferson County Tax Acct. No.*	Property address or location**
036050-000/013540-0000	655 Langham #7

* This is the property amount identification number assigned by the Jefferson County Appraisal District.

** For real property, specify the property address or legal description. For business property, specify the address where the property is located. For example, office equipment will normally be at your office, but inventory may be stored as a warehouse or other location.

Bidder Shall Return Completed Form with Offer.

Historically Underutilized Business (HUB) Subcontracting Participation Declaration Form

PAGE 1 OF 4

This information must be submitted with your bid.

Bidder intends to utilize subcontractors/subconsultants in the fulfillment of this contract (if awarded).

☒ Yes ☐ No

Prime Contractor: Pamela L. Dodder Construction HUB: ☒ Yes ☐ No

HUB Status (Gender & Ethnicity): Female / White

Address: 148 S. Dowlen Road Ph0694 Beaumont, TX 77707
Street City State Zip

Phone (with area code): 409-866-7262 Fax (with area code): 409-866-4447

Project Title & No.: Jefferson County Road Improvements RFP No.: IFB 15-008/JW

Total Contract: \$ 1,494,228.00 Total HUB Subcontract(s): \$ 26,500.00

Construction HUB Goals: 12.8% MBE: 100 % 12.6% WBE: 100 %

Sub-goals: 1.7 African-American, 9.7% Hispanic, 0.7% Native American, 0.8% Asian American.
Use these goals as a guide to diversify.

FOR HUB OFFICE USE ONLY:

Verification date HUB Program Office reviewed and verified HUB Sub information Date: _____ Initials: _____

PART I. HUB SUBCONTRACTOR DISCLOSURE

HUB Subcontractor Name: Crabtree Barricade Systems

HUB Status (Gender & Ethnicity): White / Female

Certifying Agency: ☐ Texas Bldg & Procurement Comm. ☐ Texas Unified Certification Prog.

Address: 7375 Fruit Road Beaumont TX 77707
Street City State Zip

Contact person: Ang Crabtree Title: Manager
409-842-0593

Phone (with area code): 409-842-5010 Fax (with area code): 409-842-0593


Proposed Subcontract Amount: \$ 26,500.00 Percentage of Prime Contract: 1.7 %

Description of Subcontract Work to be Performed: Barricades & Striping

Bidder Shall Return Completed Form with Offer.

ENGINEER SEAL

The enclosed Texas Department of Transportation Specifications, Special Specifications, Special Provisions, General Notes and Specification Data in this document have been selected by me, or under my responsible supervision as being applicable to this project. Alteration of a sealed document without proper notification to the responsible engineer is an offense under the Texas Engineering Practice Act.



The seal appearing on this document was authorized by
Bradley Steven Stafford, P.E.
March 18, 2015

General Notes:

Adjustments allowed to the station limits to meet field conditions.

Provide a Contractor's Responsible Person and a phone number for emergency contact.

Assume ownership for all designated waste material and dispose of it at a place off of the right of way, as approved by the engineer.

Place no construction signs in conflict with existing signs. If placement of construction signs for contract blocks existing signs, make adjustments with confirmation from the Engineer.

Item 6: Control of Materials

The Contractor will be responsible for all testing or having testing performed by an acceptable testing company. Consider this work to be subsidiary to the various bid items of the contract.

Item 247: Flexible Base

The flexible base for Hillebrandt Rd shall be placed at specific locations as delineated on the plans.

The flexible base for Lawhon Rd shall be placed at a rate of 300 tons/mile of roadway.

Item 310: Prime Coat

Use bituminous material of the Type MC and grade 30 or Type AE-P. Distribute the bituminous material smoothly and evenly at the rate of 0.25 gallons per square yard.

Item 316: Flexible Pavement Structure Repair

Construction consists of 2 course surface treatment application.

First course:

Use asphalt type CRS-2.

Use aggregate type D and grade 3.

Second course:

Use asphalt type CRS-2.

Use aggregate type D and grade 4.

Asphalt season starts May 1st and ends on September 30th.

Item 502 Barricades, Signs, and Traffic Handling

Do not leave equipment (that is not in use) closer than 30' from the roadway edge unless approved otherwise by the Engineer.

Construct all work zone signs, sign supports, and barricades from material other than wood unless approved by the Engineer. Galvanize steel supports if used.

Construct all work zone signs, sign supports, and barricades from material other than wood unless approved by the Engineer. Galvanize steel supports if used. Aluminum signs, if used, shall meet the following minimum thickness requirements:

Square Feet	Minimum Thickness
Less than 7.5	0.080 inches
7.5 to 15	0.100 inches
Greater than 15	0.125 inches.

Maintain all barricades and warning signs, including all temporary and portable traffic control devices necessary during the various phases of construction, in accordance with the BC and TCP standards in the plans, the latest version of the Texas Manual on Uniform Traffic Control Devices, and/or as directed by the Engineer.

Furnish additional barricades and signs to maintain traffic and motorists' safety when directed by the Engineer. Any such additional signs and barricades will be considered subsidiary to Item 502.

After completion of the project, when removing the barricades and signs, fill in any holes left by the sign supports or barricades and restore the area, in which the signs were removed, to its original condition.

Item 662: Work Zone Pavement Markings

The temporary marker tabs shall be placed at a spacing of 3 tabs per 40 linear feet.

Item 666: Reflectorized Pavement Markings

Furnish Type II drop-on glass beads.

Air blowing is subsidiary to this item.

Item 3267: Dense-Graded Hot-Mix Asphalt (Small Quantity)

Provide mixture Type D using PG binder 64-22.

Furnish a PG binder with a minimum high-temperature grade of PG 58 for tack coat binder in accordance with Item 300, "Asphalts, Oils, and Emulsions". The tack coat shall be placed smoothly and evenly at the rate of 0.06 gallons per square yard.

Provide mix design. Mix designs must be approved by the Engineer.

Provide smooth tie-in to existing pavements and driveways.

Waive the Hamburg Wheel requirements of Tex-242-F.

At the end of the project, asphalt binder samples will be designated as waste material.

Assume ownership of all asphalt binder samples and dispose of material at a place off of the right of way as approved by the Engineer.

JEFFERSON COUNTY

GOVERNING SPECIFICATIONS AND SPECIAL SPECIFICATIONS

ALL SPECIFICATIONS AND SPECIAL PROVISIONS APPLICABLE TO THIS PROJECT ARE IDENTIFIED AS FOLLOWS:

STANDARD SPECIFICATIONS: ADOPTED BY THE TEXAS DEPARTMENT OF TRANSPORTATION JUNE 1, 2004. STANDARD SPECIFICATIONS ARE INCORPORATED INTO THE CONTRACT BY REFERENCE.

ITEMS 1 TO 9 INCL., GENERAL REQUIREMENTS AND COVENANTS

ITEM 247 FLEXIBLE BASE (105) (204) (210) (216) (520)
 ITEM 251 REWORKING BASE COURSES (204) (210) (216) (247) (520)
 ITEM 310 PRIME COAT (300) (316)
 ITEM 316 SURFACE TREATMENTS (210) (300) (302)
 ITEM 500 MOBILIZATION
 ITEM 502 BARRICADES, SIGNS AND TRAFFIC HANDLING
 ITEM 662 WORK ZONE PAVEMENT MARKINGS (666) (668) (672) (677)
 ITEM 666 REFLECTORIZED PAVEMENT MARKINGS (316) (318) (502) (662) (677) (678)

SPECIAL PROVISIONS: SPECIAL PROVISIONS WILL GOVERN AND TAKE PRECEDENCE OVER THE SPECIFICATIONS ENUMBERED HEREON WHEREVER IN CONFLICT THEREWITH.

WAGE RATES

SPECIAL PROVISION TO ITEM 500 (500---011)
 SPECIAL PROVISION TO ITEM 502 (502---033)

SPECIAL SPECIFICATIONS:

ITEM 3267 DENSE-GRADED HOT-MIX ASPHALT (SMALL QUANTITY)

GENERAL: THE ABOVE-LISTED SPECIFICATION ITEMS ARE THOSE UNDER WHICH PAYMENT IS TO BE MADE. THESE, TOGETHER WITH SUCH OTHER PERTINENT ITEMS, IF ANY, AS MAY BE REFERRED TO IN THE ABOVE-LISTED SPECIFICATION ITEMS, AND INCLUDING THE SPECIAL PROVISIONS LISTED ABOVE, CONSTITUTE THE COMPLETE SPECIFICATIONS FOR THIS PROJECT.

General Decision Number: TX150056 01/02/2015 TX56

Superseded General Decision Number: TX20140056

State: Texas

Construction Type: Highway

Counties: Austin, Brazoria, Chambers, Fort Bend, Galveston, Hardin, Harris, Jefferson, Liberty, Montgomery, Orange, San Jacinto and Waller Counties in Texas.

HIGHWAY CONSTRUCTION PROJECTS (excluding tunnels, building structures in rest area projects & railroad construction; bascule, suspension & spandrel arch bridges designed for commercial navigation, bridges involving marine construction; and other major bridges).

Note: Executive Order (EO) 13658 establishes an hourly minimum wage of \$10.10 for 2015 that applies to all contracts subject to the Davis-Bacon Act for which the solicitation is issued on or after January 1, 2015. If this contract is covered by the EO, the contractor must pay all workers in any classification listed on this wage determination at least \$10.10 (or the applicable wage rate listed on this wage determination, if it is higher) for all hours spent performing on the contract. The EO minimum wage rate will be adjusted annually. Additional information on contractor requirements and worker protections under the EO is available at www.dol.gov/whd/govcontracts.

Modification Number	Publication Date
0	01/02/2015

* SUTX2011-013 08/10/2011

	Rates	Fringes
CEMENT MASON/CONCRETE FINISHER (Paving and Structures).....	\$ 12.98	
ELECTRICIAN.....	\$ 27.11	
FORM BUILDER/FORM SETTER Paving & Curb.....	\$ 12.34	
Structures.....	\$ 12.23	
LABORER Asphalt Raker.....	\$ 12.36	
Flagger.....	\$ 10.33	
Laborer, Common.....	\$ 11.02	
Laborer, Utility.....	\$ 11.73	
Pipelayer.....	\$ 12.12	
Work Zone Barricade Servicer.....	\$ 11.67	
PAINTER (Structures).....	\$ 18.62	

POWER EQUIPMENT OPERATOR:

Asphalt Distributor.....	\$ 14.06
Asphalt Paving Machine.....	\$ 14.32
Broom or Sweeper.....	\$ 12.68
Concrete Pavement Finishing Machine.....	\$ 13.07
Concrete Paving, Curing, Float, Texturing Machine....	\$ 11.71
Concrete Saw.....	\$ 13.99
Crane, Hydraulic 80 Tons or less.....	\$ 13.86
Crane, Lattice boom 80 tons or less.....	\$ 14.97
Crane, Lattice boom over 80 Tons.....	\$ 15.80
Crawler Tractor.....	\$ 13.68
Excavator, 50,000 pounds or less.....	\$ 12.71
Excavator, Over 50,000 pounds.....	\$ 14.53
Foundation Drill, Crawler Mounted.....	\$ 17.43
Foundation Drill, Truck Mounted.....	\$ 15.89
Front End Loader 3 CY or Less.....	\$ 13.32
Front End Loader, Over 3 CY.	\$ 13.17
Loader/Backhoe.....	\$ 14.29
Mechanic.....	\$ 16.96
Milling Machine.....	\$ 13.53
Motor Grader, Fine Grade....	\$ 15.69
Motor Grader, Rough.....	\$ 14.23
Off Road Hauler.....	\$ 14.60
Pavement Marking Machine....	\$ 11.18
Piledriver.....	\$ 14.95
Roller, Asphalt.....	\$ 11.95
Roller, Other.....	\$ 11.57
Scraper.....	\$ 13.47
Spreader Box.....	\$ 13.58

Servicer.....\$ 13.97

Steel Worker

Reinforcing Steel.....	\$ 15.15
Structural Steel Welder.....	\$ 12.85
Structural Steel.....	\$ 14.39

TRUCK DRIVER

Low Boy Float.....	\$ 16.03
Single Axle.....	\$ 11.46
Single or Tandem Axle Dump..	\$ 11.48
Tandem Axle Tractor w/Semi Trailer.....	\$ 12.27

WELDERS - Receive rate prescribed for craft performing
operation to which welding is incidental.

=====

Unlisted classifications needed for work not included within the scope of the classifications listed may be added after award only as provided in the labor standards contract clauses (29CFR 5.5 (a) (1) (ii)).

The body of each wage determination lists the classification and wage rates that have been found to be prevailing for the cited type(s) of construction in the area covered by the wage determination. The classifications are listed in alphabetical order of "identifiers" that indicate whether the particular rate is a union rate (current union negotiated rate for local), a survey rate (weighted average rate) or a union average rate (weighted union average rate).

Union Rate Identifiers

A four letter classification abbreviation identifier enclosed in dotted lines beginning with characters other than "SU" or "UAVG" denotes that the union classification and rate were prevailing for that classification in the survey. Example: PLUM0198-005 07/01/2014. PLUM is an abbreviation identifier of the union which prevailed in the survey for this classification, which in this example would be Plumbers. 0198 indicates the local union number or district council number where applicable, i.e., Plumbers Local 0198. The next number, 005 in the example, is an internal number used in processing the wage determination. 07/01/2014 is the effective date of the most current negotiated rate, which in this example is July 1, 2014.

Union prevailing wage rates are updated to reflect all rate changes in the collective bargaining agreement (CBA) governing this classification and rate.

Survey Rate Identifiers

Classifications listed under the "SU" identifier indicate that no one rate prevailed for this classification in the survey and the published rate is derived by computing a weighted average rate based on all the rates reported in the survey for that classification. As this weighted average rate includes all rates reported in the survey, it may include both union and non-union rates. Example: SULA2012-007 5/13/2014. SU indicates the rates are survey rates based on a weighted average calculation of rates and are not majority rates. LA indicates the State of Louisiana. 2012 is the year of survey on which these classifications and rates are based. The next number, 007 in the example, is an internal number used in producing the wage determination. 5/13/2014 indicates the survey completion date for the classifications and rates under that identifier.

Survey wage rates are not updated and remain in effect until a

new survey is conducted.

Union Average Rate Identifiers

Classification(s) listed under the UAVG identifier indicate that no single majority rate prevailed for those classifications; however, 100% of the data reported for the classifications was union data. EXAMPLE: UAVG-OH-0010 08/29/2014. UAVG indicates that the rate is a weighted union average rate. OH indicates the state. The next number, 0010 in the example, is an internal number used in producing the wage determination. 08/29/2014 indicates the survey completion date for the classifications and rates under that identifier.

A UAVG rate will be updated once a year, usually in January of each year, to reflect a weighted average of the current negotiated/CBA rate of the union locals from which the rate is based.

WAGE DETERMINATION APPEALS PROCESS

1.) Has there been an initial decision in the matter? This can be:

- * an existing published wage determination
- * a survey underlying a wage determination
- * a Wage and Hour Division letter setting forth a position on a wage determination matter
- * a conformance (additional classification and rate) ruling

On survey related matters, initial contact, including requests for summaries of surveys, should be with the Wage and Hour Regional Office for the area in which the survey was conducted because those Regional Offices have responsibility for the Davis-Bacon survey program. If the response from this initial contact is not satisfactory, then the process described in 2.) and 3.) should be followed.

With regard to any other matter not yet ripe for the formal process described here, initial contact should be with the Branch of Construction Wage Determinations. Write to:

Branch of Construction Wage Determinations
Wage and Hour Division
U.S. Department of Labor
200 Constitution Avenue, N.W.
Washington, DC 20210

2.) If the answer to the question in 1.) is yes, then an interested party (those affected by the action) can request review and reconsideration from the Wage and Hour Administrator (See 29 CFR Part 1.8 and 29 CFR Part 7). Write to:

Wage and Hour Administrator
U.S. Department of Labor

200 Constitution Avenue, N.W.
Washington, DC 20210

~~The request should be accompanied by a full statement of the~~
interested party's position and by any information (wage
payment data, project description, area practice material,
etc.) that the requestor considers relevant to the issue.

3.) If the decision of the Administrator is not favorable, an
interested party may appeal directly to the Administrative
Review Board (formerly the Wage Appeals Board). Write to:

Administrative Review Board
U.S. Department of Labor
200 Constitution Avenue, N.W.
Washington, DC 20210

4.) All decisions by the Administrative Review Board are final.

=====

END OF GENERAL DECISION

SPECIAL PROVISIONS

SPECIAL PROVISION**500---011
Mobilization**

For this project, Item **Error! Reference source not found.**, "Mobilization," of the Standard Specifications, is hereby amended with respect to the clauses cited below, and no other clauses or requirements of this Item are waived or changed hereby.

Article 500.1. Description is supplemented by the following:

Work for this Item includes submissions required by the Contract.

Article 500.3. Payment, Section A is voided and replaced by the following:

A. Payment will be made upon presentation of a paid invoice for the payment or performance bonds and required insurance. The combined payment for bonds and insurance will be no more than 10% of the mobilization lump sum or 1% of the total Contract amount, whichever is less. However, payment will be made for the actual cost of the paid invoice when the combined payment for bonds and insurance exceeds 10% of the mobilization lump sum or 1% of the total Contract amount, whichever is less.

Article 500.3. Payment, Section F is voided and replaced by the following:

F. Upon final acceptance, 97% of the mobilization lump sum bid will be paid. Previous payments under this Item will be deducted from this amount.

Article 500.3. Payment is supplemented by the following:

G. Payment for the remainder of the lump sum bid for "Mobilization" will be made after all submittals are received, final quantities have been determined and when any separate vegetative establishment and maintenance, test and performance periods provided for in the Contract have been successfully completed.

SPECIAL PROVISION**502---033****Barricades, Signs, and Traffic Handling**

For this project, Item 502, "Barricades, Signs, and Traffic Handling," of the Standard Specifications, is hereby amended with respect to the clauses cited below, and no other clauses or requirements of this Item are waived or changed hereby.

Article 502.4. Payment, Section C. Maximum Total Payment Prior to Acceptance **is voided and replaced by the following:**

C. Maximum Total Payment Prior to Acceptance. The total payment for this Item will not exceed 10% of the total Contract amount before final acceptance in accordance with Article 5.8, "Final Acceptance." The remaining balance will be paid in accordance with Section 502.4.E, "Balance Due."

SPECIAL SPECIFICATIONS

SPECIAL SPECIFICATION

3267

Dense-Graded Hot-Mix Asphalt (Small Quantity)

3267.1. Description. Construct a hot-mix asphalt (HMA) pavement layer composed of a compacted, dense-graded mixture of aggregate and asphalt binder mixed hot in a mixing plant. This specification is intended for small quantity (SQ) HMA projects, typically under 5,000 tons total production.

3267.2. Materials. Furnish uncontaminated materials of uniform quality that meet the requirements of the plans and specifications.

Notify the Engineer of all material sources. Notify the Engineer before changing any material source or formulation. When the Contractor makes a source or formulation change, the Engineer will verify that the specification requirements are met and may require a new laboratory mixture design, trial batch, or both. The Engineer may sample and test project materials at any time during the project to verify specification compliance in accordance with Item 6, "Control of Materials."

A. Aggregate. Furnish aggregates from sources that conform to the requirements shown in Table 1 and as specified in this Section. Aggregate requirements in this Section, including those shown in Table 1, may be modified or eliminated when shown on the plans. Additional aggregate requirements may be specified when shown on the plans. Provide aggregate stockpiles that meet the definitions in this Section for coarse, intermediate, or fine aggregate. Aggregate from reclaimed asphalt pavement (RAP) is not required to meet Table 1 requirements unless otherwise shown on the plans. Supply aggregates that meet the definitions in Tex-100-E for crushed gravel or crushed stone. The Engineer will designate the plant or the quarry as the sampling location. Samples must be from materials produced for the project. The Engineer will establish the surface aggregate classification (SAC) and perform Los Angeles abrasion, magnesium sulfate soundness, and Micro-Deval tests. Perform all other aggregate quality tests listed in Table 1. Document all test results on the mixture design report. The Engineer may perform tests on independent or split samples to verify Contractor test results. Stockpile aggregates for each source and type separately. Determine aggregate gradations for mixture design and production testing based on the washed sieve analysis given in Tex-200-F, Part II.

1. **Coarse Aggregate.** Coarse aggregate stockpiles must have no more than 20% material passing the No. 8 sieve. Aggregate from sources listed in the Department's *Bituminous Rated Source Quality Catalog* (BRSQC) located at <http://www.txdot.gov/business/resources/producer-list.html> are preapproved for use.

For sources not listed on the Department's BRSQC:

- build an individual stockpile for each material;
- request the Department test the stockpile for specification compliance; and
- once approved, do not add material to the stockpile unless otherwise approved.

Use only the rated values for hot mix listed in the BRSQC. Rated values for surface treatment (ST) do not apply to coarse aggregate sources used in hot mix. Provide aggregate from non-listed sources only when tested by the Engineer and approved before use. Allow 30 calendar days for the Engineer to sample, test, and report results for non-listed sources.

Provide coarse aggregate with at least the minimum SAC as shown on the plans. SAC requirements apply only to aggregates used on the surface of travel lanes. SAC requirements apply to aggregates used on surfaces other than travel lanes when shown on the plans. The SAC for sources on the Department's Aggregate Quality Monitoring Program (AQMP) is listed in the BRSQC.

- a. **Blending Class A and Class B Aggregates.** Class B aggregate meeting all other requirements in Table 1 may be blended with a Class A aggregate in order to meet requirements for Class A materials. When blending Class A and B aggregates to meet a Class A requirement, ensure that at least 50% by weight of the material retained on the No. 4 sieve comes from the Class A aggregate source. Blend by volume if the bulk specific gravities of the Class A and B aggregates differ by more than 0.300. For blending purposes, coarse aggregate from RAP and Recycled Asphalt Shingles (RAS) will be considered as Class B aggregate.

When the Contractor blends Class A and B aggregates to meet a Class A requirement, the Engineer may perform tests at any time during production to ensure that at least 50% by weight of the material retained on the No. 4 sieve comes from the Class A aggregate source. In such cases where the Engineer elects to verify conformance, the Engineer will use the Department's mix design Excel template to calculate the percent of Class A aggregate retained on the No. 4 sieve by inputting the bin percentages shown from readouts in the control room at the time of production and stockpile gradations measured at the time of production. The Engineer may determine the gradations based on either washed or dry sieve analysis from samples obtained from individual aggregate cold feed bins or aggregate stockpiles. The Engineer may perform spot checks using the gradations supplied by the Contractor on the mixture design report as an input for the Excel template; however, a failing spot check will require confirmation with a stockpile gradation determined by the Engineer.

2. **Intermediate Aggregate.** Aggregates not meeting the definition of coarse or fine aggregate will be defined as intermediate aggregate. When used, supply intermediate aggregates that are free from organic impurities.

The Engineer may test the intermediate aggregate in accordance with Tex-408-A to verify the material is free from organic impurities. When used, supply intermediate aggregate from coarse aggregate sources that meet the requirements shown in Table 1 unless otherwise approved.

If 10% or more of the stockpile is retained on the No. 4 sieve, test the stockpile and verify that it meets the requirements in Table 1 for coarse aggregate angularity (Tex-460-A) and flat and elongated particles (Tex-280-F).

3. **Fine Aggregate.** Fine aggregates consist of manufactured sands, screenings, and field sands. Fine aggregate stockpiles must meet the gradation requirements in Table 2. Supply fine aggregates that are free from organic impurities. The Engineer may test the fine aggregate in accordance with Tex-408-A to verify the material is free from organic impurities. At most 15% of the total aggregate may be field sand or other uncrushed fine aggregate. With the exception of field sand, use fine aggregate from coarse aggregate sources that meet the requirements shown in Table 1 unless otherwise approved.
- If 10% or more of the stockpile is retained on the No. 4 sieve, test the stockpile and verify that it meets the requirements in Table 1 for coarse aggregate angularity (Tex-460-A) and flat and elongated particles (Tex-280-F).

Table 1
Aggregate Quality Requirements

Property	Test Method	Requirement
Coarse Aggregate		
SAC	AQMP	As shown on plans
Deleterious material, %, max	Tex-217-F, Part I	1.5
Decantation, %, max	Tex-217-F, Part II	1.5
Micro-Deval abrasion, %, max	Tex-461-A	Note 1
Los Angeles abrasion, %, max	Tex-410-A	40
Magnesium sulfate soundness, 5 cycles, %, max	Tex-411-A	30
Coarse aggregate angularity, 2 crushed faces, %, min	Tex-460-A, Part I	85 ²
Flat and elongated particles @ 5:1, %, max	Tex-280-F	10
Fine Aggregate		
Linear shrinkage, %, max	Tex-107-E	3
Combined Aggregate³		
Sand equivalent, %, min	Tex-203-F	45

1. Not used for acceptance purposes. Optional test used by the Engineer as an indicator of the need for further investigation

2. Only applies to crushed gravel.

3. Aggregates, without mineral filler, RAP, RAS, or additives, combined as used in the job-mix formula (JMF).

Table 2
Gradation Requirements for Fine Aggregate

Sieve Size	% Passing by Weight or Volume
3/8"	100
#8	70-100
#200	0-30

- B. Mineral Filler.** Mineral filler consists of finely divided mineral matter, such as agricultural lime, crusher fines, hydrated lime, or fly ash. Mineral filler is allowed unless otherwise shown on the plans.

Do not use more than 2% mineral hydrated lime unless otherwise shown on the plans. If a substitute binder is used, do not use more than 1% hydrated lime unless otherwise shown on the plans or allowed by the Engineer. Test all mineral fillers except hydrated lime and

fly ash in accordance with Tex-107-E to ensure specification compliance. The plans may require or disallow specific mineral fillers. When used, provide mineral filler that:

- is sufficiently dry, free-flowing, and free from clumps and foreign matter;
- does not exceed 3% linear shrinkage when tested in accordance with Tex-107-E; and
- meets the gradation requirements in Table 3.

Table 3
Gradation Requirements for Mineral Filler

Sieve Size	% Passing by Weight or Volume
#8	100
#200	55-100

- C. **Baghouse Fines.** Fines collected by the baghouse or other dust-collecting equipment may be reintroduced into the mixing drum.
- D. **Asphalt Binder.** Furnish the type and grade of performance-graded (PG) asphalt specified on the plans.
- E. **Tack Coat.** Furnish CSS-1H, SS-1H, or a PG binder with a minimum high-temperature grade of PG 58 for tack coat binder in accordance with Item 300, "Asphalts, Oils, and Emulsions." Specialized or preferred tack coat materials may be allowed by the Engineer or required when shown on the plans. Do not dilute emulsified asphalts at the terminal, in the field, or at any other location before use.
- The Engineer will obtain at least one sample of the tack coat binder per project in accordance with Tex-500-C, Part III, and test it to verify compliance with Item 300. The Engineer will obtain the sample from the asphalt distributor immediately before use.
- F. **Additives.** Use the type and rate of additive specified when shown on the plans. Other additives that facilitate mixing, compaction, or improve the quality of the mixture may be allowed when approved. Provide the Engineer with documentation such as the bill of lading showing the quantity of additives used in the project unless otherwise directed.
1. **Lime and Liquid Antistripping Agent.** When lime or a liquid antistripping agent is used, add in accordance with Item 301, "Asphalt Antistripping Agents." Do not add lime directly into the mixing drum of any plant where lime is removed through the exhaust stream unless the plant has a baghouse or dust collection system that reintroduces the lime into the drum.
 2. **Warm Mix Asphalt (WMA).** Warm Mix Asphalt (WMA) is defined as HMA that is produced within a target temperature discharge range of 215°F and 275°F using Department-approved WMA additives or processes. The Department's Material Producer List of WMA additives and processes is located at <http://www.txdot.gov/business/resources/producer-list.html>.
WMA is allowed for use on all projects and is required when shown on plans. The maximum placement or target discharge temperature for WMA may be set at a value less than 275°F when shown on the plans.
Department-approved WMA additives or processes may be used to facilitate mixing and compaction of HMA produced at target discharge temperatures greater than 275°F; however, such mixtures will not be defined as WMA.
- G. **Recycled Materials.** Use of RAP and RAS is permitted unless otherwise shown on the plans. Do not exceed the maximum allowable percentages of RAP and RAS shown in Table 4. The allowable percentages shown in Table 4 may be decreased or increased

when shown on the plans. Determine asphalt content and gradation of the RAP and RAS stockpiles for mixture design purposes in accordance with Tex-236-F. The Engineer may verify the asphalt content of the stockpiles at any time during production. Perform other tests on RAP and RAS when shown on the plans. Asphalt binder from RAP and RAS is designated as recycled asphalt binder. When RAP or RAS is used, calculate and ensure that the ratio of the recycled asphalt binder to total binder does not exceed the percentages shown in Table 5 during mixture design and HMA production. During HMA production, use a separate cold feed bin for each stockpile of RAP and RAS.

Surface, intermediate, and base mixes referenced in Tables 4 and 5 are defined as follows:

- "Surface" mixes are the final lift or riding surface of the pavement structure;
- Intermediate" mixes are non-surface mixtures placed less than or equal to 8 inches from the riding surface; and
- "Base" mixes are non-surface mixtures placed greater than 8 inches from the riding surface.

1. **RAP.** RAP is salvaged, milled, pulverized, broken, or crushed asphalt pavement. Crush or break RAP so that 100% of the particles pass the 2 in. sieve.

Use of Contractor-owned RAP including HMA plant waste is permitted unless otherwise shown on the plans. Department-owned RAP stockpiles are available for the Contractor's use when the stockpile locations are shown on the plans. If Department-owned RAP is available for the Contractor's use, the Contractor may use Contractor-owned fractionated RAP and replace it with an equal quantity of Department-owned RAP. This allowance does not apply to a Contractor using unfractionated RAP. Department-owned RAP generated through required work on the Contract is available for the Contractor's use when shown on the plans. Perform any necessary tests to ensure Contractor- or Department-owned RAP is appropriate for use. The Department will not perform any tests or assume any liability for the quality of the Department-owned RAP unless otherwise shown on the plans. The Contractor will retain ownership of RAP generated on the project when shown on the plans. Fractionated RAP is defined as having two or more RAP stockpiles, divided into coarse and fine fractions.

The coarse RAP stockpile will contain only material retained by processing over a 3/8 in. screen or 1/2 in. screen unless otherwise approved. The fine RAP stockpile will contain only material passing the 3/8 in. screen or 1/2 in. screen unless otherwise approved. The Engineer may allow the Contractor to use an alternate to the 3/8 in. screen or 1/2 in. screen to fractionate the RAP. The maximum percentages of fractionated RAP may be comprised of coarse or fine fractionated RAP or the combination of both coarse and fine fractionated RAP.

Do not use Department- or Contractor-owned RAP contaminated with dirt or other objectionable materials. Do not use Department- or Contractor-owned RAP if the decantation value exceeds 5% and the plasticity index is greater than 8. Test the stockpiled RAP for decantation in accordance with Tex-406-A, Part I. Determine the plasticity index in accordance with Tex-106-E if the decantation value exceeds 5%. The decantation and plasticity index requirements do not apply to RAP samples with asphalt removed by extraction or ignition.

Do not intermingle Contractor-owned RAP stockpiles with Department-owned RAP stockpiles. Remove unused Contractor-owned RAP material from the project site upon completion of the project. Return unused Department-owned RAP to the designated stockpile location.

Table 4
Maximum Allowable Amounts of RAP¹

Maximum Allowable Fractionated RAP ² (%)			Maximum Allowable Unfractionated RAP ³ (%)		
Surface	Intermediate	Base	Surface	Intermediate	Base
20.0	30.0	40.0	10.0	10.0	10.0

1. Must also meet the recycled binder to total binder ratio shown in Table 5.
2. Up to 5% RAS may be used separately or as a replacement for fractionated RAP.
3. Unfractionated RAP may not be combined with fractionated RAP or RAS.

2. **RAS.** Use of post-manufactured RAS or post-consumer RAS (tear-offs) is permitted unless otherwise shown on the plans. Up to 5% RAS may be used separately or as a replacement for fractionated RAP in accordance with Table 4 and Table 5. RAS is defined as processed asphalt shingle material from manufacturing of asphalt roofing shingles or from re-roofing residential structures. Post-manufactured RAS is processed manufacturer's shingle scrap by-product. Post-consumer RAS is processed shingle scrap removed from residential structures. Comply with all regulatory requirements stipulated for RAS by the Texas Commission on Environmental Quality (TCEQ). RAS may be used separately or in conjunction with RAP. Process the RAS by ambient grinding or granulating such that 100% of the particles pass the 3/8 in. sieve when tested in accordance with Tex-200-F, Part I. Perform a sieve analysis on processed RAS material prior to extraction (or ignition) of the asphalt. Add sand meeting the requirements of Table 1 and Table 2 or fine RAP to RAS stockpiles if needed to keep the processed material workable. For any stockpile that contains RAS, the entire stockpile will be considered a RAS stockpile and be limited to no more than 5.0% of the HMA mixture in accordance with Table 4. Certify compliance of the RAS with DMS-11000, "Evaluating and Using Nonhazardous Recyclable Materials (NRM) Guidelines." If the RAS has not come into contact with any hazardous materials, treat it as an established NRM. Use RAS from shingle sources on the Department's Material Producer List located at <http://www.txdot.gov/business/resources/producer-list.html>. Prior to use, remove substantially all materials that are not part of the shingle, such as wood, paper, metal, plastic, and felt paper. Determine the deleterious content of RAS material for mixture design purposes in accordance with Tex-217-F, Part III. Do not use RAS if deleterious materials are more than 0.5% of the stockpiled RAS unless otherwise approved. Submit a sample for approval to the Engineer prior to submitting the mixture design. The Department will perform the testing for deleterious material of RAS to determine specification compliance.

- H. Substitute Binders.** Unless otherwise shown on the plans, the Contractor may use a substitute PG binder listed in Table 5 in lieu of the PG binder originally specified, if the substitute PG binder and mixture made with the substitute PG binder meet the following:
- the substitute binder meets the specification requirements for the substitute binder grade in accordance with Section 300.2.J, "Performance-Graded Binders";
 - the substitute binder has an un-aged dynamic shear value less than or equal to 2.00 kPa and an RTFO aged dynamic shear value less than or equal to 5.00 kPa at the PG test temperature; and
 - the mixture has less than 10.0 mm of rutting on the Hamburg Wheel test (Tex-242-F) after the number of passes required for the originally specified binder. Use of substitute PG binders may only be allowed at the discretion of the Engineer if the Hamburg Wheel test results are between 10.0 mm and 12.5 mm.

Table 5
Allowable Substitute PG Binders and Maximum Recycled Binder Ratios

Originally Specified PG Binder	Allowable Substitute PG Binder	Maximum Ratio of Recycled Binder ¹ to Total Binder (%)		
		Surface	Intermediate	Base
HMA				
76-22 ²	70-22 or 64-22	20.0	20.0	20.0
	70-28 or 64-28	30.0	35.0	40.0
70-22 ²	64-22	20.0	20.0	20.0
	64-28 or 58-28	30.0	35.0	40.0
64-22 ²	58-28	30.0	35.0	40.0
76-28 ²	70-28 or 64-28	20.0	20.0	20.0
	64-34	30.0	35.0	40.0
70-28 ²	64-28 or 58-28	20.0	20.0	20.0
	64-34 or 58-34	30.0	35.0	40.0
64-28 ²	58-28	20.0	20.0	20.0
	58-34	30.0	35.0	40.0
WMA ³				
76-22 ²	70-22 or 64-22	30.0	35.0	40.0
70-22 ²	64-22 or 58-28	30.0	35.0	40.0
64-22 ⁴	58-28	30.0	35.0	40.0
76-28 ²	70-28 or 64-28	30.0	35.0	40.0
70-28 ²	64-28 or 58-28	30.0	35.0	40.0
64-28 ⁴	58-28	30.0	35.0	40.0

1. Combined recycled binder from RAP and RAS.

2. Use no more than 20.0% recycled binder when using this originally specified PG binder.

3. WMA as defined in Section 3267.2.F.2, "Warm Mix Asphalt (WMA)."

4. When used with WMA, this originally specified PG binder is allowed for use at the maximum recycled binder ratios shown in this table.

3267.3. Equipment. Provide required or necessary equipment in accordance with Item 320, "Equipment for Asphalt Concrete Pavement."

3267.4. Construction. Produce, haul, place, and compact the specified paving mixture. In addition to tests required by the specification, Contractors may perform other QC tests as deemed necessary. At any time during the project, the Engineer may perform production and placement tests as deemed necessary in accordance with Item 5, "Control of the Work." On or before the first day of paving, schedule and participate in a pre-paving meeting with the Engineer unless otherwise directed.

- A. Certification.** Personnel certified by the Hot Mix Asphalt Center Certification Program must conduct all mixture designs, sampling, and testing in accordance with Table 6. Supply the Engineer with a list of certified personnel and copies of their current certificates before beginning production and when personnel changes are made. Provide a mixture design that is developed and signed by a Level 2 certified specialist.

Table 6
Test Methods, Test Responsibility, and Minimum Certification Levels

Test Description	Test Method	Contractor	Engineer	Level
1. Aggregate and Recycled Material Testing				
Sampling	Tex-400-A	✓	✓	1A
Dry sieve	Tex-200-F, Part I	✓	✓	1A
Washed sieve	Tex-200-F, Part II	✓	✓	1A
Deleterious material	Tex-217-F, Parts I & III	✓	✓	1A
Decantation	Tex-217-F, Part II	✓	✓	1A
Los Angeles abrasion	Tex-410-A		✓	
Magnesium sulfate soundness	Tex-411-A		✓	
Micro-Deval abrasion	Tex-461-A		✓	
Coarse aggregate angularity	Tex-460-A	✓	✓	2
Flat and elongated particles	Tex-280-F	✓	✓	2
Linear shrinkage	Tex-107-E	✓	✓	2
Sand equivalent	Tex-203-F	✓	✓	2
Organic impurities	Tex-408-A	✓	✓	2
2. Asphalt Binder & Tack Coat Sampling				
Asphalt binder sampling	Tex-500-C, Part II	✓	✓	1A/1B
Tack coat sampling	Tex-500-C, Part III	✓	✓	1A/1B
3. Mix Design & Verification				
Design and JMF changes	Tex-204-F	✓	✓	2
Mixing	Tex-205-F	✓	✓	2
Molding (TGC)	Tex-206-F	✓	✓	1A
Molding (SGC)	Tex-241-F	✓	✓	1A
Laboratory-molded density	Tex-207-F	✓	✓	1A
VMA ¹ (calculation only)	Tex-204-F	✓	✓	2
Rice gravity	Tex-227-F	✓	✓	1A
Ignition oven correction factors ²	Tex-236-F	✓	✓	2
Indirect tensile strength	Tex-226-F	✓	✓	2
Hamburg wheel test	Tex-242-F	✓	✓	2
Boil test	Tex-530-C	✓	✓	1A
4. Production Testing				
Mixture sampling	Tex-222-F	✓	✓	1A
Molding (TGC)	Tex-206-F		✓	1A
Molding (SGC)	Tex-241-F		✓	1A
Laboratory-molded density	Tex-207-F		✓	1A
VMA ¹ (calculation only)	Tex-204-F		✓	1A
Rice gravity	Tex-227-F		✓	1A
Gradation & asphalt content ²	Tex-236-F		✓	1A
Moisture content	Tex-212-F		✓	1A
Hamburg Wheel test	Tex-242-F		✓	2
Boil test	Tex-530-C		✓	1A
5. Placement Testing				
Trimming roadway cores	Tex-207-F	✓	✓	1A/1B
In-place air voids	Tex-207-F		✓	1A/1B
Establish rolling pattern	Tex-207-F	✓		1B
Ride quality measurement	Tex-1001-S	✓	✓	Note 3

1. Voids in mineral aggregates.

2. Refer to Section 3267.4.1.3 for exceptions to using an ignition oven.

3. Profiler and operator are required to be certified at the Texas Transportation Institute facility when Surface Test Type B is specified.

- B. Reporting, Testing, and Responsibilities.** Use Department-provided Excel templates to record and calculate all test data pertaining to the mixture design. The Engineer will use Department Excel templates for any production and placement testing. Obtain the latest version of the Excel templates at <http://www.txdot.gov/inside-txdot/forms-publications/consultants-contractors/forms/site-manager.html> or from the Engineer. The maximum allowable time for the Engineer to exchange test data with the Contractor is as given in Table 7 unless otherwise determined. The Engineer will immediately report

to the Contractor any test result that requires suspension of production or placement or that fails to meet the specification requirements.

Subsequent mix placed after test results are available to the Contractor, which require suspension of operations, may be considered unauthorized work. Unauthorized work will be accepted or rejected at the discretion of the Engineer in accordance with Section 5.3, "Conformity with Plans, Specifications, and Special Provisions."

Table 7
Reporting Schedule

Description	Reported By	Reported To	To Be Reported Within
<i>Production Testing</i>			
Gradation Asphalt content Laboratory-molded density VMA (calculation) Hamburg wheel test Moisture content Boil test Binder tests	Engineer	Contractor	1 working day of completion of the test
<i>Placement Testing</i>			
In-place air voids	Engineer	Contractor	1 working day of completion of the test ¹

1. 2 days are allowed if cores cannot be dried to constant weight within 1 day.

C. Mixture Design.

1. **Design Requirements.** The Contractor may elect to design the mixture using a Texas Gyrotory Compactor (TGC) or a Superpave Gyrotory Compactor (SGC) unless otherwise shown on the plans. Use the typical weight design example given in Tex-204-F, Part I, when using a TGC. Use the Superpave mixture design procedure given in Tex-204-F, Part IV, when using a SGC. Design the mixture to meet the requirements listed in Tables 1, 2, 3, 4, 5, 8, 9, and 10.

- a. **Target Laboratory Molded Density When The TGC Is Used.** Design the mixture at a 96.5% target laboratory-molded density or as noted in Table 9. The target laboratory-molded density may be increased in 0.5% increments, not to exceed 97.0%, at the Contractor's discretion.
- b. **Design Number of Gyration (Ndesign) When The SGC Is Used.** Design the mixture at 50 gyrations (Ndesign). Use a target laboratory-molded density of 96.0% to design the mixture; however, adjustments can be made to the Ndesign value as noted in Table 9. The Ndesign level may be reduced to no less than 35 gyrations at the Contractor's discretion.

Use an approved laboratory to perform the Hamburg Wheel test and provide results with the mixture design, or provide the laboratory mixture and request that the Department perform the Hamburg Wheel test.

The Department maintains the Material Producer List of approved laboratories located at <http://www.txdot.gov/business/resources/producer-list.html>. The Engineer will be allowed 10 working days to provide the Contractor with Hamburg Wheel test results on the laboratory mixture design.

The Engineer will provide the mixture design when shown on the plans. The Contractor may submit a new mixture design at any time during the project. The Engineer will verify and approve all mixture designs (JMF1) before the Contractor can begin production.

Provide the Engineer with a mixture design report using the Department-provided Excel template. Include the following items in the report:

- the combined aggregate gradation, source, specific gravity, and percent of each material used;
- asphalt content and aggregate gradation of RAP and RAS stockpiles;
- the target laboratory-molded density (or Ndesign level when using the SGC);
- results of all applicable tests;
- the mixing and molding temperatures;
- the signature of the Level 2 person or persons that performed the design;
- the date the mixture design was performed; and
- a unique identification number for the mixture design.

Table 8
Master Gradation Limits (% Passing by Weight or Volume)
and VMA Requirements

Sieve Size	A Coarse Base	B Fine Base	C Coarse Surface	D Fine Surface	F Fine Mixture
2"	100.0 ¹	—	—	—	—
1-1/2"	98.0–100.0	100.0 ¹	—	—	—
1"	78.0–94.0	98.0–100.0	100.0 ¹	—	—
3/4"	64.0–85.0	84.0–98.0	95.0–100.0	100.0 ¹	—
1/2"	50.0–70.0	—	—	98.0–100.0	100.0 ¹
3/8"	—	60.0–80.0	70.0–85.0	85.0–100.0	98.0–100.0
#4	30.0–50.0	40.0–60.0	43.0–63.0	50.0–70.0	70.0–90.0
#8	22.0–36.0	29.0–43.0	32.0–44.0	35.0–46.0	38.0–48.0
#30	8.0–23.0	13.0–28.0	14.0–28.0	15.0–29.0	12.0–27.0
#50	3.0–19.0	6.0–20.0	7.0–21.0	7.0–20.0	6.0–19.0
#200	2.0–7.0	2.0–7.0	2.0–7.0	2.0–7.0	2.0–7.0
Design VMA, % Minimum					
—	12.0	13.0	14.0	15.0	16.0
Production (Plant-Produced) VMA, % Minimum					
—	11.0	12.0	13.0	14.0	15.0

1. Defined as maximum sieve size. No tolerance allowed.

Table 9
Laboratory Mixture Design Properties

Mixture Property	Test Method	Requirement
Target laboratory-molded density, %(TGC)	Tex-207-F	96.5 ¹
Design gyrations (N _{design} for SGC)	Tex-241-F	50 ²
Indirect tensile strength (dry), psi	Tex-226-F	85–200 ³
Boil test ⁴	Tex-530-C	—

1. May be adjusted in 0.5% increments within a range of 96.0% to 97.5% when shown on the plans or specification or when mutually agreed between the Engineer and Contractor.

2. May be adjusted within a range of 35–100 gyrations when shown on the plans or specification or when mutually agreed between the Engineer and Contractor.

3. The Engineer may allow the IDT strength to exceed 200 psi if the corresponding Hamburg Wheel rut depth is greater than 3.0 mm and less than 12.5 mm.

4. Used to establish baseline for comparison to production results. May be waived when approved.

Table 10
Hamburg Wheel Test Requirements

High-Temperature Binder Grade	Test Method	Minimum # of Passes ¹ @ 12.5 mm ² Rut Depth, Tested @ 50°C
PG 64 or lower	Tex-242-F	10,000
PG 70		15,000
PG 76 or higher		20,000

1. May be decreased or waived when shown on the plans.

2. When the rut depth at the required minimum number of passes is less than 3 mm, the Engineer may require the Contractor to increase the target laboratory-molded density (TGC) by 0.5% to no more than 97.5% or lower the N_{design} level (SGC) to no less than 35 gyrations.

2. **Job-Mix Formula Approval.** The job-mix formula (JMF) is the combined aggregate gradation, target laboratory molded density (or N_{design} level), and target asphalt percentage used to establish target values for hot mix production. JMF1 is the original laboratory mixture design used to produce the trial batch. When WMA is used, JMF1 may be designed and submitted to the Engineer without including the WMA additive. When WMA is used, document the additive or process used and recommend rate on the JMF1 submittal. Furnish the Engineer a mix design report (JMF1) with representative samples of all component materials and request approval to produce the trial batch. If opting to have the Department perform the Hamburg Wheel test on the laboratory mixture, provide the Engineer with approximately 10,000 g of the design mixture and request that the Department perform the Hamburg Wheel test. The Engineer will verify JMF1 based on plant-produced mixture from the trial batch unless otherwise determined. The Engineer may accept an existing mixture design previously used on a Department project and may waive the trial batch to verify JMF1. Provide the Engineer with split samples of the mixtures and blank samples used to determine the ignition oven correction factors. The Engineer will determine the aggregate and asphalt correction factors from the ignition oven used for production testing in accordance with Tex-236-F.

The Engineer will use a TGC calibrated in accordance with Tex-914-F in molding production samples. If the SGC is used to design the mix, provide an SGC at the Engineer's field laboratory for use in molding production samples.

The Engineer may perform Tex-530-C and retain the tested sample for comparison purposes during production. The Engineer may waive the requirement for the boil test.

3. **JMF Field Adjustments.** If JMF adjustments are necessary to achieve the specified requirements, the adjusted JMF must:

- be provided to the Engineer in writing before the start on a new lot;
- be numbered in sequence to the previous JMF;
- meet the mixture requirements in Table 4 and Table 5;
- meet the master gradation limits shown in Table 8; and
- be within the operational tolerances of the current JMF listed in Table 11.

The Engineer may adjust the asphalt content to maintain desirable laboratory density near the optimum value while achieving other mix requirements.

Table 11
Operational Tolerances

Description	Test Method	Allowable Difference Between Trial Batch and JMF1 Target	Allowable Difference from Current JMF Target
Individual % retained for #8 sieve and larger	Tex-200-F or Tex-236-F	Must be Within Master Grading Limits in Table 8	$\pm 5.0^{1,2}$
Individual % retained for sieves smaller than #8 and larger than #200			$\pm 3.0^{1,2}$
% passing the #200 sieve			$\pm 2.0^{1,2}$
Asphalt content, %	Tex-236-F	± 0.5	$\pm 0.3^2$
Laboratory-molded density, %	Tex-207-F	± 1.0	± 1.0
VMA, %, min	Tex-204-F	Note 3	Note 3

1. When within these tolerances, mixture production gradations may fall outside the master grading limits; however, the % passing the #200 will be considered out of tolerance when outside the master grading limits.

2. Only applies to mixture produced for Lot 1 and higher.

3. Mixture is required to meet Table 8 requirements.

- D. Production Operations.** Perform a new trial batch when the plant or plant location is changed. Take corrective action and receive approval to proceed after any production suspension for noncompliance to the specification. Submit a new mix design and perform a new trial batch when the asphalt content of:

- either RAP stockpile used in the mix is more than 0.5% higher than the value shown on the mixture design report; or
- RAS stockpile used in the mix is more than 2.0% higher than the value shown on the mixture design report.

1. **Storage and Heating of Materials.** Do not heat the asphalt binder above the temperatures specified in Item 300, "Asphalts, Oils, and Emulsions," or outside the manufacturer's recommended values. On a daily basis, provide the Engineer with the records of asphalt binder and hot-mix asphalt discharge temperatures (in legible and discernible increments) in accordance with Item 320, "Equipment for Asphalt Concrete Pavement." Do not store mixture for a period long enough to affect the quality of the mixture, nor in any case longer than 12 hr. unless otherwise approved.

2. **Mixing and Discharge of Materials.** Notify the Engineer of the target discharge temperature and produce the mixture within 25°F of the target. Monitor the temperature of the material in the truck before shipping to ensure that it does not exceed 350°F (or 275°F for WMA) and is not lower than 215°F. The Department will not pay for or allow placement of any mixture produced at more than 350°F. When WMA is required, produce the WMA within the target temperature discharge range of 215°F and 275°F. Take corrective action any time the discharge temperature of the WMA

exceeds the target discharge range. The Engineer may suspend production operations if the Contractor's corrective action is not successful at controlling the production temperature within the target discharge range. Note that when WMA is produced, it may be necessary to adjust burners to ensure complete combustion such that no burner fuel residue remains in the mixture.

Control the mixing time and temperature so that substantially all moisture is removed from the mixture before discharging from the plant. The Engineer may determine the moisture content by oven-drying in accordance with Tex-212-F, Part II, and verify that the mixture contains no more than 0.2% of moisture by weight. The Engineer will obtain the sample immediately after discharging the mixture into the truck, and will perform the test promptly.

- E. Hauling Operations.** Before use, clean all truck beds to ensure that mixture is not contaminated. When a release agent is necessary, use a release agent on the Department's Material Producer List to coat the inside bed of the truck. Use only equipment for hauling as defined in Section 3267.4.G.3.c, "Hauling Equipment." Other hauling equipment may be used when allowed by the Engineer.
- F. Placement Operations.** Collect haul tickets from each load of mixture delivered to the project and provide the Department's copy to the Engineer approximately every hour, or as directed by the Engineer. Unless otherwise directed, use a non-contact infrared thermometer to measure and record the internal temperature of the mixture as discharged from the truck or material transfer device prior to or as the mix enters the paver and an approximate station number or GPS coordinates on each ticket. Calculate the daily yield and cumulative yield for the specified lift and provide to the Engineer at the end of paving operations for each day unless otherwise directed. The Engineer may suspend production if the Contractor fails to produce and provide haul tickets and yield calculations by the end of paving operations for each day.
- Prepare the surface by removing raised pavement markers and objectionable material such as moisture, dirt, sand, leaves, and other loose impediments from the surface before placing mixture. Remove vegetation from pavement edges. Place the mixture to meet the typical section requirements and produce a smooth, finished surface with a uniform appearance and texture. Offset longitudinal joints of successive courses of hot mix by at least 6 in. Place mixture so that longitudinal joints on the surface course coincide with lane lines, or as directed. Ensure that all finished surfaces will drain properly.
- Place the mixture at the rate or thickness shown on the plans. The Engineer will use the guidelines in Table 12 to determine the compacted lift thickness of each layer when multiple lifts are required. The thickness determined is based on the rate of 110 lb./sq. yd. for each inch of pavement unless otherwise shown on the plans.

Table 12
Compacted Lift Thickness and Required Core Height

Mixture Type	Compacted Lift Thickness Guidelines		Minimum Untrimmed Core Height (in.) Eligible for Testing
	Minimum (in.)	Maximum (in.)	
A	3.00	6.00	2.00
B	2.50	5.00	1.75
C	2.00	4.00	1.50
D	1.50	3.00	1.25
F	1.25	2.50	1.25

- 1. Weather Conditions.** Place mixture when the roadway surface temperature is 60°F or higher unless otherwise approved. Measure the roadway surface temperature with a handheld infrared thermometer. The Engineer may allow mixture placement to begin prior to

the roadway surface reaching the required temperature requirements, if conditions are such that the roadway surface will reach the required temperature within 2 hours of beginning placement operations. Place mixtures only when weather conditions and moisture conditions of the roadway surface are suitable in the opinion of the Engineer. The Engineer may restrict the Contractor from paving if the ambient temperature is likely to drop below 32°F within 12 hours of paving.

2. **Tack Coat.** Clean the surface before placing the tack coat. Unless otherwise approved, apply tack coat uniformly at the rate directed by the Engineer. The Engineer will set the rate between 0.04 and 0.10 gal. of residual asphalt per square yard of surface area. Apply the tack coat in a uniform manner to avoid streaks and other irregular patterns. Apply a thin, uniform tack coat to all contact surfaces of curbs, structures, and all joints. Allow adequate time for emulsion to break completely prior to placing any material. Prevent splattering of tack coat when placed adjacent to curb, gutter, and structures. Roll the tack coat with a pneumatic-tire roller to remove streaks and other irregular patterns when directed.

3. **Lay-Down Operations.**

- a. **Windrow Operations.** When hot mix is placed in windrows, operate windrow pickup equipment so that substantially all the mixture deposited on the roadbed is picked up and loaded into the paver.
- b. **Hauling Equipment.** The Contractor may elect to use belly dumps, live bottom, or end dump trucks to haul and transfer mixture; however, with exception of paving miscellaneous areas, end dump trucks are only allowed when used in conjunction with an MTD with remixing capability unless otherwise allowed by the Engineer.
- c. **Screed Heaters.** If the paver stops for more than 5 minutes, turn off screed heaters to prevent overheating of the mat.

- G. **Compaction.** Uniformly compact the pavement to contain between 3.8% and 8.5% in-place air voids. When the in-place air voids exceed the range of 3.8% and 8.5%, take immediate corrective action to bring the operation within these tolerances. Areas defined in Section 3267.I.2 "Miscellaneous Areas," are not subject to in-place air void determination. In all other areas, the Engineer may obtain and test cores and may suspend operations or require removal and replacement if the in-place air voids are less than 2.7% or greater than 9.9%. The Engineer will allow paving to resume when the proposed corrective action is likely to yield between 3.8% and 8.5% in-place air voids.

Furnish the type, size, and number of rollers required for compaction as approved. Use a pneumatic-tire roller to seal the surface unless excessive pickup of fines occurs. Use additional rollers as required to remove any roller marks. Use only water or an approved release agent on rollers, tamps, and other compaction equipment unless otherwise directed.

On the first day of production, use the control strip method given in Tex-207-F, Part IV, to establish the rolling pattern that will produce the desired in-place air voids unless otherwise directed.

Use tamps to thoroughly compact the edges of the pavement along curbs, headers, and similar structures and in locations that will not allow thorough compaction with rollers.

The Engineer may require rolling with a trench roller on widened areas, in trenches, and in other limited areas.

Complete all compaction operations before the pavement temperature drops below 160°F unless otherwise allowed. The Engineer may allow compaction with a light finish roller operated in static mode for pavement temperatures below 160°F.

Allow the compacted pavement to cool to 160°F or lower before opening to traffic unless otherwise directed. When directed, sprinkle the finished mat with water or limewater to expedite opening the roadway to traffic.

H. Production Acceptance.

1. **Production Lot.** Each day of production is defined as a production lot. Lots will be sequentially numbered and will correspond to each new day of production. Note that lots are not subdivided into sublots for this specification.
2. **Production Sampling.**
 - a. **Mixture Sampling.** The Engineer may obtain mixture samples in accordance with Tex-222-F at any time during production.
 - b. **Asphalt Binder Sampling.** The Engineer may obtain or require the Contractor to obtain 1 qt. samples of the asphalt binder at any time during production from a port located immediately upstream from the mixing drum or pug mill in accordance with Tex-500-C, Part II. The Engineer may test any of the asphalt binder samples to verify compliance with Item 300, "Asphalts, Oils, and Emulsions."
3. **Production Testing.** The Engineer will test at the frequency listed in the Department's Guide Schedule of Sampling and Testing and this specification. The Engineer may suspend production if production tests do not meet specifications or are not within operational tolerances listed in Table 11. If the Engineer's laboratory-molded density on any sample is less than 95.0% or greater than 98.0%, take immediate corrective action to bring the mixture within these tolerances. The Engineer may suspend operations if the Contractor's corrective actions do not produce acceptable results. The Engineer will allow production to resume when the proposed corrective action is likely to yield acceptable results.

If the aggregate mineralogy is such that Tex-236-F does not yield reliable results, the Engineer may use alternate methods for determining the asphalt content and aggregate gradation. Use the applicable test procedure if an alternate test method is selected.

Table 13
Production and Placement Testing

Description	Test Method
Individual % retained for #8 sieve and larger	Tex-200-F or Tex-236-F
Individual % retained for sieves smaller than #8 and larger than #200	
% passing the #200 sieve	
Laboratory-molded density	Tex-207-F
Laboratory-molded bulk specific gravity	
In-Place air voids	
VMA	Tex-204-F
Moisture content	Tex-212-F, Part II
Theoretical maximum specific (Rice) gravity	Tex-227-F

Description	Test Method
Asphalt content	Tex-236-F
Hamburg Wheel test	Tex-242-F
Recycled Asphalt Shingles (RAS) ¹	Tex-217-F, Part III
Asphalt binder sampling and testing	Tex-500-C
Tack coat sampling and testing	Tex-500-C, Part III
Boil test	Tex-530-C

1. Testing performed by the Construction Division or designated laboratory.

- a. **Voids in Mineral Aggregates (VMA).** The Engineer may determine the VMA for any production lot. Take immediate corrective action if the VMA value for any lot is less than the minimum VMA requirement for production listed in Table 8. Suspend production and shipment of the mixture if the Engineer's VMA result is more than 0.5% below the minimum VMA requirement for production listed in Table 8. In addition to suspending production, the Engineer may require removal and replacement or may allow the lot to be left in place without payment.
- b. **Hamburg Wheel Test.** The Engineer may perform a Hamburg Wheel test at any time during production, including when the boil test indicates a change in quality from the materials submitted for JMF1. In addition to testing production samples, the Engineer may obtain cores and perform Hamburg Wheel tests on any areas of the roadway where rutting is observed. When the production or core samples fail the Hamburg Wheel test criteria in Table 10, suspend production until further Hamburg Wheel tests meet the specified values. Core samples, if taken, will be obtained from the center of the finished mat or other areas excluding the vehicle wheel paths. The Engineer may require up to the entire lot of any mixture failing the Hamburg Wheel test to be removed and replaced at the Contractor's expense.

If the Department's or approved laboratory's Hamburg Wheel test results in a "remove and replace" condition, the Contractor may request that the Department confirm the results by retesting the failing material. The Construction Division will perform the Hamburg Wheel tests and determine the final disposition of the material in question based on the Department's test results.

4. **Individual Loads of Hot Mix.** The Engineer can reject individual truckloads of hot mix. When a load of hot mix is rejected for reasons other than temperature, contamination, or excessive uncoated particles, the Contractor may request that the rejected load be tested. Make this request within 4 hr. of rejection. The Engineer will sample and test the mixture. If test results are within the operational tolerances shown in Table 11, payment will be made for the load. If test results are not within operational tolerances, no payment will be made for the load and the Engineer may require removal.

I. Placement Acceptance.

1. **Placement Lot.** A placement lot is defined as the area placed during a production lot (one day's production). Placement lot numbers will correspond with production lot numbers.
2. **Miscellaneous Areas.** Miscellaneous areas include areas that typically involve significant handwork or discontinuous paving operations, such as temporary detours, driveways, mailbox turnouts, crossovers, gores, spot level-up areas, and other similar areas. Temporary

detours are subject to in-place air void determination when shown on the plans. Miscellaneous areas also include level-ups and thin overlays when the layer thickness specified on the plans is less than the minimum untrimmed core height eligible for testing shown in Table 12. The specified layer thickness is based on the rate of 110 lb./sq. yd. for each inch of pavement unless another rate is shown on the plans. Compact miscellaneous areas in accordance with Section 3267.4.G, "Compaction." Miscellaneous areas are not subject to in-place air void determination.

3. **Placement Sampling.** Provide the equipment and means to obtain and trim roadway cores on site. On site is defined as in close proximity to where the cores are taken. Obtain the cores within 1 working day of the time the placement lot is completed unless otherwise approved. Unless otherwise shown on the plans, obtain two 6-in. diameter cores side-by-side at each location selected by the Engineer for in-place air void determination. For Type D and Type F mixtures, 4-in. diameter cores are allowed. Mark the cores for identification, measure and record the untrimmed core height, and provide the information to the Engineer. The Engineer will witness the coring operation and measurement of the core thickness. Visually inspect each core and verify that the current paving layer is bonded to the underlying layer. If an adequate bond does not exist between the current and underlying layer, take corrective action to ensure that an adequate bond will be achieved during subsequent placement operations.

Immediately after obtaining the cores from the roadway, trim the cores in accordance with Tex-207-F if the core heights meet the minimum untrimmed values listed in Table 12. Trim the cores on site in the presence of the Engineer. Use a permanent marker or paint pen to record the date and lot number on each core as well as the designation as Core A or B. The Engineer may require additional information to be marked on the core and may choose to sign or initial the core. The Engineer will take custody of the cores immediately after they are trimmed and will retain custody of the cores until the Department's testing is completed. Prior to turning the trimmed cores over to the Engineer, the Contractor may elect to wrap the trimmed cores or secure them in a manner that will reduce the risk of possible damage occurring during transport by the Engineer. After testing, the Engineer will return the cores to the Contractor.

The Engineer may elect to have the cores transported back to the Department's laboratory at the HMA plant via the Contractor's haul truck or other designated vehicle. In such cases where the cores will be out of the Engineer's possession during transport, the Engineer will use the Construction Division's protocol to provide a secure means and process that protects the integrity of the cores during transport.

In lieu of the Contractor trimming the cores on site immediately after coring, the Engineer and the Contractor may mutually agree to have the trimming operations performed at an alternate location such as a field laboratory or other similar location. In such cases, the Engineer will take possession of the cores immediately after they are obtained from the roadway and will retain custody of the cores until testing is completed. Either the Department or Contractor representative may perform trimming of the cores. The Engineer will witness all trimming operations in cases where the Contractor representative performs the trimming operation.

Immediately after obtaining the cores, dry the core holes and tack the sides and bottom. Fill the hole with the same type of mixture and properly compact the mixture. Repair core holes with other methods when approved.

4. **Placement Testing.** The Engineer may measure in-place air voids at any time during the project to verify specification compliance.
 - a. **In-Place Air Voids.** The Engineer will measure in-place air voids in accordance with Tex-207-F and Tex-227-F. Cores not meeting the height requirements in Table 12 will not be tested. Before drying to a constant weight, cores may be pre-dried using a Corelok or similar vacuum device to remove excess moisture. The Engineer will use the corresponding theoretical maximum specific gravity to determine the air void content of each core. The Engineer will use the average air void content of the two cores to determine the in-place air voids at the selected location.

The Engineer will use the vacuum method to seal the core if required by Tex-207-F. The Engineer will use the test results from the unsealed core to if the sealed core yields a higher specific gravity than the unsealed core. After determining the in-place air void content, the Engineer will return the cores and provide test results to the Contractor.

5. **Irregularities.** Identify and correct irregularities including but not limited to segregation, rutting, raveling, flushing, fat spots, mat slippage, irregular color, irregular texture, roller marks, tears, gouges, streaks, uncoated aggregate particles, or broken aggregate particles. The Engineer may also identify irregularities, and in such cases, the Engineer will promptly notify the Contractor. If the Engineer determines that the irregularity will adversely affect pavement performance, the Engineer may require the Contractor to remove and replace (at the Contractor's expense) areas of the pavement that contain irregularities and areas where the mixture does not bond to the existing pavement. If irregularities are detected, the Engineer may require the Contractor to immediately suspend operations or may allow the Contractor to continue operations for no more than 1 day while the Contractor is taking appropriate corrective action.
6. **Ride Quality.** Use Surface Test Type A to evaluate ride quality in accordance with Item 585, "Ride Quality for Pavement Surfaces," unless otherwise shown on the plans.

3267.5. Measurement. Hot mix will be measured by the ton of composite hot mix, which includes asphalt, aggregate, and additives. Measure the weight on scales in accordance with Item 520, "Weighing and Measuring Equipment."

3267.6. Payment. The work performed and materials furnished in accordance with this Item and measured as provided under Article 3267.5, "Measurement," will be paid for at the unit price bid for "Dense Graded Hot-Mix Asphalt (SQ)" of the type, surface aggregate classification, and binder specified. These prices are full compensation for surface preparation; materials including tack coat; placement; equipment; labor; tools; and incidentals.

Trial batches will not be paid for unless they are included in pavement work approved by the Department.

Pay adjustment for ride quality if applicable will be determined in accordance with Item 585, "Ride Quality for Pavement Surfaces."

[illegible]

JEFFERSON COUNTY

ESTIMATE AND QUANTITY

SHEET 1 OF 1

DESIGN	J.D.
CHECKED	D.R.

REVISED 4/8/2015

THE AMERICAN INSTITUTE OF ARCHITECTS

AIA Document A310 Bid Bond

KNOW ALL MEN BY THESE PRESENTS, THAT WE LD Construction

148 S Dowlen Rd PMB 694

Beaumont

TX

77707

as Principal, hereinafter called the Principal, and Merchants Bonding Company (Mutual)

2100 Fleur Drive

Des Moines

IA

50321-1158

a corporation duly organized under the laws of the State of IA

as Surety, hereinafter called the Surety, are held and firmly bound unto Jefferson County Purchasing Department

1001 Pearl Street, 3rd Floor

Beaumont

TX

77701

as Obligor, hereinafter called the Obligor, in the sum of Five Percent of Amount Bid

Dollars (\$ 5%),

for the payment of which sum well and truly to be made, the said Principal and the said Surety, bind ourselves, our heirs, executors, administrators, successors and assigns, jointly and severally, firmly by these presents.

WHEREAS, the Principal has submitted a bid for Road Improvements for Jefferson County IFB 15-008/JW-Overlay & Sealcoat of Various Roads in Jefferson County

NOW, THEREFORE, if the Obligor shall accept the bid of the Principal and the Principal shall enter into a Contract with the Obligor in accordance with the terms of such bid, and give such bond or bonds as may be specified in the bidding or Contract Documents with good and sufficient surety for the faithful performance of such Contract and for the prompt payment of labor and materials furnished in the prosecution thereof, or in the event of the failure of the Principal to enter such Contract and give such bond or bonds, if the Principal shall pay to the Obligor the difference not to exceed the penalty hereof between the amount specified in said bid and such larger amount for which the Obligor may in good faith contract with another party to perform the Work covered by said bid, then this obligation shall be null and void, otherwise to remain in full force and effect.

Signed and sealed this 14th day of April, 2015

LD Construction

(Principal)

(Seal)

By: Pamela Dodson

Pamela Dodson

Owner

(Title)

Merchants Bonding Company (Mutual)

(Surety)

(Seal)

By: Melissa J. Johnson

Attorney-in-Fact Melissa J. Johnson

(Title)

MERCHANTS
BONDING COMPANYTM
POWER OF ATTORNEY

Know All Persons By These Presents, that MERCHANTS BONDING COMPANY (MUTUAL) and MERCHANTS NATIONAL BONDING, INC., both being corporations duly organized under the laws of the State of Iowa (herein collectively called the "Companies"), and that the Companies do hereby make, constitute and appoint, Individually,

Binnie B Stevison; Catherine Sue Moss; J Cory Williams; Melissa J Johnson; Molly Painter; Nancy M Bernard

of Lake Charles and State of Louisiana their true and lawful Attorney-in-Fact, with full power and authority hereby conferred in their name, place and stead, to sign, execute, acknowledge and deliver in their behalf as surety any and all bonds, undertakings, recognizances or other written obligations in the nature thereof, subject to the limitation that any such Instrument shall not exceed the amount of:

SIX MILLION (\$6,000,000.00) DOLLARS


and to bind the Companies thereby as fully and to the same extent as if such bond or undertaking was signed by the duly authorized officers of the Companies, and all the acts of said Attorney-in-Fact, pursuant to the authority herein given, are hereby ratified and confirmed.

This Power-of-Attorney is made and executed pursuant to and by authority of the following By-Laws adopted by the Board of Directors of the Merchants Bonding Company (Mutual) on April 23, 2011 and adopted by the Board of Directors of Merchants National Bonding, Inc., on October 24, 2011.

"The President, Secretary, Treasurer, or any Assistant Treasurer or any Assistant Secretary or any Vice President shall have power and authority to appoint Attorneys-in-Fact, and to authorize them to execute on behalf of the Company, and attach the seal of the Company thereto, bonds and undertakings, recognizances, contracts of indemnity and other writings obligatory in the nature thereof.

The signature of any authorized officer and the seal of the Company may be affixed by facsimile or electronic transmission to any Power of Attorney or Certification thereof authorizing the execution and delivery of any bond, undertaking, recognizance, or other suretyship obligations of the Company, and such signature and seal when so used shall have the same force and effect as though manually fixed."

In Witness Whereof, the Companies have caused this Instrument to be signed and sealed this 3rd day of December, 2013.



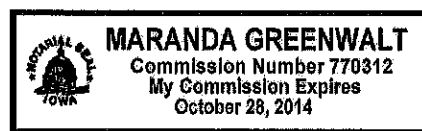
MERCHANTS BONDING COMPANY (MUTUAL)
MERCHANTS NATIONAL BONDING, INC.

By *Larry Taylor*
President

STATE OF IOWA
COUNTY OF POLK ss.

On this 3rd day of December, 2013, before me appeared Larry Taylor, to me personally known, who being by me duly sworn did say that he is President of the MERCHANTS BONDING COMPANY (MUTUAL) and MERCHANTS NATIONAL BONDING, INC.; and that the seals affixed to the foregoing instrument is the Corporate Seals of the Companies; and that the said Instrument was signed and sealed in behalf of the Companies by authority of their respective Boards of Directors.

In Testimony Whereof, I have hereunto set my hand and affixed my Official Seal at the City of Des Moines, Iowa, the day and year first above written.




Maranda Greenwalt

Notary Public, Polk County, Iowa

STATE OF IOWA
COUNTY OF POLK ss.

I, William Warner, Jr., Secretary of the MERCHANTS BONDING COMPANY (MUTUAL) and MERCHANTS NATIONAL BONDING, INC., do hereby certify that the above and foregoing is a true and correct copy of the POWER-OF-ATTORNEY executed by said Companies, which is still in full force and effect and has not been amended or revoked.

In Witness Whereof, I have hereunto set my hand and affixed the seal of the Companies on this 14th day of April, 2015.



William Warner Jr.
Secretary

POA 0014 (11/11)



Arthur J. Gallagher & Co.

Proposed Surety Companies A.M. Best's Ratings

Proposed Sureties	A. M. Best's Rating
Merchants Bonding Company	A (VII)

The above A.M. Best Rating was verified on the date the proposal document was created.

Guide to Best Ratings Rating Levels and Categories

Level	Category	Level	Category	Level	Category
A++, A+	Superior	B, B-	Fair	D	Poor
A, A-	Excellent	C++, C+	Marginal	E	Under Regulatory Supervision
B++, B+	Good	C, C-	Weak	F	In Liquidation
S					Suspended

Financial Size Categories (In \$000 of Reported Policyholders' Surplus Plus Conditional Reserve Funds)

FSC I		Up to	1,000	FSC IX	250,000	to	500,000
FSC II	1,000	to	2,000	FSC X	500,000	to	750,000
FSC III	2,000	to	5,000	FSC XI	750,000	to	1,000,000
FSC IV	5,000	to	10,000	FSC XII	1,000,000	to	1,250,000
FSC V	10,000	to	25,000	FSC XIII	1,250,000	to	1,500,000
FSC VI	25,000	to	50,000	FSC XIV	1,500,000	to	2,000,000
FSC VII	50,000	to	100,000	FSC XV	2,000,000	or more	
		FSC VIII	100,000	to	250,000		

Best's Insurance Reports, published annually by A.M. Best Company, Inc., presents comprehensive reports on the financial position, history, and transactions of insurance companies operating in the United States and Canada. Companies licensed to do business in the United States are assigned a Best's Rating which attempts to measure the comparative position of the company or association against industry averages.

A Best's Financial Strength Rating opinion addresses the relative ability of an insurer to meet its ongoing insurance obligations. It is not a warranty of a company's financial strength and ability to meet its obligations to policyholders. View the A.M. Best Important Notice: Best's Credit Ratings for a disclaimer notice and complete details at <http://www.ambest.com/ratings/notice>.

Best's Credit Ratings are under continuous review and subject to change and/or affirmation. For the latest Best's Credit Ratings and Best Credit Reports (which include Best Ratings), visit the A.M. Best website at <http://www.ambest.com>. See Guide to Best's Credit Ratings for explanation of use and charges. Copies of the Best's Insurance Reports for carriers listed above are also available upon request of your Gallagher representative.

Best's Credit Ratings reproduced herein appear under license from A.M. Best and do not constitute, either expressly or impliedly, an endorsement of (Licensee's publication or service) or its recommendations, formulas, criteria or comparisons to any other ratings, rating scales or rating organizations which are published or referenced herein. A.M. Best is not



Arthur J. Gallagher & Co.

responsible for transcription errors made in presenting Best's Credit Ratings. Best's Credit Ratings are proprietary and may not be reproduced or distributed without the express written permission of A.M. Best Company.

Gallagher companies use A.M. Best Company's rating services to evaluate the financial condition of insurers whose policies we propose to deliver. Gallagher companies make no representations and warranties concerning the solvency of any carrier, nor does it make any representation or warranty concerning the rating of the carrier which may change.

Arthur J. Gallagher Risk Management Services, Inc.
1490 Market Street | Suite 3
Lake Charles, LA 70601

p 337.478.5485
f 337.474.4418
t 800.256.8960
ajg.com



Arthur J. Gallagher & Co.

GUIDE TO BEST'S FINANCIAL STRENGTH RATINGS

A Best's Financial Strength Rating is an independent opinion of an insurer's financial strength and ability to meet its ongoing insurance policy and contract obligations. The rating is based on a comprehensive quantitative and qualitative evaluation of a company's balance sheet strength, operating performance and business profile.

Best's Financial Strength Ratings

	Rating	Descriptor	Definition
Secure	A++, A+	Superior	Assigned to companies that have, in our opinion, a superior ability to meet their ongoing insurance obligations.
	A, A-	Excellent	Assigned to companies that have, in our opinion, an excellent ability to meet their ongoing insurance obligations.
	B++, B+	Good	Assigned to companies that have, in our opinion, a good ability to meet their ongoing insurance obligations.
Vulnerable	B, B-	Fair	Assigned to companies that have, in our opinion, a fair ability to meet their ongoing insurance obligations. Financial strength is vulnerable to adverse changes in underwriting and economic conditions.
	C++, C+	Marginal	Assigned to companies that have, in our opinion, a marginal ability to meet their ongoing insurance obligations. Financial strength is vulnerable to adverse changes in underwriting and economic conditions.
	C, C-	Weak	Assigned to companies that have, in our opinion, a weak ability to meet their ongoing insurance obligations. Financial strength is very vulnerable to adverse changes in underwriting and economic conditions.
	D	Poor	Assigned to companies that have, in our opinion, a poor ability to meet their ongoing insurance obligations. Financial strength is extremely vulnerable to adverse changes in underwriting and economic conditions.
	E	Under Regulatory Supervision	Assigned to companies (and possibly their subsidiaries/affiliates) placed under a significant form of regulatory supervision, control or restraint - including cease and desist orders, conservatorship or rehabilitation, but not liquidation - that prevents conduct of normal, ongoing insurance operations.
	F	In Liquidation	Assigned to companies placed in liquidation by a court of law or by a forced liquidation.
	S	Suspended	Assigned to rated companies when sudden and significant events impact operations and rating implications cannot be evaluated due to a lack of timely or adequate information; or in cases where continued maintenance of the previously published rating opinion is in violation of evolving regulatory requirements.

Rating Modifiers

Modifier	Descriptor	Definition
u	Under Review	Indicates the rating may change in the near term, typically within six months. Generally is event driven, with positive, negative or developing implications.
pd	Public Data	Indicates rating assigned to insurer that chose not to participate in A.M. Best's interactive rating process. (Discontinued in 2010)
s	Syndicate	Indicates rating assigned to a Lloyd's syndicate.

Rating Outlooks

Indicates potential direction of a Best's Financial Strength Rating over an intermediate term, generally defined as 12 to 36 months.

Positive	Indicates possible rating upgrade due to favorable financial/market trends relative to the current rating level.
Negative	Indicates possible rating downgrade due to unfavorable financial/market trends relative to the current rating level.
Stable	Indicates low likelihood of a rating change due to stable financial/market trends.

Under Review Implications

Indicates the potential direction of a Best's Financial Strength Rating that is in Under Review status based on information currently available.

Positive	Indicates there is a reasonable likelihood the company's rating will be raised as a result of A.M. Best's analysis of a recent event.
Negative	Indicates there is a reasonable likelihood the company's rating will be lowered as a result of A.M. Best's analysis of a recent event.
Developing	Indicates there is uncertainty as to the final rating outcome, but there is a reasonable likelihood the company's rating will change as a result of A.M. Best's analysis of a recent event.

Not Rated Designation

NR: Assigned to companies that are not rated by A.M. Best.

Rating Disclosure

A Best's Financial Strength Rating opinion addresses the relative ability of an insurer to meet its ongoing insurance obligations. The ratings are not assigned to specific insurance policies or contracts and do not address any other risk, including, but not limited to, an insurer's claims-payment policies or procedures; the ability of the insurer to dispute or deny claims payment on grounds of misrepresentation or fraud; or any specific liability contractually borne by the policy or contract holder. A Best's Financial Strength Rating is not a recommendation to purchase, hold or terminate any insurance policy, contract or any other financial obligation issued by an insurer, nor does it address the suitability of any particular policy or contract for a specific purpose or purchaser. In arriving at a rating decision, A.M. Best relies on third-party audited financial data and/or other information provided to it. While this information is believed to be reliable, A.M. Best does not independently verify the accuracy or reliability of the information. For additional details, see A.M. Best's *Terms of Use* at www.ambest.com.

Best's Financial Strength Ratings are distributed via press release and/or the A.M. Best website at www.ambest.com and are published in the *Credit Rating Actions* section of *Best's Journal*™. Best's Financial Strength Ratings are proprietary and may not be reproduced without permission.



Important Disclosures

The proposal is an outline of certain terms and conditions of the surety program proposed by the insurers, based on the information provided by your company

We will not be operating in a fiduciary capacity, but only as your broker, obtaining a variety of bonds to protect the risks of your enterprise. We will seek to place bonds based upon your authorization. Contact us with questions on these or any other issues of concern.

Compensation Disclosure

One of the core values highlighted in The Gallagher Way states, "We are an Open Society," and our open society extends to the compensation Gallagher receives. In general, Gallagher may be compensated as follows:

1. Gallagher Companies are primarily compensated from the usual and customary commissions or fees received from the brokerage and servicing of insurance policies, annuity contracts, guarantee contracts and surety bonds (collectively "insurance coverages") handled for a client's account, which may vary from company to company and insurance coverage to insurance coverage. As permitted by law, Gallagher companies occasionally receive both commissions and fees.
2. In placing, renewing, consulting on or servicing your insurance coverages, Gallagher Companies may participate in contingent and supplemental commission arrangements with intermediaries and insurance companies. Contingent commissions provide for additional contingent compensation if underwriting, profitability, volume or retention goals are achieved. Such goals are typically based on the total amount of certain insurance coverages placed by Gallagher with the insurance company and/or through the intermediary, not on an individual policy basis. Some insurance markets, including Gallagher-owned intermediaries, have modified their commission schedule with Gallagher, resulting in an increase in some commission rates. These additional commissions, commonly referred to as "supplemental commissions" are known as of the effective date, but some insurance companies are paying this commission later and apart from when commission is normally paid at policy issuance. As a result, Gallagher may be considered to have an incentive to place your insurance coverages with a particular insurance company. **Note:** Upon request, your Gallagher representative can provide more specific market information regarding contingent and supplemental commission related to your insurance coverage.
3. Gallagher Companies may also receive investment income on fiduciary funds temporarily held by them, such as premiums or return premiums.
4. Gallagher Companies may access other facilities, including wholesalers, reinsurance intermediaries, captive managers, underwriting managers and others that act as intermediaries for both Gallagher and other brokers in the insurance marketplace. Gallagher Companies may own some of these facilities, in whole or in part. If such a facility was utilized in the placement of a client's account, the facility may have earned and retained customary brokerage commission or fees for its work.
5. Gallagher assists its customers in procuring premium finance quotes and unless prohibited by law may earn compensation for this value added service.
6. From time to time, Gallagher may participate in insurance company promotional events or training and development that insurers provide for Gallagher employees.
7. Gallagher strives to find appropriate coverage at a competitive price for our customers. In order to achieve these goals, we gather and analyze data about our customers and their insurance coverage. This data and the resulting analytical tools help us better understand the current marketplace, more accurately predict future trends and offer tailored solutions to our customers. The data may also be provided to insurers pursuant to consulting service agreements from which we earn fees.



Arthur J. Gallagher & Co.

If you have specific questions about the compensation received by Gallagher and its affiliates in relation to your insurance placements, please contact your Gallagher representative for more details.

In the event you wish to register a formal complaint regarding compensation Gallagher receives from insurers or third parties, please send an e-mail to Compensation_Complaints@ajg.com or send a letter to:

Compliance Officer
Arthur J. Gallagher & Co.
Two Pierce Place, 20th Floor
Itasca, IL 60143

Ratings & Criteria Center

 Welcome Back Melissa Johnson [My Member Center](#) | [Log Out](#)
[Regional Centers: Asia-Pacific](#) | [Canada](#) | [Europe, Middle East and Africa](#) | [Latin America](#) | [MENA & SCA](#)
[Home](#) | [About Us](#) | [Contact Us](#) | [Sitemap](#)

Ratings & Criteria

- » [Home](#)
- » [Credit Rating Releases](#)
- » [Methodology](#)
- » [Best's Credit Ratings +](#)
 - » [Financial Strength Rating](#)
 - » [Issuer Credit Rating](#)
 - » [Debt Rating](#)
 - » [National Scale Rating](#)
 - » [Advanced Search](#)
- » [About Best's Credit Ratings +](#)
- » [Get a Credit Rating +](#)
- » [Best's Special Reports](#)
- » [Add Best's Credit Ratings Search To Your Site](#)
- » [BestMark for Secure-Rated Insurers](#)
- » [Contact an Analyst](#)
- » [Awards and Recognitions](#)

News & Analysis

Products & Services

Industry Information

Corporate

Regulatory Affairs

Support & Resources

Conferences and Events

Find a Best's Credit Rating


A.M. Best Rating Services
[Contact Information](#)

View Rating Definitions

Rating Search:

[» Advanced Search](#)

Merchants Bonding Company (Mutual) (2)

A.M. Best #: 000594 NAIC #: 14494 FEIN #: 420410010

Domiciliary Address

2100 Fleur Drive
Des Moines, IA 50321-1158
United States

Web: www.merchantsbonding.com

Phone: 515-243-8171

Fax: 515-243-3854

Assigned to companies that have, in our opinion, an excellent ability to meet their ongoing insurance obligations.


Based on A.M. Best's analysis, 000594 - [Merchants Bonding Company \(Mutual\)](#) is the AMB Ultimate Parent and identifies the topmost entity of the corporate structure. View a list of [operating insurance entities](#) in this structure.

Best's Credit Ratings

Financial Strength Rating [View Definition](#)

Rating: A (Excellent)
Financial Size: VII (\$50 Million to \$100 Million)
Category: Stable
Outlook: Affirmed
Action: Affirmed
Effective Date: November 21, 2014
Initial Rating Date: June 30, 1953

Best's Credit Rating Analyst

Rating Issued by: A.M. Best Company, Inc.
Senior Financial Analyst: Gordon McLean
Assistant Vice President: Jennifer Marshall, CPCU, ARM

Disclosure Information

Long-Term Issuer Credit Rating [View Definition](#)

Long-Term: a
Outlook: Stable
Action: Affirmed
Effective Date: November 21, 2014
Initial Rating Date: May 30, 2007

Denotes Under Review Best's Rating


Related Financial and Analytical Data

The following links provide access to related data records that A.M. Best utilizes to provide financial and analytical data on a consolidated or branch basis.


AMB #	Company Name	Company Description
018618	Merchants Bonding Co (Mutual) Group (G)	Represents the A.M. Best Consolidated financials for the Property/ Casualty business of this legal entity.
	Rating Unit	

Reports and News

Visit Best's News and Analysis site for the latest [news and press releases](#) for this company and its A.M. Best Group.

 **AMB Credit Report** - Includes Best's Financial Strength Rating and rationale along with comprehensive analytical commentary, detailed business overview and key financial data.
Report Revision Date: 12/9/2014 (represents the latest significant change).

 Historical Reports are available in [AMB Credit Report Archive](#).

 **Best's Executive Summary Reports (Financial Overview)** - available in three versions, these presentation style reports feature balance sheet, income statement, key financial performance tests including profitability, liquidity and reserve analysis.
Data Status: 2015 Best's Statement File - P/C, US Contains data compiled as of 4/6/2015 Quality Cross Checked.

- [Single Company](#) - five years of financial data specifically on this company.
- [Comparison](#) - side-by-side financial analysis of this company with a peer group of up to five other companies you select.
- [Composite](#) - evaluate this company's financials against a peer group composite. Report displays both the average and total composite of your selected peer group.

 **Best's Key Rating Guide Presentation Report** - includes Best's Financial Strength Rating and financial data as provided in the most current edition of Best's Key Rating Guide products. (Quality Cross Checked).

Financial and Analytical Products

[Best's Insurance Reports - Online - P/C, US & Canada](#)
[Best's Key Rating Guide - P/C, US & Canada](#)
[Best's Statement File - P/C, US](#)
[Best's Executive Summary Report - Composite - Property/Casualty](#)
[Best's Executive Summary Report - Comparison - Property/Casualty](#)
[Best's Statement File - Global](#)

LD Construction
148 S. Dwyer Rd. PMB 684
Beaumont, TX 77707

SEALE BID

Road Improvements for Jefferson County
(County Transportation Infrastructure Fund)

IFB 15-068/JW

Jefferson County Purchasing Dept
1001 Pearl Street

3rd Floor

Beaumont, TX 77705



JEFFERSON COUNTY, TEXAS

PURCHASING DEPARTMENT

1001 Pearl Street – Third Floor
Beaumont, Texas 77701
409-835-8593 phone

ADDENDUM TO IFB

IFB Number: IFB 15-008/JW
IFB Title: Road Improvements for Jefferson County
(County Transportation Infrastructure Fund)
IFB Due: 11:00 am CDT, Tuesday, April 14, 2015
Addendum No.: 1
Issued (Date): April 8, 2015

TO BIDDER: This Addendum is an integral part of the IFB package under consideration by you as a Bidder in connection with the subject matter herein identified. Jefferson County deems all sealed proposals to have been proffered in recognition and consideration of the entire IFB package – **including all addenda.** For purposes of clarification, **receipt of this present Addendum by a Bidder should be evidenced by returning it (signed) as part of the Bidder's sealed proposal.** If the Proposal has already been received by the Jefferson County Purchasing Department, Bidder should return this addendum in a separate sealed envelope, clearly marked with the IFB Title, IFB Number, and Opening Date and Time, as stated above.

Reason for Issuance of this addendum: Revisions to Specifications (as follows).

The County shall require the bidder to furnish a bid security in the amount of five percent (5%) of the total contract cost. The bid bond must be executed with a surety company authorized to do business in the State of Texas. Within ten (10) days after the date of the signing of a contract, the bidder shall furnish a performance bond to the County for the full amount of the contract, if the contract exceeds one hundred thousand dollars (\$100,000). If the contract is for one hundred thousand dollars (\$100,000) or less, the County may provide that no money be paid to the contractor until completion and acceptance of the work or the fulfillment of the purchase obligation to the County.

The following modifications are made to the plans and contract documents:

- Sheet 9 of the plans is replaced with the new Sheet 9 attached to this addendum.
- The Bid Form in the specification package is replaced with the new Bid Form attached to this addendum.

The information included herein is hereby incorporated into the documents of this present Bid matter and supersedes any conflicting documents or portion thereof previously issued.

Receipt of this Addendum is hereby acknowledged by the undersigned Bidder:

ATTEST:

Witness

Witness

Approved by _____ Date: _____

Authorized Signature (Bidder)

Title of Person Signing Above

Typed Name of Business or Individual

Address

148 S. Spaulden Rd. PHO 604
Beaumont, TX 77707



April 10, 2015

Fran Lee, CPA
 Financial Manager
 Jefferson County, Texas
 1149 Pearl Street 7th Floor
 Beaumont, Tx 77701

**Re: Letter of Understanding (LOU) –
 GASB Actuarial Services**

Dear Mrs. Lee:

The purpose of this LOU is to outline the scope of services, projected timeline and costs associated with having Holmes Murphy & Associates (HMA) provide Jefferson County ("the County") with GASB Actuarial Services for plan year 2015. This agreement will commence May 1, 2015 for a period of one year and can be renewed annually in one-year increments at the discretion of the County. This agreement may be terminated at any time by either party with 30 days advance written notice.

Service Team

HMA has assembled a service team tailored to the needs of the County. Primary team members will include:

- Mark VanBuskirk – Chief Actuary (Lead)
- Beth Carlino – Senior Consultant, Client Service
- Preston Pomykal – Vice President

Scope of Services and Fee Structure

Holmes Murphy will work with the County to perform an actuarial GASB analysis.

The scope of work will include a GASB analysis and report from our Chief Actuary as well as recommendations for how to limit ongoing GASB liability. A sample of this report is included as Exhibit 1 of this agreement. The County will pay Holmes Murphy a fee of \$10,000 which will include all time and expense associated with this engagement.

**Authorization**

By signing below, each party agrees to the terms within this letter of understanding.

County _____

Signature _____

April 20, 2015
Date

Jeff R. Branick, Jefferson County Judge
Print Name and Title

HOLMES MURPHY & ASSOCIATES

Preston Pomykal, Vice President _____

4/16/2015
Date

Exhibit 1



GASB Sample Report.pdf



ATTEST
DATE

Chief Deputy
4/20/15



JEFFERSON COUNTY PURCHASING DEPARTMENT

Deborah Clark, Purchasing Agent

1149 Pearl Street, Beaumont, TX 77701 Phone: 409-835-8593 Fax: 409-835-8456

MEMORANDUM

To: Commissioners' Court

From: Deborah Clark
Purchasing Agent

A handwritten signature in dark ink, appearing to be "DC" or a stylized version of the name, is written over the printed name of Deborah Clark.

Date: April 13, 2015

Re: Disposal of Salvage Property

Consider and possibly approve disposition of salvage property as authorized by Local Government Code §263.152 (3), for broken or obsolete items.

Thank you.

JEFFERSON COUNTY, TEXAS
1149 PEARL STREET
BEAUMONT, TX 77701

DISPOSAL OF SALVAGE PROPERTY

April 20, 2015

DEPARTMENT	DESCRIPTION OF PROPERTY	SERIAL NO.	ASSET NO.
AGRICULTURE	METAL STORAGE CABINET		16332
AGRICULTURE	METAL STORAGE CABINET		16331
<i>contact person: Peggy Coleman</i>			
AUDITING	BROWN CHAIR		10582
<i>contact person: Fran Lee</i>			
COMMUNITY SUPERVISION	(5) OFFICE CHAIRS		
COMMUNITY SUPERVISION	DESK ATTACHMENTS (WOODEN)		
<i>contact person: Kristen Hancock</i>			
JUVENILE PROBATION	TRUE REFRIGERATOR	11528931	
<i>contact person: Edward Cockrell</i>			
PURCHASING	CHAIR		
<i>contact person: Sylvia Moore</i>			
SHERIFF	2-DRAWER FILE CABINET		
SHERIFF	4-DRAWER FILE CABINET		17948
SHERIFF	LARGE WOOD DESK		
SHERIFF	HP DESKJET 5650 PRINTER	MY37N3M2QK	28620
SHERIFF	SONY WALKMAN		6302
<i>contact person: Dana Aguiard</i>			

Approved by Commissioners' Court: _____



JEFFERSON COUNTY PURCHASING DIVISION

Deborah L. Clark, County Purchasing Agent

1149 Pearl Street, Beaumont, TX 77701 409-835-8593 Fax 409-835-8456

MEMORANDUM

To: Patrick Swain
County Auditor

From: Deborah Clark
Purchasing Agent

Date: April 15, 2015

Re: Purchasing Budget Amendment/2015

I am requesting a transfer \$1424.00 from 12010224151002 to 12010224156002. This is for a replacement computer.

Thank you for your attention to this matter.

14120 Newbrook Drive, Suite 100 - Chantilly, VA 20151

Duns #: 12-936-5420
Tax ID #: 33-0964088

PRICE QUOTATION

T: (800) 625-5468 x 38086

F: (310) 630-6518

jason.willett@pcmq.com

Jefferson County Auditors Off

Accounts Payable

1149 Pearl St., 7th Fl.

BEAUMONT, TX 77701

409-835-8447

\$1.095.00

S9073043

VANESSA LACHNEY

32228900

PURCHASING

14-Apr-15

4-May-15

QUOTE EXPIRES:

LN	QTY	MFR	PCMG NO.	MFR NO.	DESCRIPTION	CONTRACT	QUOTE PRICE	EXT. PRICE
1	1	DELL	13407580	701944689	BTO OPT 7020 MT 4590 3.3GHZ 4GB W7P64	BuyBoard 409-12	\$1,095.00	\$1,095.00
VA: UPS GROUND							SUBTOTAL:	\$1,095.00
					DELIVER TO: 1149 PEARL STREET			

ORDERING INSTRUCTIONS / SPECIAL NOTES

Please make your purchase order out to 'PCMG, Inc.' (i.e. *not* 'PCM', 'PC Mail', or 'Macmall').

P.O. must include the quote number (i.e. S123456), part numbers, a signature, and payment terms (Net 30).

Please *e-mail* (jason.willett@pcmg.com) or fax (310-630-6518 purchase order to 'Attn: JASON WILLETT. E-mail is preferred.

Software licenses: purchase orders must include an *e-mail address* and an end-user name, or order may be delayed.

PLEASE REMIT PAYMENT TO:
PCMG, Inc.
File 55327
Los Angeles, CA 90074-5327

Prices are subject to change without notice.

The attached quote was created on <https://www.publicsector.shidirect.com> by Vanessa Lachney.



Pricing Proposal

Quotation #:	9511432
Description:	MS Office Pro Plus 2013-Purchasing
Created On:	Apr-14-2015
Valid Until:	Apr-30-2015

Texas Govt

Vanessa Lachney

Phone: 4098358447

Fax:

Email: vlachney@co.jefferson.tx.us

All Prices are in US Dollar(USD)

Product	Qty	Your Price	Total
1 Microsoft Office Professional Plus 2013 - license Microsoft - Part#: 79P-04712 Note: DIR-SDD-2503 - Microsoft	1	\$328.20	\$328.20
Total			\$328.20

Additional Comments

Retrieve your quote:

<https://www.publicsector.shidirect.com/Quotes/QuoteInfo.aspx>

The Products offered under this proposal are subject to the SHI Return Policy, unless there is an existing agreement between SHI and the Customer.

Fran Lee

From: Shenita Keyes <skeyes@co.jefferson.tx.us>
Sent: Thursday, April 16, 2015 9:40 AM
To: 'Fran Lee'
Subject: Transfer of funds

Good Morning

Could you please transfer funds from account 120-6084-416-40-09 in the amount of \$1000.00 to account 120-6084-416-30-44? Purchase of Janitorial Supplies

Thanks Shenita Keyes
Maintenance Sec.

JEFFERSON COUNTY, TEXAS

FINANCIAL & OPERATING
STATEMENTS - COUNTY FUNDS ONLY

For the Month Ending February 28, 2015



Patrick Swain - County Auditor

PATRICK SWAIN
COUNTY AUDITOR
(409) 835-8500



1149 PEARL ST. - 7TH FLOOR
BEAUMONT, TEXAS 77701

April 9, 2015

Honorable Commissioners Court:
Judge Jeff R. Branick
Commissioner Eddie Arnold
Commissioner Brent Weaver
Commissioner Michael "Shane" Sinegal
Commissioner Everett "Bo" Alfred

Gentlemen:

In compliance with Section 114.023 of the Local Government Code, I herewith present the monthly report of the financial condition of Jefferson County as of February 28, 2015 together with the results of operations of the budget for the fifth period then ended.

Revenue:

Total budgeted revenue collected for the month ending February 28, 2015 is \$93,242,178. Budgeted Revenues are \$118,400,967 leaving \$25,158,789 in revenue to be collected in order to meet our budgetary revenue goals. Highlights of revenues are as follows:

Property Taxes:

Property tax collections are \$80,965,504 for the first five months of the year. This amount represents 98% of the budgeted amount of \$82,877,967.

Sales Taxes:

Thirty-three percent of budgeted revenue for sales taxes has been collected. Sales Tax revenue is budgeted to be \$21,450,000.

Page Two

Licenses & Permits:

Thirty-three percent of budgeted revenue from Licenses & Permits has been collected. Licenses & Permits are budgeted to be \$418,200 for the year.

Intergovernmental:

Thirty-three percent of Intergovernmental Revenue has been collected. Intergovernmental Revenue is budgeted to be \$1,574,315.

Fees:

Thirty-eight percent of the budgeted revenue for Fees has been collected. Revenue from Fees is budgeted to be \$10,110,620 for the year.

Fines and Forfeitures:

Thirty-three percent of Fines and Forfeitures have been collected. Revenues from Fines and Forfeitures are budgeted to be \$1,725,000.

Interest:

Forty-six percent of the budgeted revenue for Interest has been collected. Revenues from Interest are budgeted to be \$220,865.

Other Revenues:

Five percent of the budgeted revenue for Interest has been collected. Revenues from Interest are budgeted to be \$24,000.

Expenditures:


Overall for the County's budgeted funds, forty-one percent of the expenditures have been spent.

Page Three

Expenditures are budgeted to be \$123,714,056, which includes General Funds and debt service funds, excluding budgeted transfers of \$4,891,206 for the fiscal year ending September 30, 2015.

Please call me if you have any questions on the enclosed report.

Sincerely,

A handwritten signature in black ink, appearing to read 'P. Swain', with a stylized flourish at the end.

Patrick Swain
County Auditor

JEFFERSON COUNTY, TEXAS
FINANCIAL & OPERATING
STATEMENTS - COUNTY FUNDS ONLY
FOR THE THREE MONTHS ENDING FEBRUARY 28, 2015
TABLE OF CONTENTS

	<u>PAGE</u>
Consolidated Balance Sheet	1
Statement of Changes in Fund Balances	2
Statement of Revenues by Category - Compared with Budget Allocation	3
Statement of Revenues - Compared with Budget Allocation	4-5
Statement of Expenditures - Compared with Budget Allocation – 42% Budget Expended	6
Statement of Expenditures - Compared with Budget Allocation	7-8
Statement of Bonded Indebtedness	9
Statement of Transfers In and Out	10

Jefferson County, Texas
Consolidated Balance Sheet
For The Month Ending February 28, 2015

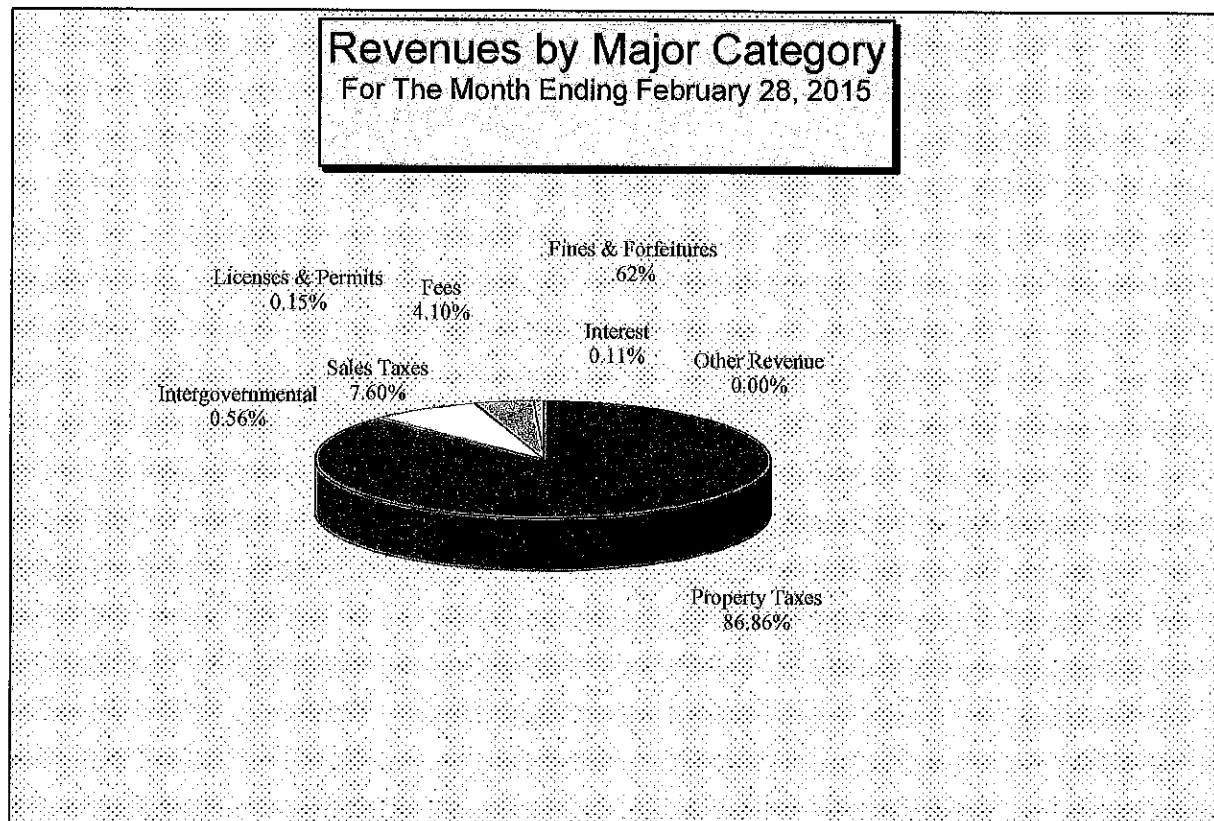
	General Funds	Special Revenue Funds	Capital Project Funds	Debt Service Funds	Enterprise Funds	Internal Service Funds	Total
<u>ASSETS</u>							
Cash and Cash Equivalents	\$ 89,590,180	16,502,939	11,984,770	6,111,203	(580,335)	255,139	\$ 123,863,896
Receivables & Prepaids	6,703,815	63,438	-	150,648	(98,194)	-	6,819,707
Intergovernmental Receivables	1,911,710	-	-	-	-	-	1,911,710
Due From Other Funds	150,000	-	-	-	-	-	150,000
Inventory	469,644	48,943	-	-	188,262	-	706,849
Other Assets	-	-	-	-	84,297,572	-	84,297,572
Total Assets	\$ 98,825,349	\$ 16,615,320	\$ 11,984,770	\$ 6,261,851	\$ 83,807,305	\$ 255,139	\$ 217,749,734
<u>LIABILITIES AND FUND BALANCE/EQUITY</u>							
Payables	\$ 3,119,551	490,101	-	-	67,933	2,253,759	\$ 5,931,344
Intergovernmental Payables	360	-	-	-	8	-	368
Due To Other Funds	-	-	-	-	-	-	-
Other Liabilities	7,549,140	82,625	-	132,947	393,124	-	8,157,836
Fund Balance/Equity	88,156,298	16,042,594	11,984,770	6,128,904	83,346,240	(1,998,620)	203,660,186
Total Liabilities and Fund Balance/Equity	\$ 98,825,349	\$ 16,615,320	\$ 11,984,770	\$ 6,261,851	\$ 83,807,305	\$ 255,139	\$ 217,749,734

Jefferson County, Texas
Statement of Changes in Fund Balances
For The Month Ending February 28, 2015

	Month Ending February 28, 2015				2/28/2015	
	Fund Balance	Receipts	Disbursements	Transfers In/(Out)	Prior Period Adjustment	Fund Balance
Jury Fund	\$ 353,874	\$ 103,480	\$ 60,514	\$ -	-	\$ 396,840
Road & Bridge Pct. 1	1,691,495	215,181	95,194	-	-	1,811,482
Road & Bridge Pct. 2	560,521	198,445	135,180	-	-	623,786
Road & Bridge Pct. 3	623,337	179,283	99,691	-	-	702,929
Road & Bridge Pct. 4	1,012,643	231,606	113,309	-	-	1,130,940
Engineering Fund	399,607	238,595	69,748	-	-	568,454
Parks & Recreation	125,634	40,543	6,162	-	-	160,015
General Fund	69,713,426	15,684,379	7,934,378	-	-	77,463,427
Mosquito Control Fund	1,126,947	442,615	105,111	-	-	1,464,451
Tobacco Settlement Fund	3,833,125	849	-	-	-	3,833,974
Total General Funds	79,440,609	17,334,976	8,619,287	-	-	88,156,298
Total Special Revenue Funds	16,289,556	1,236,286	1,483,248	-	-	16,042,594
Total Capital Project Funds	12,604,206	627,691	1,247,127	-	-	11,984,770
Total Debt Service Funds	4,604,434	1,524,470	-	-	-	6,128,904
Total Enterprise Funds	83,673,686	273,894	601,340	-	-	83,346,240
Total Internal Service Funds	(1,662,831)	1,236,172	1,571,961	-	-	(1,998,620)
Total Balances	\$ 194,949,660	\$ 22,233,489	\$ 13,522,963	\$ -	-	\$ 203,660,186

Jefferson County Texas
Statement of Revenues by Category - Compared with Budget Allocation
For The Month Ending February 28, 2015

Category	Cumulative Actual	Annual Budget	Unrealized Balance	Percentage Unrealized
Property Taxes	\$ 80,965,504	\$ 82,877,967	\$ 1,912,463	2.31%
Sales Taxes	7,089,753	21,450,000	14,360,247	66.95%
Licenses & Permits	138,110	418,200	280,090	66.98%
Intergovernmental	525,345	1,574,315	1,048,970	66.63%
Fees	3,847,854	10,110,620	6,262,766	61.94%
Fines & Forfeitures	573,742	1,725,000	1,151,258	66.74%
Interest	100,636	220,865	120,229	54.44%
Other Revenue	1,234	24,000	22,766	94.86%
	<u>\$ 93,242,178</u>	<u>\$ 118,400,967</u>	<u>\$ 25,158,789</u>	<u>21.25%</u>



Jefferson County, Texas
Statement of Revenues - Compared With Budget Allocation
For The Month Ending February 28, 2015

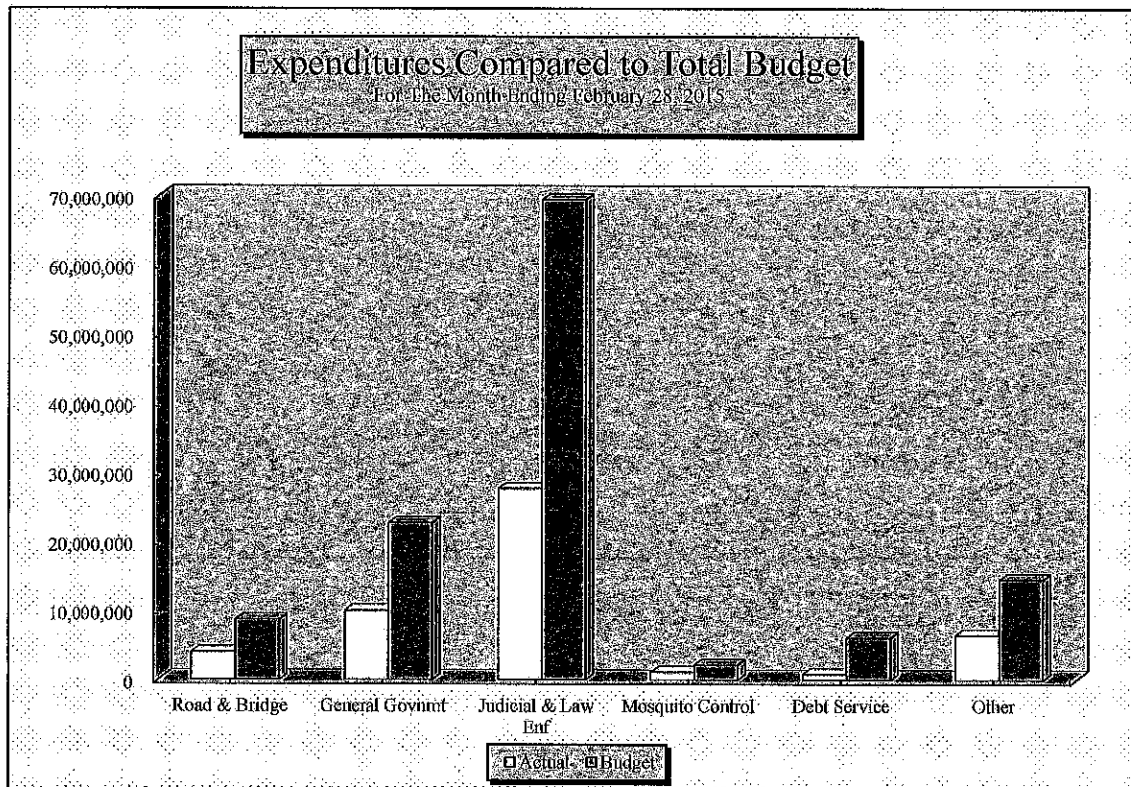
	October 2014				Cumulative		Annual	Unrealized
	-December	January	February		Total		Budget	Balance
Jury Fund								
Current Taxes	\$ 38,847	\$ 158,936	\$ 67,713	\$	265,496	\$	272,893	\$ 7,397
Delinquent Taxes	1,201	336	318		1,855		3,695	1,840
Jury Fees	5,742	2,545	1,959		10,246		40,000	29,754
Intergovernmental Revenue	95,812	23,562	33,490		152,864		550,000	397,136
Road & Bridge Pct. 1								
Current Taxes	84,548	345,916	147,375		577,839		593,939	16,100
Delinquent Taxes	2,357	659	624		3,640		7,251	3,611
Intergovernmental Revenue	-	-	-		-		-	-
Auto Registration Fees	-	81,060	-		81,060		522,000	440,940
Road & Bridge Fees	114,504	49,086	46,761		210,351		535,050	324,699
Sales, Rentals & Services	-	-	-		-		-	-
Fines and Forfeitures	41,893	20,767	20,421		83,081		287,100	204,019
Road & Bridge Pct. 2								
Current Taxes	77,972	319,012	135,913		532,897		547,744	14,847
Delinquent Taxes	2,175	608	576		3,359		6,689	3,330
Intergovernmental Revenue	-	-	-		-		-	-
Auto Registration Fees	-	74,755	43,124		117,879		481,400	363,521
Road & Bridge Fees	105,598	45,268	-		150,866		493,435	342,569
Sales, Rentals & Services	-	-	-		-		-	-
Fines and Forfeitures	38,634	19,152	18,832		76,618		264,770	188,152
Road & Bridge Pct. 3								
Current Taxes	70,457	288,263	122,814		481,534		494,949	13,415
Delinquent Taxes	1,963	549	520		3,032		6,038	3,006
Intergovernmental Revenue	-	-	-		-		-	-
Auto Registration Fees	-	67,550	-		67,550		435,000	367,450
Road & Bridge Fees	95,420	40,905	38,967		175,292		445,875	270,583
Sales, Rentals & Services	-	-	(36)		(36)		-	36
Fines and Forfeitures	34,913	17,307	17,018		69,238		239,250	170,012
Road & Bridge Pct. 4								
Current Taxes	90,962	372,159	158,556		621,677		638,997	17,320
Delinquent Taxes	2,551	713	675		3,939		7,847	3,908
Intergovernmental Revenue	-	-	-		-		2,000	2,000
Auto Registration Fees	-	87,209	-		87,209		561,600	474,391
Road & Bridge Fees	123,190	52,809	50,308		226,307		575,640	349,333
Sales, Rentals & Services	(520)	400	100		(20)		-	20
Fines and Forfeitures	45,066	22,340	21,967		89,373		308,880	219,507
Other Revenue	-	-	-		-		-	-

Jefferson County, Texas
Statement of Revenues - Compared With Budget Allocation
For The Month Ending February 28, 2015

	October 2014			Cumulative	Annual	Unrealized
	-December	January	February	Total	Budget	Balance
Engineering Fund						
Current Taxes	\$ 136,361	\$ 557,904	\$ 237,691	\$ 931,956	\$ 957,920	\$ 25,964
Delinquent Taxes	3,415	954	904	5,273	10,503	5,230
Licenses and Permits	129	100	-	229	1,000	771
Sales, Rentals & Services	450	-	-	450	1,500	1,050
Parks & Recreation						
Current Taxes	19,697	80,589	34,334	134,620	138,370	3,750
Delinquent Taxes	298	83	79	460	916	456
Sales, Rentals & Services	17,558	4,916	6,130	28,604	50,250	21,646
General Fund						
Current Taxes	11,247,491	46,017,549	11,923,756	69,188,796	70,434,933	1,246,137
Delinquent Taxes	312,538	87,344	82,727	482,609	961,298	478,689
Sales Taxes	2,189,442	2,207,428	2,692,883	7,089,753	21,450,000	14,360,247
Other Taxes	-	1,234	-	1,234	24,000	22,766
Licenses and Permits	63,209	33,114	41,558	137,881	417,200	279,319
Intergovernmental Revenue	166,835	62,033	143,613	372,481	1,022,315	649,834
Fees of Office	731,059	538,933	383,746	1,653,738	4,266,044	2,612,306
Other Sales, Rentals & Svcs.	496,224	205,048	337,086	1,038,358	1,702,826	664,468
Fines & Forfeitures	129,443	66,034	59,955	255,432	625,000	369,568
Interest	65,174	8,563	19,055	92,792	200,000	107,208
Other Revenue	-	-	-	-	-	-
Mosquito Control Fund						
Current Taxes	252,614	1,033,536	440,331	1,726,481	1,774,578	48,097
Delinquent Taxes	8,629	2,411	2,284	13,324	26,540	13,216
Spraying Contract	-	-	-	-	-	-
Sales, Rentals & Services	-	-	-	-	-	-
Tobacco Settlement Fund						
Interest	3,290	422	849	4,561	12,000	7,439
Debt Service						
Current Taxes	869,868	3,558,958	1,516,270	5,945,096	5,923,644	(21,452)
Delinquent Taxes	27,100	7,674	6,847	41,621	69,223	27,602
Interest	1,424	506	1,353	3,283	8,865	5,582
Other, Sales, Rentals & Svcs.	-	-	-	-	-	-
Total	\$ 17,815,533	\$ 56,567,199	\$ 18,859,446	\$ 93,242,178	\$ 118,400,967	\$ 25,158,789

Jefferson County, Texas
Statement of Expenditures - Compared With Budget Allocation - 42% of Budget Expended
For The Month Ending February 28, 2015

	Cumulative Actual	Annual Budget	Unencumbered Balance	Percentage Unencumbered
Jury Fund	\$ 310,148	\$ 1,086,240	\$ 776,092	71.45%
Road & Bridge Funds	3,575,750	7,520,448	3,944,698	52.45%
Engineering Fund	393,335	985,864	592,529	60.10%
Parks & Recreation Fund	41,761	190,032	148,271	78.02%
General Fund:				
General Government	10,046,113	22,723,391	12,677,278	55.79%
Judicial	6,962,806	18,212,804	11,249,998	61.77%
Law Enforcement	20,408,106	50,142,288	29,734,182	59.30%
Education	159,391	404,159	244,768	60.56%
Health & Welfare	4,016,154	8,551,834	4,535,680	53.04%
Maintenance	1,525,885	3,740,207	2,214,322	59.20%
Other	743,659	1,793,869	1,050,210	58.54%
Mosquito Control Fund	1,125,005	2,189,276	1,064,271	48.61%
Tobacco Settlement	50,000	50,000	-	-
Debt Service Funds	848,222	6,123,644	5,275,422	86.15%
	<u>\$ 50,206,335</u>	<u>\$ 123,714,056</u>	<u>\$ 73,507,721</u>	<u>59.42%</u>



Statement of Expenditures - Compared With Budget Allocation
For The Month Ending February 28, 2015

	October 2014				Cumulative	Annual	Unencumbered
	December	January	February	Encumbrances	Total	Budget	Balance
Jury Fund	\$ 184,614	\$ 55,971	\$ 60,514	\$ 9,049	\$ 310,148	\$ 1,086,240	\$ 776,092
Road & Brdg Pct. 1	274,090	130,503	95,194	298,669	798,456	1,644,279	845,823
Road & Brdg Pct. 2	223,233	149,185	135,180	314,974	922,572	1,855,393	932,821
Road & Brdg Pct. 3	297,435	135,798	99,691	154,028	686,952	1,751,562	1,064,610
Road & Brdg Pct. 4	354,852	162,738	113,309	536,871	1,167,770	2,269,214	1,101,444
Engineering	217,954	102,654	69,748	2,979	393,335	985,864	592,529
Parks & Recreation	21,909	7,539	6,162	6,151	41,761	190,032	148,271
Tax Assessor/Coll.	838,922	386,884	276,481	12,513	1,514,800	3,668,340	2,153,540
Human Resources	90,452	37,888	27,811	2,795	158,946	430,962	272,016
County Auditor	342,544	150,323	101,698	921	595,486	1,421,573	826,087
County Clerk	489,647	218,920	155,747	54,942	919,256	2,217,027	1,297,771
County Judge	199,580	86,879	65,316	881	352,656	894,428	541,772
Risk Management	54,645	25,011	16,654	-	96,310	240,745	144,435
County Treasurer	82,317	41,751	27,609	518	152,195	378,326	226,131
Printing Department	27,085	15,427	9,535	13,737	65,784	168,274	102,490
Purchasing Department	115,898	55,881	34,559	14,565	220,903	547,371	326,468
General Services	2,432,477	732,166	1,411,995	84,787	4,661,425	9,638,708	4,977,283
MIS	492,085	187,259	153,438	7,124	839,906	2,076,244	1,236,338
Voter's Registration	50,959	26,568	11,223	2,354	91,104	226,010	134,906
Elections	280,400	56,163	33,497	7,282	377,342	815,383	438,041
District Attorney	1,310,006	652,583	445,782	31,053	2,439,424	6,481,869	4,042,445
District Clerk	362,815	189,785	137,346	11,583	701,529	1,799,632	1,098,103
Criminal Dist. Court	289,341	112,202	103,795	368	505,646	1,509,101	1,003,455
58th Dist. Court	67,121	29,450	21,523	367	118,466	305,686	187,220
60th Dist. Court	64,592	31,656	21,284	198	117,730	287,724	169,994
136th Dist. Court	66,585	34,169	21,872	-	122,626	293,706	171,080
172nd Dist. Court	65,229	30,306	20,388	-	115,923	295,125	179,202
252nd Dist. Court	269,111	83,957	80,309	10,109	443,486	1,158,506	715,020
279th Dist. Court	91,612	29,597	29,912	-	151,121	387,285	236,164
317th Dist. Court	182,504	62,167	59,958	2,247	306,876	699,183	392,307
J.P. Pct. 1 Pl 1	79,539	39,129	26,913	352	145,933	355,094	209,161
J.P. Pct. 1 Pl 2	75,598	35,927	23,047	36	134,608	349,550	214,942
J.P. Pct. 2	65,797	32,116	21,402	727	120,042	330,558	210,516
J.P. Pct. 4	76,375	39,276	24,954	843	141,448	355,319	213,871
J.P. Pct. 6	80,638	39,150	26,878	829	147,495	364,634	217,139
J.P. Pct. 7	70,419	35,320	24,863	1,472	132,074	362,270	230,196
J.P. Pct. 8	79,569	40,232	26,550	1,104	147,455	364,959	217,504
Cnty. Court at Law 1	105,514	52,205	34,507	104	192,330	474,535	282,205
Cnty. Court at Law 2	143,648	68,491	48,864	-	261,003	653,755	392,752
Cnty. Court at Law 3	148,871	70,198	47,418	-	266,487	635,528	369,041
Court Master	84,014	40,239	36,950	286	161,489	494,103	332,614

Jefferson County, Texas
Statement of Expenditures - Compared With Budget Allocation
For The Month Ending February 28, 2015

210

	October 2014				Cumulative	Annual	Unencumbered
	December	January	February	Encumbrances	Total	Budget	Balance
Dispute Resolution	\$ 46,696	\$ 25,563	\$ 15,611	\$ 1,745	\$ 89,615	\$ 254,682	\$ 165,067
Alternative School	84,002	40,684	28,019	2,251	154,956	381,977	227,021
Comm. Supervision	1,994	1,823	450	-	4,267	14,728	10,461
Sheriff's Dept.	2,984,136	1,384,607	946,011	124,759	5,439,513	13,196,368	7,756,855
Crime Lab	372,327	126,309	99,581	54,698	652,915	1,469,693	816,778
Jail	5,966,058	2,679,971	2,017,269	473,672	11,156,970	27,520,354	16,363,384
Juvenile Probation	286,821	143,413	96,531	50,179	577,044	1,602,440	1,025,396
Juvenile Detention	383,506	187,433	130,343	87,345	788,627	2,042,112	1,253,485
Constable Pct. 1	193,751	77,872	51,915	9,133	332,671	784,351	451,680
Constable Pct. 2	125,394	45,884	51,113	1,183	223,574	464,729	241,155
Constable Pct. 4	93,718	41,548	29,048	51	164,365	426,867	262,502
Constable Pct. 6	120,318	59,721	41,990	16,171	238,200	569,176	330,976
Constable Pct. 7	121,294	45,576	31,533	251	198,654	455,985	257,331
Constable Pct. 8	120,690	46,346	30,730	659	200,427	453,508	253,081
County Morgue	117,235	75,147	80,465	3,076	275,923	760,000	484,077
Agriculture Ext.	87,957	42,156	28,353	925	159,391	404,159	244,768
Public Health # 1	272,216	116,607	81,171	3,967	473,961	1,308,594	834,633
Public Health # 2	267,796	119,245	80,648	3,651	471,340	1,256,570	785,230
Nurse Practitioner	61,786	30,772	21,604	8,111	122,273	299,070	176,797
Child Welfare	31,413	6,009	11,278	-	48,700	153,900	105,200
Env. Control	81,219	63,981	27,245	7,116	179,561	408,121	228,560
Ind. Medical Svcs.	2,107,352	120,331	107,125	295,502	2,630,310	4,900,891	2,270,581
Emergency Mgmt.	48,124	25,061	16,824	-	90,009	224,688	134,679
Beaumont Maintenance	451,065	130,599	186,427	378,366	1,146,457	2,769,117	1,622,660
Port Arthur Maint.	138,033	73,348	47,436	37,969	296,786	738,862	442,076
Mid-County Maint.	31,321	15,771	14,210	21,340	82,642	232,228	149,586
Service Center	186,066	126,238	50,644	265,743	628,691	1,307,879	679,188
Veteran Service	63,424	30,675	20,621	248	114,968	282,537	167,569
Mosquito Control	606,720	114,759	105,111	298,415	1,125,005	2,189,276	1,064,271
Tobacco Settlement	50,000	-	-	-	50,000	50,000	-
Debt Service Funds	-	848,222	-	-	848,222	6,123,644	5,275,422
Contingency	-	-	-	-	-	203,453	203,453
Total	\$ 26,472,428	\$ 11,361,336	\$ 8,639,287	\$ 3,733,284	\$ 50,206,335	\$ 123,714,056	\$ 73,507,721

Jefferson County, Texas
Statement of Transfers In and Out

<u>Fund</u>		<u>Transfers In</u>	<u>Transfers Out</u>
120	General Fund	-	755,450 (a)
311	Capital Projects Fund	15,000 (a)	-
550	SETEC Fund	740,450 (a)	-
865	Marine Division	-	1,673 (a)
875	2013 Port Security Grant	1,673 (a)	-
		<u>\$757,123</u>	<u>\$757,123</u>

(a) Budgeted Transfer

PGM: GMCOMMV2	DATE 04-20-2015	PAGE: 1
NAME	AMOUNT	CHECK NO. 213 TOTAL
JURY FUND		
TRI-CITY COFFEE SERVICE	489.23	406091
WARREN'S DO-NUTS	42.23	406156
		531.46**
ROAD & BRIDGE PCT.#1		
HILO / O'REILLY AUTO PARTS	13.99	405988
ADAMS BACKHOE SERVICE	563.00	405991
APAC, INC. - TROTTI & THOMSOM	2,217.30	406001
CARQUEST AUTO PARTS # 96	198.23	406007
ENTERGY	818.85	406033
KINSEL FORD, INC.	252.49	406044
M&D SUPPLY	120.26	406047
MUNRO'S	34.00	406052
SCOOTER'S LAWNMOWERS	46.98	406065
SMART'S TRUCK & TRAILER, INC.	100.16	406067
STAR GRAPHICS SHARP	30.12	406073
STAR GRAPHICS SHARP	30.12	406076
TRANSIT & LEVEL CLINIC	3,714.00	406087
TRIANGLE EQUIPMENT CO.	108.30	406088
WASTE MGT. GOLDEN TRIANGLE, INC.	67.25	406094
ZEE MEDICAL SERVICE	95.23	406098
SOUTHERN TIRE MART, LLC	1,171.85	406103
UNITED STATES POSTAL SERVICE	2.92	406129
B-GREENER INDUSTRIAL CLEANERS LLC	1,130.00	406180
DE LAGE LANDEN PUBLIC FINANCE	73.36	406191
ASCO	658.11	406204
BK INDUSTRIAL SOLUTIONS LLC	77.05	406228
		11,523.57**
ROAD & BRIDGE PCT.#2		
CERTIFIED LABORATORIES	495.30	406008
CURETON & SON	46.00	406015
MUNRO'S	18.45	406052
OFFICE DEPOT	269.98	406055
PHILPOTT MOTORS, INC.	27.14	406058
AT&T	89.43	406069
STAR GRAPHICS SHARP	42.71	406073
STAR GRAPHICS SHARP	42.71	406076
TRI-CON, INC.	4,439.09	406090
WASTE MGT. GOLDEN TRIANGLE, INC.	81.18	406094
DE LAGE LANDEN PUBLIC FINANCE	104.00	406191
		5,655.99**
ROAD & BRIDGE PCT. # 3		
HILO / O'REILLY AUTO PARTS	80.49	405988
CITY OF PORT ARTHUR - WATER DEPT.	28.88	406012
GULF COAST AUTOMOTIVE, INC.	308.72	406032
MUNRO'S	18.23	406052
OIL CITY TRACTORS, INC.	23.90	406056
STAR GRAPHICS SHARP	63.56	406073
STAR GRAPHICS SHARP	63.56	406076
TRI-CON, INC.	1,899.21	406090
AUTO ZONE	398.53	406099
TEXAS ORG OF BLACK COUNTY COMM	100.00	406102
HOWARD'S AUTO SUPPLY	21.57	406109
WALMART COMMUNITY BRC	45.96	406127
DE LAGE LANDEN PUBLIC FINANCE	154.80	406191
HAMSHIRE GULF	30.00	406217
NEMESIS GRAPHIC AND DESIGN	225.25	406227
SHARDAI KEYES	350.00	406230
		3,812.66**
ROAD & BRIDGE PCT.#4		
COASTAL WELDING SUPPLY	46.50	406013
RB EVERETT & COMPANY, INC.	247.11	406022
MUNRO'S	72.93	406052
AT&T	73.80	406069
INTERSTATE ALL BATTERY CENTER - BMT	227.90	406173
DE LAGE LANDEN PUBLIC FINANCE	373.37	406191
		1,041.61**
ENGINEERING FUND		

PGM: GMCOMMV2	DATE 04-20-2015	PAGE: 2
NAME	AMOUNT	CHECK NO. TOTAL
STAR GRAPHICS SHARP	513.30	406073
STAR GRAPHICS SHARP	43.25	406076
VERIZON WIRELESS	246.92	406122
UNITED STATES POSTAL SERVICE	.41	406129
DE LAGE LANDEN PUBLIC FINANCE	662.83	406191
		1,466.71**
PARKS & RECREATION		
ENTERGY	1,422.28	406033
HOWARD'S AUTO SUPPLY	33.19	406109
LOWE'S HOME CENTERS, INC.	62.62	406139
SPRINT WASTE SERVICES LP	310.80	406216
		1,828.89**
GENERAL FUND		
JEFFERSON CTY. CLERK	4,679.27	405989
		4,679.27*
TAX OFFICE		
OFFICE DEPOT	236.77	406055
ACE IMAGEWEAR	21.01	406066
SOUTHEAST TEXAS WATER	243.45	406068
STAR GRAPHICS SHARP	208.10	406073
STAR GRAPHICS SHARP	208.10	406076
UNITED STATES POSTAL SERVICE	1,129.98	406129
DE LAGE LANDEN PUBLIC FINANCE	506.82	406191
CUMMINS-ALLISON CORP	227.52	406203
		2,781.75*
COUNTY HUMAN RESOURCES		
BEAUMONT FAMILY PRACTICE ASSOC.	45.00	406004
STAR GRAPHICS SHARP	43.25	406073
STAR GRAPHICS SHARP	43.25	406076
UNITED STATES POSTAL SERVICE	1.62	406129
DE LAGE LANDEN PUBLIC FINANCE	105.34	406191
		238.46*
AUDITOR'S OFFICE		
STAR GRAPHICS SHARP	60.94	406073
STAR GRAPHICS SHARP	60.94	406076
UNITED STATES POSTAL SERVICE	30.05	406129
DE LAGE LANDEN PUBLIC FINANCE	148.43	406191
		300.36*
COUNTY CLERK		
KIRKSEY'S SPRINT PRINTING	89.35	406045
OFFICE DEPOT	123.84	406055
UNITED STATES POSTAL SERVICE	350.60	406129
DE LAGE LANDEN PUBLIC FINANCE	1,501.35	406191
WESTERN MICROGRAPHICS & IMAGING	6,200.00	406200
		8,265.14*
COUNTY JUDGE		
JAN GIROUARD & ASSOCIATES	200.00	406028
STAR GRAPHICS SHARP	43.25	406073
STAR GRAPHICS SHARP	43.25	406076
SMITH COUNTY	672.00	406104
CDW COMPUTER CENTERS, INC.	856.39	406110
UNITED STATES POSTAL SERVICE	7.29	406129
HARVEY L WARREN III	200.00	406179
DE LAGE LANDEN PUBLIC FINANCE	105.34	406191
COURTNEY DAVIS	500.00	406195
		2,627.52*
RISK MANAGEMENT		
STAR GRAPHICS SHARP	31.78	406073
STAR GRAPHICS SHARP	31.78	406076
UNITED STATES POSTAL SERVICE	2.03	406129
DE LAGE LANDEN PUBLIC FINANCE	77.40	406191
		142.99*
COUNTY TREASURER		

PGM: GMCOMMV2	DATE 04-20-2015	AMOUNT	CHECK NO.	PAGE: 3 215 TOTAL
NAME				
STAR GRAPHICS SHARP	43.25	406073		
STAR GRAPHICS SHARP	43.25	406076		
UNITED STATES POSTAL SERVICE	225.84	406129		
LEXISNEXIS- ACCURINT	120.00	406177		
DE LAGE LANDEN PUBLIC FINANCE	478.80	406191		911.14*
PRINTING DEPARTMENT				
STAR GRAPHICS SHARP	314.11	406073		
STAR GRAPHICS SHARP	314.11	406076		
DE LAGE LANDEN PUBLIC FINANCE	1,198.98	406191		1,827.20*
PURCHASING DEPARTMENT				
BEAUMONT ENTERPRISE	3,692.20	406020		
FED EX	33.19	406025		
STAR GRAPHICS SHARP	43.25	406073		
STAR GRAPHICS SHARP	43.25	406076		
UNITED STATES POSTAL SERVICE	24.84	406129		
DE LAGE LANDEN PUBLIC FINANCE	105.34	406191		3,942.07*
GENERAL SERVICES				
TOWER COMMUNICATIONS, INC.	2,435.00	406126		
LEXISNEXIS- ACCURINT	241.50	406177		
SAM'S CLUB DIRECT	23.58	406202		2,700.08*
DATA PROCESSING				
DAVID A. DOMINGUEZ	732.28	406017		
GRAYBAR ELECTRIC COMPANY, INC.	279.54	406030		
STAR GRAPHICS SHARP	60.94	406073		
STAR GRAPHICS SHARP	60.94	406076		
CDW COMPUTER CENTERS, INC.	1,043.18	406110		
LEXISNEXIS- ACCURINT	240.00	406177		
DE LAGE LANDEN PUBLIC FINANCE	148.43	406191		
SCOTT LEBLANC	432.40	406234		2,997.71*
VOTERS REGISTRATION DEPT				
OFFICE DEPOT	79.99	406055		
STAR GRAPHICS SHARP	30.12	406073		
STAR GRAPHICS SHARP	30.12	406076		
UNITED STATES POSTAL SERVICE	172.82	406129		
DE LAGE LANDEN PUBLIC FINANCE	73.36	406191		386.41*
ELECTIONS DEPARTMENT				
RYDER TRANSPORTATION SERVICES	265.37	405995		
THE EXAMINER	49.00	406023		
HART INTER CIVIC	97.50	406036		
OFFICE DEPOT	299.90	406055		
STAR GRAPHICS SHARP	30.12	406073		
STAR GRAPHICS SHARP	30.12	406076		
CDW COMPUTER CENTERS, INC.	349.69	406110		
UNITED STATES POSTAL SERVICE	54.00	406129		
DE LAGE LANDEN PUBLIC FINANCE	387.38	406191		
SAM'S CLUB DIRECT	216.34	406202		
LANGUAGE USA INC	900.00	406231		2,679.42*
DISTRICT ATTORNEY				
GT DISTRIBUTORS, INC.	55.15	406027		
STAR GRAPHICS SHARP	261.30	406073		
STAR GRAPHICS SHARP	261.30	406076		
CDW COMPUTER CENTERS, INC.	543.15	406110		
UNITED STATES POSTAL SERVICE	286.05	406129		
LEXISNEXIS- ACCURINT	480.00	406177		
DE LAGE LANDEN PUBLIC FINANCE	636.38	406191		
HALL COUNTY COURT DISTRICT NINE	1.50	406233		2,524.83*
DISTRICT CLERK				

PGM: GMCOMMV2	DATE 04-20-2015	AMOUNT	CHECK NO.	PAGE: 4 216 TOTAL
OFFICE DEPOT		76.92	406055	
STAR GRAPHICS SHARP		51.52	406073	
STAR GRAPHICS SHARP		51.52	406076	
CDW COMPUTER CENTERS, INC.		244.04	406110	
WALMART COMMUNITY BRC		9.88	406127	
UNITED STATES POSTAL SERVICE		222.22	406129	
SHI GOVERNMENT SOLUTIONS, INC.		656.40	406134	
AUTOMATED BUSINESS SYSTEMS		405.00	406157	
DE LAGE LANDEN PUBLIC FINANCE		125.46	406191	
				1,842.96*
CRIMINAL DISTRICT COURT				
WILBARGER COUNTY, TEXAS - COUNTY		705.00	405990	
GAYLYN COOPER		900.00	405993	
THOMAS J. BURBANK, P.C.		600.00	406006	
TRAVIS EVANS	2,500.00	406021		
EDWARD B. GRIPON, M.D., P.A.	400.00	406031		
JIMMY D. HAMM	700.00	406035		
LEAH HAYES	325.00	406037		
NATHAN REYNOLDS, JR.	600.00	406060		
STAR GRAPHICS SHARP	31.78	406073		
STAR GRAPHICS SHARP	31.78	406076		
TEXAS COURT REPORTERS ASSOCIATION	325.00	406082		
RENE MULHOLLAND	465.60	406092		
RONALD E. LANIER	900.00	406106		
KEVIN S. LAINE	1,125.00	406107		
UNITED STATES POSTAL SERVICE	.81	406129		
JASON ROBERT NICKS	600.00	406178		
DE LAGE LANDEN PUBLIC FINANCE	77.40	406191		
JAMES R. MAKIN, P.C.	1,367.66	406193		
SAMUEL & SON LAW FIRM PLLC	800.00	406218		
				12,455.03*
58TH DISTRICT COURT				
SOUTHEAST TEXAS WATER	29.95	406068		
STAR GRAPHICS SHARP	31.78	406073		
STAR GRAPHICS SHARP	31.78	406076		
UNITED STATES POSTAL SERVICE	1.62	406129		
LEXIS-NEXIS	52.00	406130		
DE LAGE LANDEN PUBLIC FINANCE	77.40	406191		
				224.53*
60TH DISTRICT COURT				
STAR GRAPHICS SHARP	30.12	406073		
STAR GRAPHICS SHARP	30.12	406076		
UNITED STATES POSTAL SERVICE	.81	406129		
DE LAGE LANDEN PUBLIC FINANCE	73.36	406191		
				134.41*
136TH DISTRICT COURT				
STAR GRAPHICS SHARP	30.12	406073		
STAR GRAPHICS SHARP	30.12	406076		
UNITED STATES POSTAL SERVICE	.81	406129		
LEXIS-NEXIS	54.00	406130		
DE LAGE LANDEN PUBLIC FINANCE	73.36	406191		
				188.41*
172ND DISTRICT COURT				
STAR GRAPHICS SHARP	31.78	406073		
STAR GRAPHICS SHARP	31.78	406076		
UNITED STATES POSTAL SERVICE	6.48	406129		
LEXIS-NEXIS	53.00	406130		
DE LAGE LANDEN PUBLIC FINANCE	77.40	406191		
				200.44*
252ND DISTRICT COURT				
DAVID W BARLOW	5,137.50	406003		
EDWARD B. GRIPON, M.D., P.A.	595.00	406031		
OFFICE DEPOT	59.69	406055		
KEVIN S. LAINE	1,050.00	406107		
JOHN D WEST	2,000.00	406116		
UNITED STATES POSTAL SERVICE	207.77	406129		
LEXIS-NEXIS	53.00	406130		

PGM: GMCOMMV2	DATE 04-20-2015	PAGE: 5 217 TOTAL
NAME	AMOUNT	CHECK NO.
SUMMER TANNER	1,333.50	406160
KIMBERLY R. BROUSSARD	213.40	406168
DE LAGE LANDEN PUBLIC FINANCE	529.96	406191
JAMES R. MAKIN, P.C.	2,416.37	406193
279TH DISTRICT COURT		13,596.19*
JIMMY D. HAMM	325.00	406035
KEVIN S. LAINE	325.00	406107
UNITED STATES POSTAL SERVICE	2.40	406129
LEXIS-NEXIS	53.00	406130
DE LAGE LANDEN PUBLIC FINANCE	285.95	406191
REALTIME REPORTING SERVICES INC.	1,549.95	406192
MELANIE AIREY	225.00	406224
317TH DISTRICT COURT		2,766.30*
ALISA RAUMAKER, CSR	50.40	405998
STAR GRAPHICS SHARP	31.78	406073
STAR GRAPHICS SHARP	31.78	406076
UNITED STATES POSTAL SERVICE	1.82	406129
LEXIS-NEXIS	53.00	406130
DE LAGE LANDEN PUBLIC FINANCE	77.40	406191
JUSTICE COURT-PCT 1 PL 1		246.18*
STAR GRAPHICS SHARP	51.32	406073
STAR GRAPHICS SHARP	51.32	406076
UNITED STATES POSTAL SERVICE	45.40	406129
LEXISNEXIS- ACCURINT	120.00	406177
DE LAGE LANDEN PUBLIC FINANCE	125.00	406191
JUSTICE COURT-PCT 1 PL 2		393.04*
STAR GRAPHICS SHARP	30.12	406073
STAR GRAPHICS SHARP	30.12	406076
UNITED STATES POSTAL SERVICE	10.15	406129
LEXISNEXIS- ACCURINT	120.00	406177
DE LAGE LANDEN PUBLIC FINANCE	73.36	406191
JUSTICE COURT-PCT 2		263.75*
LEXISNEXIS- ACCURINT	120.00	406177
JUSTICE COURT-PCT 4		120.00*
AT&T	73.80	406069
STAR GRAPHICS SHARP	42.71	406073
STAR GRAPHICS SHARP	42.71	406076
LEXISNEXIS- ACCURINT	120.00	406177
DE LAGE LANDEN PUBLIC FINANCE	104.00	406191
JUSTICE COURT-PCT 6		383.22*
STAR GRAPHICS SHARP	30.12	406073
STAR GRAPHICS SHARP	30.12	406076
UNITED STATES POSTAL SERVICE	34.88	406129
LEXISNEXIS- ACCURINT	120.00	406177
DE LAGE LANDEN PUBLIC FINANCE	73.36	406191
JUSTICE COURT-PCT 7		288.48*
LEXISNEXIS- ACCURINT	120.00	406177
JUSTICE OF PEACE PCT. 8		120.00*
LEXISNEXIS- ACCURINT	120.00	406177
DE LAGE LANDEN PUBLIC FINANCE	265.00	406191
COUNTY COURT AT LAW NO.1		385.00*
STAR GRAPHICS SHARP	30.12	406073
STAR GRAPHICS SHARP	30.12	406076

PGM: GMCOMMV2	DATE 04-20-2015		PAGE: 6 218 TOTAL
NAME	AMOUNT	CHECK NO.	
LEXIS-NEXIS	47.00	406130	
SIERRA SPRING WATER CO. - BT	61.39	406131	
DE LAGE LANDEN PUBLIC FINANCE	350.69	406191	519.32*
COUNTY COURT AT LAW NO. 2			
JOHN E MACEY	300.00	406048	
CHARLES ROJAS	250.00	406112	
JOHN D WEST	250.00	406116	
UNITED STATES POSTAL SERVICE	26.13	406129	
LAURIE PEROZZO	250.00	406175	
LEXISNEXIS- ACCURINT	60.00	406177	
DE LAGE LANDEN PUBLIC FINANCE	73.36	406191	
C. HADEN CRIBBS JR., PC	250.00	406197	1,459.49*
COUNTY COURT AT LAW NO. 3			
DONALD BOUDREAUX	250.00	406005	
MIKE CICHOWSKI	400.00	406009	
DONALD W. DUESLER & ASSOC.	300.00	406018	
UNITED STATES POSTAL SERVICE	11.77	406129	
LEXISNEXIS- ACCURINT	60.00	406177	
DE LAGE LANDEN PUBLIC FINANCE	73.36	406191	1,095.13*
COURT MASTER			
STAR GRAPHICS SHARP	42.71	406073	
STAR GRAPHICS SHARP	42.71	406076	
UNITED STATES POSTAL SERVICE	3.84	406129	
LEXIS-NEXIS	53.00	406130	
DE LAGE LANDEN PUBLIC FINANCE	104.00	406191	246.26*
MEDIATION CENTER			
MARKET BASKET	210.80	406049	
STAR GRAPHICS SHARP	30.12	406073	
STAR GRAPHICS SHARP	30.12	406076	
JASON'S DELI	262.97	406114	
UNITED STATES POSTAL SERVICE	6.90	406129	
DE LAGE LANDEN PUBLIC FINANCE	73.36	406191	614.27*
COMMUNITY SUPERVISION			
STAR GRAPHICS SHARP	136.39	406073	
STAR GRAPHICS SHARP	136.39	406076	
DE LAGE LANDEN PUBLIC FINANCE	332.16	406191	604.94*
SHERIFF'S DEPARTMENT			
AMERICAN JAIL ASSOCIATION	48.00	405996	
CLEAR	430.00	406000	
HERNANDEZ OFFICE SUPPLY, INC.	145.50	406038	
KAY ELECTRONICS, INC.	202.75	406043	
MCNEILL INSURANCE AGENCY	71.00	406050	
OFFICE DEPOT	1,000.87	406055	
AT&T	119.44	406069	
STAR GRAPHICS SHARP	279.27	406073	
STAR GRAPHICS SHARP	279.27	406076	
CLASSEN BUCK SEMINAR INC	171.50	406101	
CDW COMPUTER CENTERS, INC.	126.23	406110	
ADVANCED SYSTEMS & ALARM SERVICES,	450.00	406111	
UNITED STATES POSTAL SERVICE	1,159.93	406129	
BEAUMONT OCCUPATIONAL SERVICE, INC.	32.95	406137	
CHRISTUS HOSPITAL	1,405.50	406138	
FIVE STAR FEED	412.45	406146	
CODE BLUE	294.00	406150	
3 L PRINTING	50.00	406182	
DE LAGE LANDEN PUBLIC FINANCE	1,073.06	406191	
SILSBEE FORD INC	25,312.91	406212	33,064.63*
CRIME LABORATORY			
SIGMA-ALDRICH, INC.	162.82	405987	

PGM: GMCOMMV2	DATE 04-20-2015	PAGE: 7
NAME	AMOUNT	CHECK NO. TOTAL
FISHER SCIENTIFIC	348.70	406026
CASH ADVANCE ACCOUNT	240.90	406042
OFFICE DEPOT	71.12	406055
SWAFS	30.00	406062
SANITARY SUPPLY, INC.	203.98	406063
HENRY SCHEIN, INC.	288.12	406064
STAR GRAPHICS SHARP	42.71	406073
STAR GRAPHICS SHARP	42.71	406076
LARRY'S REFRIGERATION	414.95	406115
SIRCHIE FINGER PRINT LABORATORIES	258.71	406187
DE LAGE LANDEN PUBLIC FINANCE	104.00	406191
ASSOC OF FIREARMS&TOOLMARK EXAMINER	150.00	406198
ALL BUSINESS MACHINES INC	336.14	406220
EXCEL MEDICAL WASTE LLC	315.59	406232
JAIL - NO. 2		3,010.45*
CITY OF BEAUMONT - WATER DEPT.	6.00	406011
COASTAL WELDING SUPPLY	37.20	406013
W.W. GRAINGER, INC.	172.12	406029
JACK BROOKS REGIONAL AIRPORT	492.83	406041
AT&T	1,341.57	406069
STAR GRAPHICS SHARP	522.75	406073
STAR GRAPHICS SHARP	522.75	406076
AIRCRAFT SPRUCE & SPECIALTY	117.56	406100
TEXAS GAS SERVICE	621.46	406143
INTERCONTINENTAL JET CORP	1,003.33	406153
WORLD FUEL SERVICES	792.00	406176
DE LAGE LANDEN PUBLIC FINANCE	1,366.16	406191
KROPP HOLDINGS INC	257.87	406209
JUVENILE PROBATION DEPT.		7,253.60*
FED EX	45.74	406025
OFFICE DEPOT	263.40	406055
STAR GRAPHICS COPIERS, INC.	125.00	406070
STAR GRAPHICS SHARP	91.06	406073
STAR GRAPHICS SHARP	91.06	406076
UNITED STATES POSTAL SERVICE	17.12	406129
LATRICIA COLEMAN	113.85	406141
DE LAGE LANDEN PUBLIC FINANCE	221.79	406191
JUVENILE DETENTION HOME		969.02*
ALL STAR PLUMBING	171.00	405999
EPS	667.51	406019
SANITARY SUPPLY, INC.	1,093.20	406063
WASTE MGT. GOLDEN TRIANGLE, INC.	441.40	406094
OAK FARM DAIRY	245.15	406105
FLOWERS FOODS	111.79	406148
BEN E KEITH FOODS	2,453.34	406149
DE LAGE LANDEN PUBLIC FINANCE	327.69	406191
EXCEL MEDICAL WASTE LLC	315.60	406232
CONSTABLE PCT 1		5,826.68*
TAC - TEXAS ASSN. OF COUNTIES	200.00	406079
UNITED STATES POSTAL SERVICE	89.59	406129
LEXISNEXIS- ACCURINT	120.00	406177
DE LAGE LANDEN PUBLIC FINANCE	460.79	406191
SILSBEE FORD INC	1,012.42	406212
HIGGINBOTHAM INSURANCE AGENCY INC	71.00	406223
CONSTABLE-PCT 2		1,953.80*
LEXISNEXIS- ACCURINT	120.00	406177
CONSTABLE-PCT 4		120.00*
AT&T	35.69	406069
DE LAGE LANDEN PUBLIC FINANCE	229.00	406191
TRANSUNION RISK AND ALTERNATIVE	70.00	406222
CONSTABLE-PCT 6		334.69*

PGM: GMCOMMV2	DATE 04-20-2015	PAGE: 8
NAME	AMOUNT	CHECK NO.
		TOTAL
STAR GRAPHICS SHARP	30.12	406073
STAR GRAPHICS SHARP	30.12	406076
UNITED STATES POSTAL SERVICE	14.86	406129
COLE INFORMATION SERVICES	483.95	406151
LEXISNEXIS- ACCURINT	120.00	406177
DE LAGE LANDEN PUBLIC FINANCE	73.36	406191
100 CLUB OF SOUTHEAST TEXAS	250.00	406229
CONSTABLE PCT. 7		1,002.41*
LEXISNEXIS- ACCURINT	120.00	406177
CONSTABLE PCT. 8		120.00*
OFFICE DEPOT	30.57	406055
LEXISNEXIS- ACCURINT	120.00	406177
DE LAGE LANDEN PUBLIC FINANCE	460.50	406191
COUNTY MORGUE		611.07*
A1 FILTER SERVICE COMPANY	23.60	406196
AGRICULTURE EXTENSION SVC		23.60*
STAR GRAPHICS SHARP	60.94	406073
STAR GRAPHICS SHARP	60.94	406076
UNITED STATES POSTAL SERVICE	.81	406129
BARBARA EVANS	130.53	406169
DE LAGE LANDEN PUBLIC FINANCE	148.43	406191
HEALTH AND WELFARE NO. 1		401.65*
OFFICE DEPOT	474.99	406055
PHYSICIAN SALES & SERVICE, INC.	398.43	406059
STAR GRAPHICS SHARP	60.94	406073
STAR GRAPHICS SHARP	60.94	406076
AUSTIN CECIL WALKES MD PA	2,932.58	406093
UNITED STATES POSTAL SERVICE	58.61	406129
LEXISNEXIS- ACCURINT	120.00	406177
ESSLINE KNOX	69.00	406186
DE LAGE LANDEN PUBLIC FINANCE	579.70	406191
HEALTH AND WELFARE NO. 2		4,755.19*
PHYSICIAN SALES & SERVICE, INC.	247.32	406059
STAR GRAPHICS SHARP	73.37	406073
STAR GRAPHICS SHARP	73.37	406076
AUSTIN CECIL WALKES MD PA	2,932.58	406093
LEXISNEXIS- ACCURINT	120.00	406177
DE LAGE LANDEN PUBLIC FINANCE	178.70	406191
EXCEL MEDICAL WASTE LLC	220.78	406232
NURSE PRACTITIONER		3,846.12*
NSO - NURSES SERVICE ORGANIZATION	109.00	405986
PHYSICIAN SALES & SERVICE, INC.	65.63	406059
STAR GRAPHICS SHARP	30.12	406073
STAR GRAPHICS SHARP	30.12	406076
SIERRA SPRING WATER CO. - BT	27.45	406132
DE LAGE LANDEN PUBLIC FINANCE	73.36	406191
EXCEL MEDICAL WASTE LLC	77.98	406232
ENVIRONMENTAL CONTROL		413.66*
DE LAGE LANDEN PUBLIC FINANCE	460.79	406191
INDIGENT MEDICAL SERVICES		460.79*
KINGS PHARMACY	80.94	405997
LOCAL GOVERNMENT SOLUTIONS LP	3,773.00	406164
CARDINAL HEALTH 110 INC	30,944.24	406208
MAINTENANCE-BEAUMONT		34,798.18*

PGM: GMCOMMV2	DATE 04-20-2015	PAGE: 9
NAME	AMOUNT	CHECK NO. TOTAL
AAA LOCK & SAFE	224.00	405985
CINTAS, INC.	233.48	406010
W.W. GRAINGER, INC.	1,855.92	406029
ACE IMAGEWEAR	189.27	406066
STAR GRAPHICS SHARP	30.12	406073
STAR GRAPHICS SHARP	30.12	406076
WHOLESALE ELECTRIC SUPPLY CO.	671.40	406096
WORTH HYDROCHEM	250.00	406097
BAKER DISTRIBUTING COMPANY	669.00	406147
FIRETROL PROTECTION SYSTEMS, INC.	920.00	406172
DE LAGE LANDEN PUBLIC FINANCE	73.36	406191
INDUSTRIAL & COMMERCIAL MECHANICAL	2,941.70	406201
MEMBER'S BUILDING MAINTENANCE LLC	22,687.76	406211
TEXAS GENERAL LAND OFFICE SEMP	239.31	406215
		31,015.44*
MAINTENANCE-PORT ARTHUR		
GUARDIAN FORCE	576.00	405992
ALL-PHASE ELECTRIC SUPPLY	835.20	406014
W.W. GRAINGER, INC.	346.75	406029
ENTERGY	3,443.91	406033
NOACK LOCKSMITH	6.75	406053
SANITARY SUPPLY, INC.	1,492.97	406063
STAR GRAPHICS SHARP	61.90	406073
STAR GRAPHICS SHARP	61.90	406076
TIME WARNER COMMUNICATIONS	323.87	406080
HOWARD'S AUTO SUPPLY	101.75	406109
SOLAR	35.70	406135
LOWE'S HOME CENTERS, INC.	789.25	406139
BAKER DISTRIBUTING COMPANY	17.58	406147
PARKER LUMBER	300.38	406181
DE LAGE LANDEN PUBLIC FINANCE	150.76	406191
CARRIER ENTERPRISE LLC	2,164.78	406207
MEMBER'S BUILDING MAINTENANCE LLC	2,524.60	406211
		13,234.05*
MAINTENANCE-MID COUNTY		
OFFICE DEPOT	172.76	406055
SANITARY SUPPLY, INC.	315.18	406063
ACE IMAGEWEAR	85.53	406066
STAR GRAPHICS SHARP	31.78	406073
STAR GRAPHICS SHARP	31.78	406076
WASTE MGT. GOLDEN TRIANGLE, INC.	155.57	406094
W. JEFFERSON COUNTY M.W.D.	26.13	406095
DE LAGE LANDEN PUBLIC FINANCE	77.40	406191
		896.13*
SERVICE CENTER		
KINSEL FORD, INC.	443.65	406044
M&D SUPPLY	9.06	406047
PHILPOTT MOTORS, INC.	104.70	406058
AT&T	59.62	406069
STAR GRAPHICS SHARP	30.12	406073
STAR GRAPHICS SHARP	30.12	406076
TRI-CON, INC.	8,564.89	406090
JEFFERSON CTY. TAX OFFICE	7.50	406117
JEFFERSON CTY. TAX OFFICE	7.50	406118
JEFFERSON CTY. TAX OFFICE	7.50	406119
JEFFERSON CTY. TAX OFFICE	7.50	406120
JEFFERSON CTY. TAX OFFICE	7.50	406121
UNITED STATES POSTAL SERVICE	.96	406129
VOYAGER FLEET SYSTEM, INC.	20,915.09	406145
BUMPER TO BUMPER	337.62	406152
AMERICAN TIRE DISTRIBUTORS	4,842.84	406170
UNIFIRST HOLDINGS INC	22.23	406174
DE LAGE LANDEN PUBLIC FINANCE	73.36	406191
MIGHTY OF SOUTHEAST TEXAS	66.10	406194
EASTEX PRESSURE WASHERS	397.95	406199
SILSBEE FORD INC	14.91	406212
		35,950.72*
VETERANS SERVICE		
STAR GRAPHICS SHARP	74.49	406073

PGM: GMCOMMV2	DATE 04-20-2015	AMOUNT	CHECK NO.	PAGE: 10 222 TOTAL
STAR GRAPHICS SHARP		74.49	406076	
UNITED STATES POSTAL SERVICE		4.06	406129	
DE LAGE LANDEN PUBLIC FINANCE		464.62	406191	
				617.66*
				255,831.24**
MOSQUITO CONTROL FUND				
ALL-PHASE ELECTRIC SUPPLY		33.25	406014	
FALCON CREST AVIATION SUPPLY, INC.		132.18	406024	
MUNRO'S		101.70	406052	
STAR GRAPHICS SHARP		30.12	406073	
STAR GRAPHICS SHARP		30.12	406076	
TRADE A PLANE		36.00	406086	
WASTE MGT. GOLDEN TRIANGLE, INC.		81.18	406094	
HAWKER BEECHCRAFT CORPORATION		174.00	406165	
DE LAGE LANDEN PUBLIC FINANCE		73.36	406191	
				691.91**
BREATH ALCOHOL TESTING				
CASH ADVANCE ACCOUNT		169.85	406042	
DYNAMIC TECHNOLOGY INC		65.00	406185	
				234.85**
FAMILY GROUP CONFERENCING				
STAR GRAPHICS SHARP		31.78	406073	
STAR GRAPHICS SHARP		31.78	406076	
DE LAGE LANDEN PUBLIC FINANCE		77.40	406191	
				140.96**
J.C. FAMILY TREATMENT CT.				
STORMY G CRIBB		2,150.00	406166	
				2,150.00**
SECURITY FEE FUND				
CODE BLUE		437.00	406150	
				437.00**
LAW LIBRARY FUND				
LEXISNEXIS MATTHEW BENDER		934.63	406140	
THOMSON REUTERS-WEST		2,302.20	406205	
				3,236.83**
EMPG GRANT				
CASH ADVANCE ACCOUNT		2,353.60	406042	
SOUTHEAST TEXAS WATER		29.80	406068	
				2,383.40**
JUVENILE TJPC-A-2014-123				
CASH ADVANCE ACCOUNT		862.85	406042	
BI INCORPORATED		1,944.44	406113	
OMNICARE SAN ANTONIO		129.75	406161	
DURWARD MINOR		131.10	406210	
GRAYSON COUNTY DEPT OF JUVENILE		2,163.00	406221	
				5,231.14**
JUVENILE PROB & DET. FUND				
GLEN MILLS SCHOOLS		4,335.66	406051	
PEGASUS SCHOOL		7,701.72	406057	
GRAYSON COUNTY DEPT OF JUVENILE		4,821.00	406221	
				16,858.38**
IV-E FOSTER CARE				
VERIZON WIRELESS		59.04	406123	
				59.04**
COMMUNITY SUPERVISION FND				
JEFFERSON CTY. COMMUNITY SUP.		2,462.60	406040	
OFFICE DEPOT		1,267.47	406055	
PAMELA G. STEWART		38.97	406077	
TIME WARNER COMMUNICATIONS		80.18	406081	
CDW COMPUTER CENTERS, INC.		249.00	406110	
DANA LEWIS-BROUSSARD		100.63	406125	
UNITED STATES POSTAL SERVICE		101.94	406129	

PGM: GMCOMMV2	DATE 04-20-2015		PAGE: 11 223 TOTAL
NAME	AMOUNT	CHECK NO.	
JEREMY PATIN	143.75	406136	
CLASSIC FORMS AND PRODUCTS	741.72	406144	
GAYLE W BOTLEY AND ASSOCIATES	7,000.00	406167	
LEXISNEXIS- ACCURINT	120.00	406177	
			12,306.26**
JEFF. CO. WOMEN'S CENTER			
JEFFERSON CTY. WOMEN'S CENTER	45.00	406039	
LUBE SHOP	41.24	406046	
MARKET BASKET	400.92	406049	
STAR GRAPHICS SHARP	31.78	406073	
STAR GRAPHICS SHARP	31.78	406076	
SYSCO FOOD SERVICES, INC.	1,539.10	406078	
TOWER COMMUNICATIONS, INC.	60.00	406126	
BEN E KEITH FOODS	1,303.28	406149	
CENTERPOINT ENERGY RESOURCES CORP	296.05	406154	
DE LAGE LANDEN PUBLIC FINANCE	292.40	406191	
			4,041.55**
MENTALLY IMPAIRED OFFEND.			
TRAZARRA STELLY	101.20	406163	
CHRISTAVIA WILLRIDGE	92.00	406219	
			193.20**
COMMUNITY CORRECTIONS PRG			
STAR GRAPHICS SHARP	47.38	406073	
STAR GRAPHICS SHARP	47.38	406076	
DE LAGE LANDEN PUBLIC FINANCE	115.38	406191	
			210.14**
DRUG DIVERSION PROGRAM			
STAR GRAPHICS SHARP	47.38	406073	
STAR GRAPHICS SHARP	47.38	406076	
DE LAGE LANDEN PUBLIC FINANCE	115.38	406191	
DANA DOVER	325.58	406225	
			535.72**
SHSP,LETPP & CERT GRANTS			
MOTOROLA SOLUTIONS INC	59,914.60	406108	
			59,914.60**
LAW OFFICER TRAINING GRT			
THE PRODUCTIVITY CENTER	200.00	406133	
			200.00**
COUNTY RECORDS MANAGEMENT			
UNITED STATES POSTAL SERVICE	.48	406129	
			.48**
HOTEL OCCUPANCY TAX FUND			
CASH ADVANCE ACCOUNT	54.00	406042	
M&D SUPPLY	10.40	406047	
STAR GRAPHICS SHARP	573.86	406073	
UNITED STATES POSTAL SERVICE	6.82	406129	
DE LAGE LANDEN PUBLIC FINANCE	431.67	406191	
			1,076.75**
DISTRICT CLK RECORDS MGMT			
STAR GRAPHICS SHARP	86.50	406073	
STAR GRAPHICS SHARP	86.50	406076	
DE LAGE LANDEN PUBLIC FINANCE	210.68	406191	
			383.68**
CAPITAL PROJECTS FUND			
CARROLL & BLACKMAN, INC.	1,021.67	405994	
TEXAS GENERAL LAND OFFICE	30,346.49	406083	
TEXAS GENERAL LAND OFFICE	76,448.02	406084	
TEXAS GENERAL LAND OFFICE	11,781.55	406085	
GOSS BUILDING INC	36,669.60	406226	
			156,267.33**
2011 REFUNDING BONDS			
THE BANK OF NEW YORK MELLON	500.00	406206	
			500.00**
AIRPORT FUND			

PGM: GMCOMMV2	DATE 04-20-2015	PAGE: 12 224
NAME	AMOUNT	CHECK NO. TOTAL
ENTERGY	1,155.88	406034
AT&T	578.02	406069
STAR GRAPHICS SHARP	72.83	406073
STAR GRAPHICS SHARP	72.83	406076
DE LAGE LANDEN PUBLIC FINANCE	177.36	406191
		2,056.92**
SE TX EMP. BENEFIT POOL		
STANDARD INSURANCE COMPANY	20,200.50	406158
RELIANCE STANDARD LIFE INSURANCE	5,732.58	406159
GROUP ADMINISTRATIVE CONCEPTS INC	99,739.02	406183
GROUP ADMINISTRATIVE CONCEPTS INC	734.00	406184
COMPASS PROFESSIONAL HEALTH SERVICE	6,235.00	406213
SA BENEFITS SERVICES LLC	38,033.50	406214
		170,674.60**
WORKER'S COMPENSATION FD		
TRISTAR RISK MANAGEMENT	42,579.39	406155
		42,579.39**
SHERIFF'S FORFEITURE FUND		
AVIALL	520.23	406002
TRIANGLE METALS, INC.	55.00	406089
		575.23**
MARINE DIVISION		
ENTERGY	480.40	406033
JACK BROOKS REGIONAL AIRPORT	350.98	406041
RITTER @ HOME	50.46	406061
AT&T	79.18	406069
VERIZON WIRELESS	531.86	406124
EDWARD MARTIN	54.95	406142
THE DINGO GROUP-PETE JORGENSEN MARI	270.40	406162
C & I OIL COMPANY INC	454.56	406171
		2,272.79**
2014 PORT SECURITY GRANT		
DBS ELECTRONICS	8,480.00	406016
		8,480.00**
		775,384.28***

**AGENDA ITEM****April 20, 2015**

Consider, possibly approve, authorize the County Judge to execute, receive and file Inter-local Agreement between Jefferson County, Texas and the City of Nederland, Texas for street repairs pursuant to Section 791.014, Texas Government Code.

STATE OF TEXAS

)

)

INTERLOCAL AGREEMENT

COUNTY OF JEFFERSON

)

WHEREAS, Jefferson County, Texas, by and through its Commissioners' Court as authorized by Chapter 791 of the Government Code and the City of Nederland, a body politic of the State of Texas, for the mutual benefit of the citizens they serve, desire to enter into a contract to provide certain services to each other, and;

WHEREAS, Jefferson County, Texas through Commissioner Precinct Two has, from time to time, capacity to provide labor and equipment suitable for the repair of roadways, and;

WHEREAS, the City of Nederland, has, from time to time, the need to maintain and repair streets and roadways which it owns, and;

WHEREAS, the city of Nederland, does not have the labor or equipment suited for such construction and/or maintenance, and;


Now, therefore, know all men by the these presents:

City of Nederland and Jefferson County hereby agree as follows:


1. Jefferson County shall furnish labor, equipment and material to repair certain streets, listed on Exhibit A incorporated herein when and as determined at the discretion of the Commissioner for Jefferson County Precinct Two, subject to the requirements of Section 791.014 of the Government Code.
2. The City of Nederland shall furnish Precinct Two, with materials needed in exchange for the labor and equipment. The City of Nederland will supply 1300 gallons of CRS-2 oil.
3. Consideration for the repairs herein contemplated shall be determined and mutually agreed from time to time depending on the scope of the repair needed.
4. This agreement shall be effective on the date of its execution and may be terminated at the will of either party.
5. This agreement shall be construed according to the laws of the State of Texas.
6. Nothing in this agreement shall be construed to create the existence of an agency relationship between the parties.
7. Any employee of a party performing services pursuant to this agreement shall not be deemed to be the agent of the party receiving services under this agreement.
- 8.

The parties further agree, pursuant to Sec. 791.015, Texas Government Code, that any dispute regarding the terms of this agreement will be submitted to an agreed upon mediator for resolution.

Executed on the 20th day of April, 2015.



Jeff R. Branich
Jefferson County Judge



R.A. "Dick" Nugent
Mayor, City of Nederland



City of Nederland

P.O. Box 967 · Nederland, Texas 77627 · (409) 723-1503 · FAX (409) 723-1550

R.A. "Dick" Nugent, Mayor
Don Albanese, Mayor Pro Tem
Talmadge Austin, Councilmember
Billy Neal, Councilmember
Craig J. Belaire, Councilmember
Christopher Duque, City Manager

March 10, 2015

Brent Weaver
Jefferson County Commission, Pct. 2
Road & Bridge Precinct 2
7759 Viterbo Road
Beaumont, Texas 77705

Re: 2015 STREET PROJECTS

Dear Commissioner Weaver:

The City of Nederland appreciates the opportunity to solicit assistance from Precinct 2 with the City's 2015 Street Program. The City requests your assistance with the following streets:

<u>BOMAG AND CHIP SEAL</u>	<u>WIDTH</u>	<u>LENGTH</u>
22 nd - Detroit to Gary	20	1,000
Gary - 21 st to 24 th	20	1,150
24 th - Detroit to Gary	20	1,000
Franklin - 23 rd to 24 th	20	500
13 th - Helena to Chicago	20	1,500
Franklin - Twin City Hwy to 12 th	20	500
Detroit - 8 th to 9 th	20	750
Atlanta - 1 st to 3 rd	20	1,250
Boston - 1 st to 3 rd	20	1,250
Chicago - Gage to 1 st	20	1,000
Detroit - Gage to Hwy 366	20	350
Ave J - Twin City Hwy to South 15 th	20	1,350
Ave L - Twin City Hwy to South 16 th	20	1,700
South 36 th - Ave H to Park	20	1,100
Helena - Twin City Hwy to Dead End	20	1,600
Total Lf		16,000

City resources are prepared to assist with the Precinct's efforts. If you have any questions or concerns, please contact me at my Office at (409) 723-1503 or via email at cduque@ci.nederland.tx.us. Thank you.

Sincerely,

Christopher Duque,
City Manager

"Programmed for Progress"

**AGENDA ITEM****April 20, 2015**

Consider, possibly approve, authorize the County Judge to execute, receive and file Inter-local Agreement between Jefferson County, Texas and the City of Groves, Texas for street repairs pursuant to Section 791.014, Texas Government Code.



CITY OF GROVES

P.O. BOX 846 • GROVES, TEXAS 77619
(409) 962-4471 • FAX (409) 963-3388

April 8, 2015

Commissioner Brent Weaver
Jefferson County Precinct 2
7759 Viterbo Road, Suite 1
Beaumont, TX 77705

Dear Commissioner Weaver:

Enclosed please find an executed Interlocal Agreement between Jefferson County and the City of Groves pertaining to the repair of streets and roadways. This agreement was approved at a regular meeting of the Groves City Council held on April 6, 2015. We retained a copy for our files.

If you have any questions please contact me at 409-960-5773.

Sincerely,

Kimbra B. Lowery
City Clerk

:kbl

c: D.E. Sosa, City Manager
David Smyth, Public Works Director



CITY OF GROVES

P.O. BOX 846 • GROVES, TEXAS 77619
(409) 962-4471 • FAX (409) 963-3388

March 10, 2015

Commissioner Brent Weaver
Road and Bridge Precinct 2
7759 Viterbo Road
Beaumont Texas 77705

Dear Brent:

The City of Groves appreciates the cooperation and contribution you make to our street program every year. As the spring and summer of 2015 approaches it is time to review our city streets and determine which of those streets will be in the program.

As in the past we are requesting assistance from Precinct 2 to complete this program in the form of equipment and labor as per the inter-local agreement between the city and county. This assistance allows the city to do more streets and to maximize our resources by partnering with the county.

Attached is a map and list of the streets, with to and from locations, length, width, total feet and miles that the City of Groves will be scheduling for the 2015 Groves street program.

Sincerely,

D.E. Sosa
City Manager
City of Groves

STATE OF TEXAS

)(

INTERLOCAL AGREEMENT

COUNTY OF JEFFERSON

)(

WHEREAS, Jefferson County, Texas, by and through its Commissioners' Court as authorized by Chapter 791 of the Government Code and the City of Groves, a body politic of the State of Texas, for the mutual benefit of the citizens they serve, desire to enter into a contract to provide certain services to each other, and;

WHEREAS, Jefferson County, Texas through Commissioner Precinct Two has, from time to time, capacity to provide labor and equipment suitable for the repair of roadways, and;

WHEREAS, the City of Groves, has, from time to time, the need to maintain and repair streets and roadways which it owns, and;

WHEREAS, the city of Groves, does not have the labor or equipment suited for such construction and/or maintenance, and;


Now, therefore, know all men by the these presents:

City of Nederland and Jefferson County hereby agree as follows:

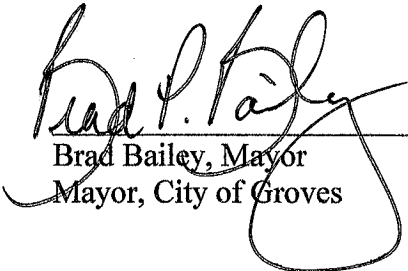
1. Jefferson County shall furnish labor and equipment to repair certain streets, listed on Exhibit A incorporated herein when and as determined at the discretion of the Commissioner for Jefferson County Precinct Two, subject to the requirements of Section 791.014 of the Government Code.
2. The City of Groves shall furnish Precinct Two, with materials needed in exchange for the labor and equipment. The City of Groves will furnish 400 gallons of tract oil and 700 gallons of prime oil.
3. Consideration for the repairs herein contemplated shall be determined and mutually agreed from time to time depending on the scope of the repair needed.
4. This agreement shall be effective on the date of its execution and may be terminated at the will of either party.
5. This agreement shall be construed according to the laws of the State of Texas.
6. Nothing in this agreement shall be construed to create the existence of an agency relationship between the parties.
7. Any employee of a party performing services pursuant to this agreement shall not be deemed to be the agent of the party receiving services under this agreement.

The parties further agree, pursuant to Sec. 791.015, Texas Government Code, that any dispute regarding the terms of this agreement will be submitted to an agreed upon mediator for resolution.

Executed on the 20th day of April, 2015.



Jeff R. Branick
Jefferson County Judge



Brad Bailey, Mayor
Mayor, City of Groves

City of Groves

The list below represents the City of Groves intended street program for 2015. As stated in the meeting earlier today, Groves is looking for the County to apply the oil for the final course of rock on all of our roads in the program with your truck.

Please let me know if you need any additional information.

Regards,

Street Limits Length

Maple 25th to 32nd 2650

Grant 39th to 32nd 2640

Gulf Baird to Monroe 1970

North 32nd to East 781

Georgia

Mockingbird - Hogaboom 1305

Clermont W. Jefferson to Monroe 1268

Lawndale Monroe to VanBuren 1266

Glaser W. Parkway to 39th 455

Kent Jackson to VanBuren 618

12,953

David Smyth

Director of Public Works

4925 McKinley Avenue

City of Groves, Texas 77619

409-960-5717

**AGENDA ITEM****April 20, 2015**

Consider, possibly approve, authorize the County Judge to execute, receive and file Inter-local Agreement between Jefferson County, Texas and the City of Port Neches, Texas for street repairs pursuant to Section 791.014, Texas Government Code.



ORIGINAL

STATE OF TEXAS

)(

INTERLOCAL AGREEMENT

)(

COUNTY OF JEFFERSON

)(

WHEREAS, Jefferson County, Texas, by and through its Commissioners' Court as authorized by Chapter 791 of the Government Code and the City of Port Neches, a body politic of the State of Texas, for the mutual benefit of the citizens they serve, desire to enter into a contract to provide certain services to each other, and;

WHEREAS, Jefferson County, Texas through Commissioner Precinct Two has, from time to time, capacity to provide labor and equipment suitable for the repair of roadways, and;

WHEREAS, the City of Port Neches, has, from time to time, the need to maintain and repair streets and roadways which it owns, and;

WHEREAS, the city of Port Neches, does not have the labor or equipment suited for such construction and/or maintenance, and;

Now, therefore, know all men by the these presents:


City of Port Neches and Jefferson County hereby agree as follows:

1. Jefferson County shall furnish labor and equipment to repair certain streets, listed on Exhibit A incorporated herein when and as determined at the discretion of the Commissioner for Jefferson County Precinct Two, subject to the requirements of Section 791.014 of the Government Code.
2. The City of Port Neches shall furnish Precinct Two, with all materials needed in exchange for the labor and equipment. The City of Port Neches will provide 1300 gallons of CRS-2 oil with a value of approximately \$3,500.00.
3. Consideration for the repairs herein contemplated shall be determined and mutually agreed from time to time depending on the scope of the repair needed.
4. This agreement shall be effective on the date of its execution and may be terminated at the will of either party.
5. This agreement shall be construed according to the laws of the State of Texas.
6. Nothing in this agreement shall be construed to create the existence of an agency relationship between the parties.
7. Any employee of a party performing services pursuant to this agreement shall not be deemed to be the agent of the party receiving services under this agreement.
- 8.

The parties further agree, pursuant to Sec. 791.015, Texas Government Code, that any dispute regarding the terms of this agreement will be submitted to an agreed upon mediator for resolution.

Executed on the 20th day of April, 2015.



Jeff R. Branick
Jefferson County Judge

Glenn Johnson
Mayor, City of Port Neches



1005 Merriman Street Port Neches, Texas 77651
P.O. Box 758 Port Neches, Texas 77651
office 409.727.2182 fax 409.719.4302

www.ci.port-neches.tx.us

February 9, 2015

Brent Weaver
Jefferson County Commissioner
Road & Bridge Precinct 2
7759 Viterbo Road
Beaumont, TX 77705

Dear Commissioner Weaver:

On behalf of the City of Port Neches, please accept this correspondence as a request for assistance from Jefferson County for the City's 2015 street repair program. Specifically, this request would involve the use of Jefferson County equipment and personnel as in past years. The City will supply all materials for the project. For your reference, I have attached a list of the proposed 2015 street work.

The City and our residents very much appreciate the assistance provided by Jefferson County. Thank you for your consideration of this request.

Should you have any questions or need additional information please contact me at 719-4200.

Sincerely,

A handwritten signature in blue ink, appearing to read "Andre' Wimer", with a long, sweeping underline.

Andre' Wimer
City Manager

CC: Taylor Shelton, Public Works Director

ORDER APPOINTING CRIMINAL ASSOCIATE JUDGE

Pursuant to authority granted in Texas Government Code Chapter 54A, sections 54A.001 through 54A.014, and pursuant to the Commissioners Court of Jefferson County, Texas having approved creation of a Criminal Associate Judge position, the undersigned duly-elected judges of the Criminal Courts of Jefferson County, Texas request the appointment of Rod J. Paasch as Criminal Associate Judge for Jefferson County Criminal Courts.

The Criminal Associate Judge shall have the powers authorized under said Government Code provisions. Judge(s) of criminal courts in Jefferson County, Texas handling misdemeanor and felony cases may refer to the Associate Criminal Judge any matter arising out of a criminal case involving:


1. A negotiated plea of guilty or no contest before the court;
2. A bond forfeiture;
3. A pretrial motion;
4. A writ of habeas corpus;
5. An examining trial;
6. An occupational driver's license;
7. An appeal of an administrative driver's license revocation hearing;
8. A civil commitment matter under Subtitle C, Title 7, Health and Safety Code;
9. Setting, adjusting, or revoking bond;
10. The issuance of search warrants, including a search warrant under Article 18.02 (10), Code of Criminal Procedure, notwithstanding Article 18.01 (c), Code of Criminal Procedure; and
11. Any other matter the judge considers necessary and proper.

This order shall be construed also as an order of referral from each of the undersigned judges to the Associate Criminal Judge to handle all cases and dockets which they may hereafter refer to the Associate Criminal Judge without the need for a separate written order for any case, as authorized per section 54A.007(b)(5).

Nothing in this order shall prevent a referring judge from limiting the associate criminal judge's powers in specific cases.

This order is effective immediately as to each court listed below upon the signature of that court's judge.


Signed this 20th day of April, 2015.



Jeff R. Branick, County Judge


Honorable G.R. "Lupe" Flores

County Court At Law No. 2




Honorable John B. Stevens, Jr.

Criminal District Court



Honorable Clint Woods

County Court At Law No. 3



Honorable Raquel West

252nd District Court



Resolution

STATE OF TEXAS

§
§
§

COMMISSIONERS COURT

COUNTY OF JEFFERSON

OF JEFFERSON COUNTY, TEXAS

BE IT REMEMBERED at a meeting of Commissioners' Court of Jefferson County, Texas, held on the 20th day of April, 2015, on motion made by Everette Alfred, Commissioner of Precinct No. 4, and seconded by Eddie Arnold, Commissioner of Precinct No. 1, the following Resolution was adopted:

DEPARTMENT OF HOMELAND SECURITY-RESTORE ACT

WHEREAS, the Congress of the United States has set up a funding allocation system through the RESTORE Act passed in 2012 to have Gulf-wide competition for 60% of the Clean Water Act penalty funds using best available science criteria and using an emphasis on sustainable coastal economies, and;

WHEREAS, Jefferson County is within the Chenier Plain Alliance counties and parishes that are home to critically important economic assets including vital petrochemical refineries and port facilities, and;


WHEREAS, Jefferson County as part of the Chenier Plain region is home to over half of the nation's strategic petroleum reserve capacity at Big Hill Strategic Petroleum Reserve in Jefferson County and the Hackberry Strategic Petroleum Reserve in Calcasieu Parish that is transported to the Sabine Neches Water, and;


WHEREAS, the Sabine Neches Waterway, that forms the state boundary between Texas and Louisiana, is also home to the nation's number one military embarkation port facility at the Port of Beaumont, and;


WHEREAS, the volatile state of global affairs should cause heightened security awareness across federal and state agencies including the Department of Homeland Security:

NOW, THEREFORE BE IT RESOLVED, that the Jefferson County Commissioners Court respectfully urges the Department of Homeland Security to henceforth exercise its full RESTORE Council role and become a nominator of projects for future rounds of RESTORE Bucket 2 and Bucket 3 spending and that, in making those future nominations, the Department of Homeland Security will emphasize the energy and national security assets of the nation, that are located along the Gulf Coast, including an evaluation of those assets in Jefferson County compared to energy and national security assets elsewhere in the Gulf.


SIGNED this 20th day of April, 2015


JUDGE JEFF R. BRANICK
County Judge




COMMISSIONER EDDIE ARNOLD
Precinct No. 1


COMMISSIONER MICHAEL S. SINEGAL
Precinct No. 3


COMMISSIONER BRENT A. WEAVER
Precinct No. 2


COMMISSIONER EVERETTE D. ALFRED
Precinct No. 4



PROCLAMATION

STATE OF TEXAS

§
§
§

COMMISSIONERS COURT

COUNTY OF JEFFERSON

OF JEFFERSON COUNTY, TEXAS

BE IT REMEMBERED at a meeting of Commissioners' Court of Jefferson County, Texas, held on the 20th day of April, 2015, on motion made by Everette Alfred, Commissioner of Precinct No. 4, and seconded by Eddie Arnold, Commissioner of Precinct No. 1, the following Proclamation was adopted:

National Crime Victims' Rights Week

Whereas, Americans are the victims of more than 26 million crimes each year,¹ and crime can touch the lives of anyone regardless of age, national origin, race, creed, religion, gender, sexual orientation, immigration, or economic status;

Whereas, Engaging victims' communities and learning from leaders about their unique needs helps service providers foster a supportive and culturally relevant atmosphere in which victims seek help and healing;

Whereas, Incorporating communities' existing experts and trusted sources of support into efforts to fully serve survivors will develop a criminal justice system response that is truly accessible and appropriate for all victims of crime;

Whereas, With the full weight of their community and victim service providers behind them, survivors will feel empowered to face their grief, loss, fear, anger, and shame, without fear of judgment and will feel understood and worthy of support;

Whereas, National Crime Victims' Rights Week, April 19-25, 2015, is an opportune time to commit to ensuring that all victims of crime are offered accessible and appropriate services in the aftermath of crime; and

Whereas, Jefferson County Victims' Assistant Center is hereby dedicated to building partnerships to better reach and serve all victims of crime, no matter their community;

NOW, THEREFORE, BE IT RESOLVED that the Commissioners Court of Jefferson County, Texas, does hereby proclaim the week of April 19-25, 2015, as **Crime Victims' Rights Week** and we reaffirm that Jefferson County, Texas is committed to creating a victim service and criminal justice response that assists all victims of crime during Crime Victims' Rights Week and throughout the year;


Signed this 20th day of April, 2015.



JEFF R. BRANICK
County Judge


COMMISSIONER EDDIE ARNOLD
Precinct No. 1


COMMISSIONER BRENT A. WEAVER
Precinct No. 2


COMMISSIONER MICHAEL S. S.
Precinct No. 3


COMMISSIONER EVERETTE D. ALFRED
Precinct No. 4





PROCLAMATION

STATE OF TEXAS

§
§
§

COMMISSIONERS' COURT

COUNTY OF JEFFERSON

OF JEFFERSON COUNTY, TEXAS

BE IT REMEMBERED at a meeting of Commissioners' Court of Jefferson County, Texas, held on the 20th day of April, 2015, on motion made by Everette Alfred, Commissioner of Precinct No. 4, and seconded by Eddie Arnold, Commissioner of Precinct No. 1, the following Proclamation was adopted:

Sixth Annual Arc of Greater Beaumont Awareness Week


Whereas, the Arc of Greater Beaumont strives to promote awareness and understanding of the disability community through community service events, self advocacy, and legislative advocacy in hopes of creating a community of acceptance and inclusion for more than 90,000 residents in Southeast Texas; and

Whereas, The Arc of Greater Beaumont is a nonprofit organization committed to creating opportunities for people with intellectual and developmental disabilities to be included in their communities throughout Southeast Texas and The Arc's new brand is sweeping the country with more than 700 Arc state and local chapters. The Arc of Greater Beaumont offers the following services for individuals with developmental disabilities, parent networking and support, Arc Summer Day Camps, Fun and Fitness Events, and Arc Social Clubs, and Self Advocacy.

Therefore, Be It Resolved that the Commissioners Court of Jefferson County, Texas does hereby declare the week of **April 19-25, 2015**, the sixth annual Arc Awareness Week and we offer best wishes and support for a successful educational campaign for individuals with intellectual and developmental disabilities culminating in the celebratory event of their accomplishments at the Arc Celebrity Style Show and Dinner on Friday April 24, 2015.

Signed this 20th day of April, 2015.


JUDGE JEFF R. BRANICK
County Judge




COMMISSIONER EDDIE ARNOLD
Precinct No. 1


COMMISSIONER MICHAEL S. SINEGAL
Precinct No. 3


COMMISSIONER BRENT A. WEAVER
Precinct No. 2


COMMISSIONER EVERETTE D. ALFRED
Precinct No. 4



Resolution

STATE OF TEXAS

§
§
§

COMMISSIONERS' COURT

COUNTY OF JEFFERSON

OF JEFFERSON COUNTY, TEXAS

BE IT REMEMBERED at a meeting of Commissioners' Court of Jefferson County, Texas, held on the 20th day of April, 2015, on motion made by Eddie Arnold, Commissioner of Precinct No. 1, and seconded by Everette Alfred, Commissioner of Precinct No. 4, the following Resolution was adopted:

FAIR HOUSING MONTH

WHEREAS, The Commissioners' Court of Jefferson County finds it in the best interest of the citizens of Jefferson County that it has adopted a Fair Housing Activity Statement; and


WHEREAS, Commissioners' Court of Jefferson County has agreed to cooperate with HUD, the State of Texas and local cities to promote fair housing policies and to comply with all laws and regulations that pertain to fair housing; and

WHEREAS, Commissioners' Court of Jefferson County acknowledges that while it does not administer or provide any funding for public housing, it can support efforts of other government entities and private agencies in their effort to eradicate impediments to fair housing that are proscribed by Title VII of the Civil Rights Act 1968; and



WHEREAS, the Commissioners Court of Jefferson recognizes that April, 2015 is Fair Housing Month.

NOW, THEREFORE, BE IT RESOLVED that the Commissioners' Court of Jefferson County, does resolve that it will promote awareness of fair housing practices and encourage potential homeowners and renters to be aware of their rights under the National Fair Housing Law.


Signed this 20th of April, 2015



JUDGE JEFF R. BRANICK
County Judge

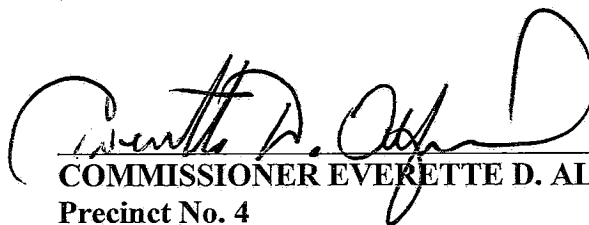
COMMISSIONER EDDIE ARNOLD
Precinct No. 1



COMMISSIONER MICHAEL S. SINEGAL
Precinct No. 3



COMMISSIONER BRENT A. WEAVER
Precinct No. 2



COMMISSIONER EVERETTE D. ALFRED
Precinct No. 4

**AGENDA ITEM****April 20, 2015**

Consider, approve, receive and file Certificate of Judge Jeff Branick to certify he has been awarded 32 Professional Development hours for participating in the 2015 National Hurricane Conference.

Certificate of Achievement

This certifies that
Jeff Branick

*has been awarded 32 professional development hours for participating in
the 2015 National Hurricane Conference, March 30 - April 2 in Austin, Texas.*

Presented by



The National Hurricane Conference, Inc.



David L. Tait, Executive Director

Commissioners' Court Order No. 10-4-15Precinct No. 4

NOTICE OF PROPOSED PLACEMENT OF
PUBLIC UTILITY LINE/Common Carrier Pipeline Within
JEFFERSON COUNTY RIGHT-OF-WAY
(2003 REVISION)

Date 4-14-15

HONORABLE COMMISSIONERS' COURT
JEFFERSON COUNTY
BEAUMONT, TEXAS 77701

Gentlemen:

AT&T (Company) does hereby made application to use lands belonging to Jefferson County, for the purpose of constructing, maintaining or repairing a utility or common carrier pipeline for the distribution of Fiber Optic Cable BLEWETT RD. location of which is fully described as follows: ADDITIONAL FIBER OPTIC CABLE ON AND ALONG BLEWITT RD. 8401 BLEWITT RD HUB TO 9025 BLEWITT RD (SEE PLAT # 7 -> PLAT # 10) CONTRACTOR WILL BE PLACING CABLE IN BOTH OPEN TRENCH AND BORE IN EXISTING RIGHT OF WAY.
11 pages or drawings attached.

Construction will begin on or after May 4, 2015.

It is understood that all work will comply with the requirements of the Utility and Common Carrier Pipeline Policy adopted by Jefferson County Commissioners' Court on _____, and all subsequent revisions thereof to date.

Company AT&TBy Jay RomeroTitle Design EngineerAddress 555 Main Room 208
Beaumont, TX 77701Telephone (409) 839-6123Fax No. (409) 839-6904

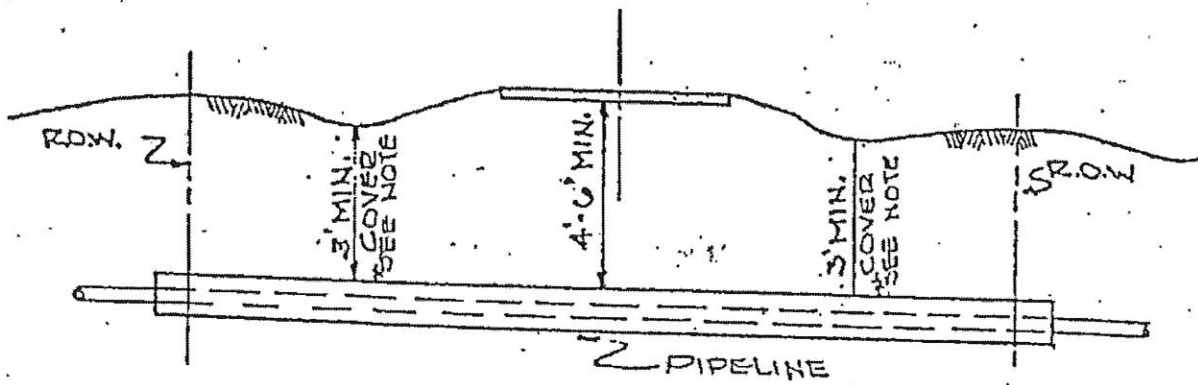
FOR COMMON CARRIER PIPELINE COMPANY ONLY

1. Common Carrier Determination form must be attached to application.
2. Corporation/Person product is to be purchased from/delivered to:

Enclosed, please find the required application fee:

<u>N/A</u> road crossing @ \$100.00	\$ <u>N/A</u>
<u>N/A</u> miles parallel @ \$150.00/mile or fraction	\$ <u>N/A</u>
TOTAL	\$ <u>N/A</u>

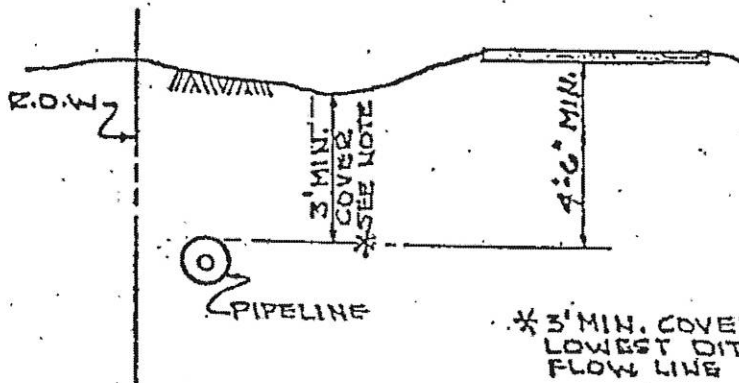
We understand that a Performance Bond will be required to protect against damage to Jefferson County's property. This will be \$5,000.00 per crossing and \$50,000.00 per mile or fraction thereof for parallel construction unless a special hazard to Jefferson County's property is judged to exist. No work will begin until the County Engineer has been furnished such bonds as Jefferson County Commissioners' Court may choose to require.



* 3' MIN. COVER AT
LOWEST DITCH
FLOW LINE ELEV.

NOTE: CASING TO EXTEND
10' OUTSIDE R.O.W. EACH
SIDE OF ROAD.

1. STANDARD PIPELINE CROSSING



* 3' MIN. COVER AT
LOWEST DITCH
FLOW LINE ELEV.

2. STANDARD PARALLEL LINE

JEFFERSON COUNTY
ENGINEERING DEPARTMENT

PIPELINE DETAILS (STD.)

12-7-79 | NO SCALE |

ENGINEERING ACTION FORM

The minimum standard bond required is \$ N/A

Shirley M. Rao
Director of Engineering

04/20/15
Date

COMMISSIONERS COURT ORDER

On this date the attached application of a utility or common carrier pipeline came on for the Courts consideration, and the Court having considered the application is of the opinion that the applicant is a utility or common carrier pipeline company meeting all the requirements of County Policy for installation of a line in County roads and that the plans or details presented with said application did not appear to violate the County Regulations. It is ORDERED that said applicant shall comply with all provisions of the Pipe Line Policy adopted by this Court, and all subsequent revisions. The bond required shall be \$ N/A. Special conditions of construction (are/are not) attached hereto.

COMMISSIONERS COURT

By 
County Judge

WARNING
HIGH PROFILE
CABLE

1 - The contractor must notify the AT&T Contract Coordinator 48 hours prior to starting work around high profile facilities.

2 - All pre-work by the contractor should be performed before the build authorization meeting (i.e., potholes, cable exposure, etc.) All pre-work should be excavated to allow the correct identification of facilities. In addition, all lump sum bid projects will have potholes, cable exposure, etc. performed by a vacuum method.

3 - The build authorization meeting should be held on site if possible or via telephone if the onsite meeting is not feasible. This meeting is required between the contractor and the AT&T Contract Coordinator.

4 - If there is any doubt about existing cable facility locations, solicit assistance from AT&T personnel.

5 - The contractor must verify the location of the high profile facilities at the beginning, at each road crossing and at each significant obstacle in the cable path that may have altered the original placement (i.e. sewer manhole, street light signal box, etc.) and minimum of every 300' when excavating 2' 5' of the high profile facility. Attention should be given to the obstacles in the trench path and the minimum locate verification will be every 1000'

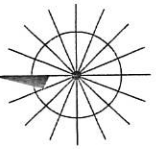
6 - No bore should be performed with 10' vertically or horizontally at the existing high profile cable facilities without prior consultation with AT&T Engineering/Construction personnel.

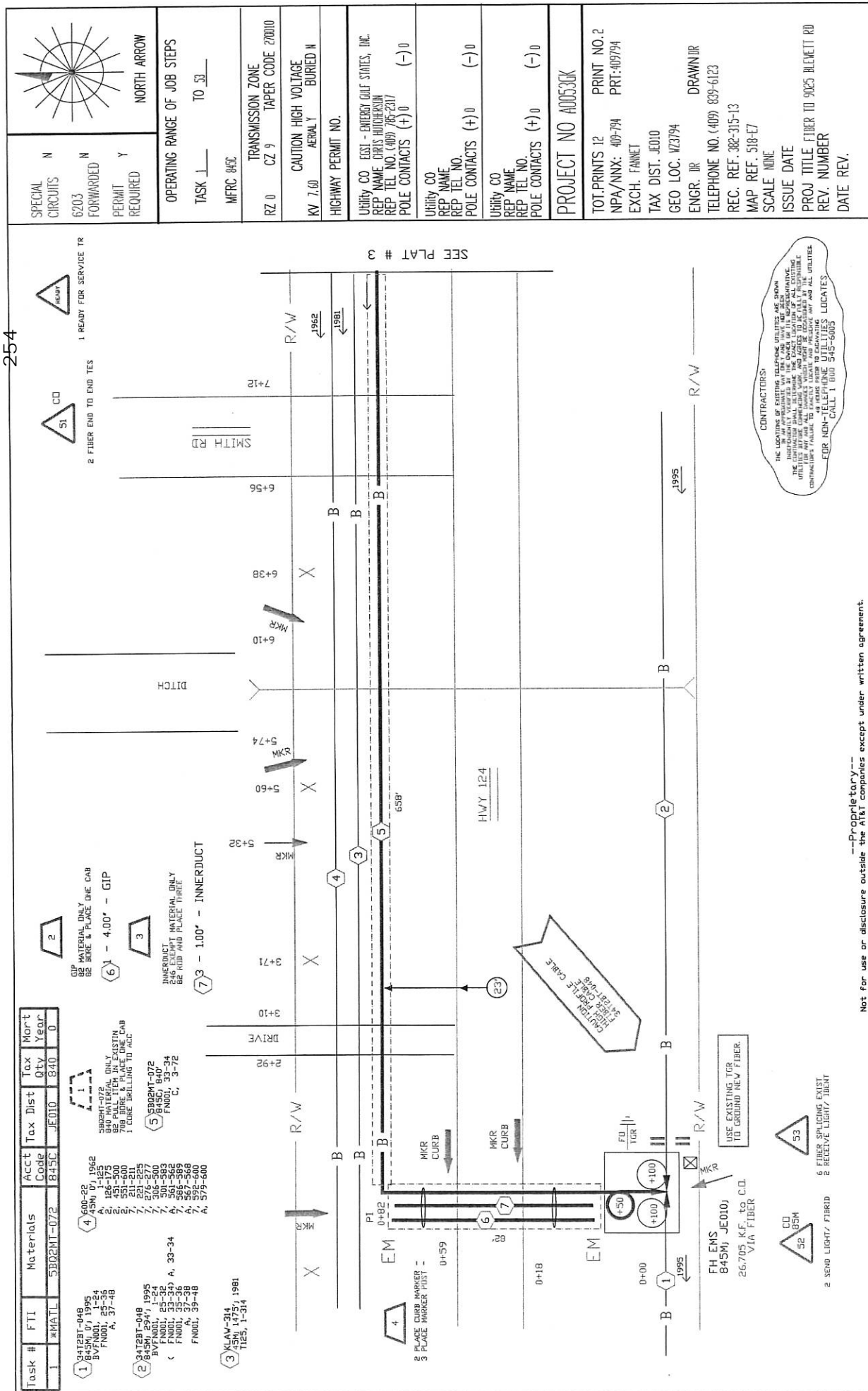
7 - Existing high profile copper/fiber cables should be exposed on both sides of thoroughfare prior to commencing bore.

8 - The contractor must not mechanically excavate within 2' of either side of a high profile facility.

CONTRACTORS:
THE LOCATIONS OF EXISTING TELEPHONE UTILITIES ARE SHOWN
INDICATED BY THE "X" MARKS. THESE MARKS ARE NOT TO BE
REMOVED OR ALTERED. THE CONTRACTOR SHALL BE RESPONSIBLE
FOR VERIFYING THE LOCATION OF ALL UTILITIES. THE CONTRACTOR
SHALL BE RESPONSIBLE FOR VERIFYING THE LOCATION OF ALL UTILITIES
BEFORE ANY EXCAVATION. TO ENSURE A LIQUID AND PRESSURE TIGHT AND ALL UTILITIES
FOR NON-TELEPHONE UTILITIES LOCATES
CALL 1 800 545-6005

---Proprietary---
Not for use or disclosure outside the AT&T companies except under written agreement.

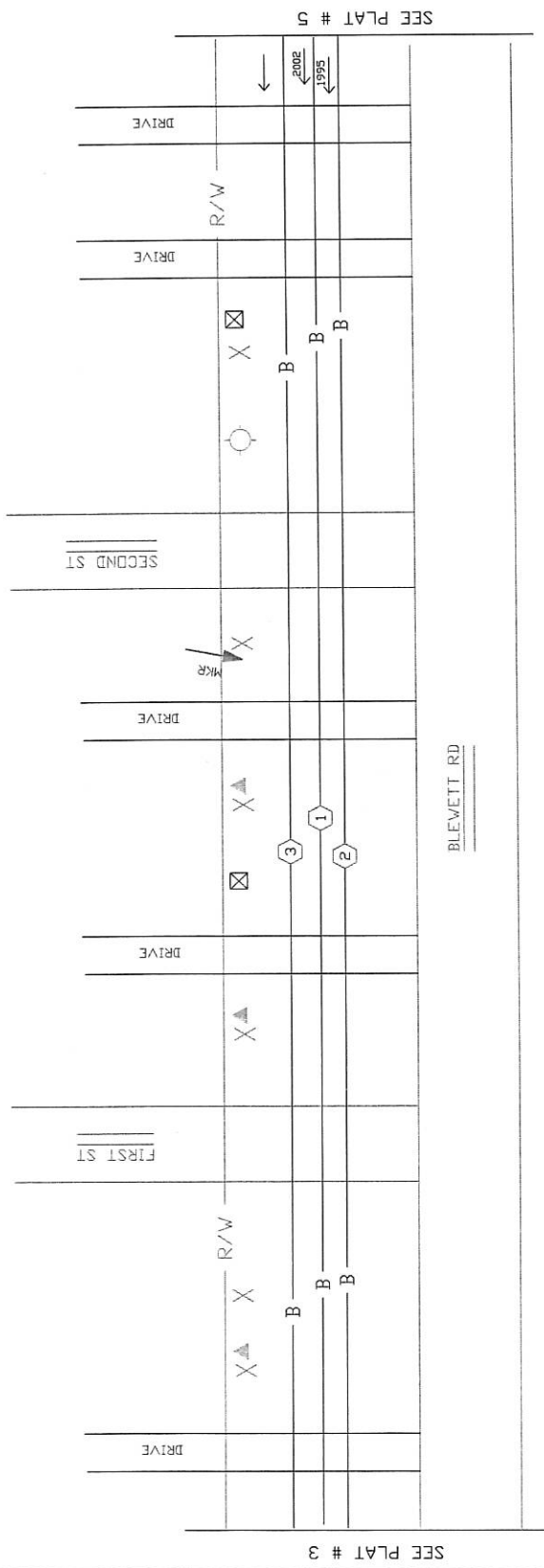
SPECIAL CIRCUITS 6203 FORWARDED PERMIT REQUIRED	N N N	
OPERATING RANGE OF JOB STEPS TASK _____ TO _____		
MFR: 8452		
TRANSMISSION ZONE RZ 0 CZ 9 TAPER CODE 27000		
CAUTION HIGH VOLTAGE KV 7.60 AERIAL Y BURIED N		
HIGHWAY PERMIT NO.		
UTILITY CO. EGI - ENERGY OIL STATES, INC. REP NAME CHRIS HUTCHESON REP TEL NO. (409) 785-2317 POLE CONTACTS (+) 0 (-) 0		
UTILITY CO. REP NAME REP TEL NO. POLE CONTACTS (+) 0 (-) 0		
UTILITY CO. REP NAME REP TEL NO. POLE CONTACTS (+) 0 (-) 0		
PROJECT NO A00530K		
TOT. PRINTS 12 PRINT NO. 1 NPA/NNX: 409-794 PRT: 409794 EXCH. FANMET TAX DIST. J010 GEO LOC. W23794 ENGR. JR DRAWN JR TELEPHONE NO. (409) 839-6123 REC. REF. 302-315-13 MAP REF. 518-47 SCALE NONE ISSUE DATE PROJ. TITLE FIBER TO 9025 BEMETT RD REV. NUMBER DATE REV.		



--Proprietary--
Not for use or disclosure outside the AT&T companies except under written agreement.

--Proprietary--
 1-4 See use as disclosed outside the AETI companies except under written agreement;

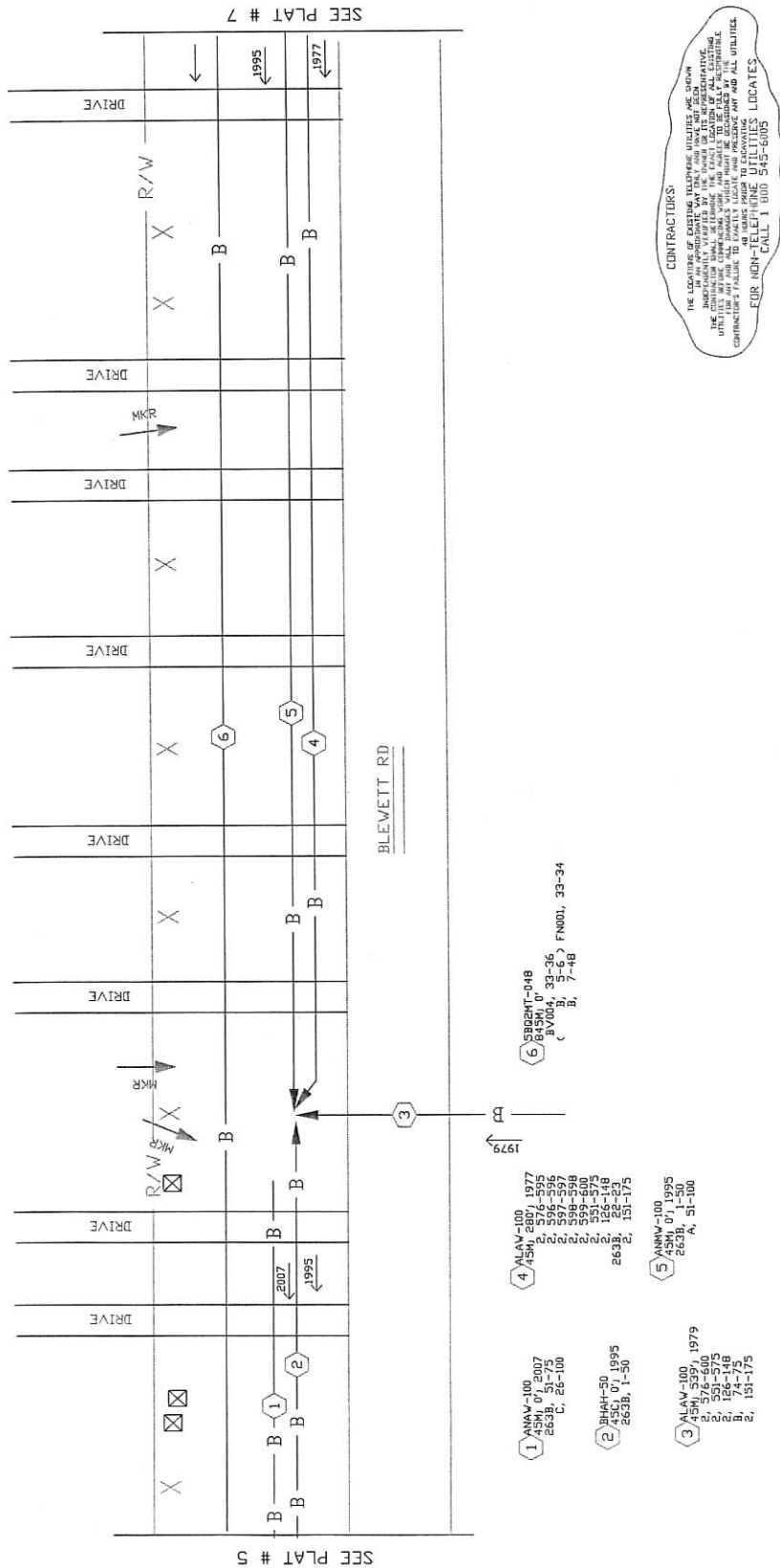
SPECIAL CIRCUITS 6203 FORWARDED PERMIT REQUIRED	NORTH ARROW	OPERATING RANGE OF JOB STEPS TASK _____ TO _____ MFCR 84CM	
TRANSMISSION ZONE RZ 0 CZ 9 TAPER CODE 27000		CAUTION HIGH VOLTAGE KV 7.60 AERIAL Y BURIED N	
HIGHWAY PERMIT NO.		UTILITY CO. EST. - ENERGY GOLF STATES, INC. REP NAME CHRIS HUTCHERSON REP TEL NO. (409) 765-2317 POLE CONTACTS (+) 0 (-) 0	
UTILITY CO REP NAME REP TEL NO.		POLE CONTACTS (+) 0 (-) 0	
UTILITY CO REP NAME REP TEL NO.		POLE CONTACTS (+) 0 (-) 0	
PROJECT NO A00530K			
TOT. PRINTS 12 PRINT NO. 4 NPA/NNX: 409-794 PRT: 409794 EXCH. FANMET TAX DIST. J010 GEO LOC. WZ3794 ENGR. DR DRAWN DR TELEPHONE NO. (409) 839-6123 REC. REF. 302-315-13 MAP REF. 518-E7 SCALE NINE ISSUE DATE PROJ TITLE FIBER TO 9025 BLEWETT RD REV. NUMBER DATE REV.			



- 1 ALW-100
455M, 0, 2002
263B, 1, 26-100
C, 26-100
- 2 BHAH-50
455M, 0, 1995
263B, 1, 50
- 3 3302MT-048
845M, 0, 33-36
845M, 0, 33-34
B, 7-48

CONTRACTORS:
 THE LOCATIONS OF EXISTING TELEPHONE UTILITIES ARE SHOWN
 ON THIS PLAN. CONTRACTORS SHALL BE RESPONSIBLE FOR
 THE PROTECTION OF ALL UTILITIES. CONTRACTORS SHALL
 BE RESPONSIBLE FOR THE PROTECTION OF ALL UTILITIES.
 CONTRACTORS SHALL BE RESPONSIBLE FOR THE PROTECTION
 OF ALL UTILITIES. CONTRACTORS SHALL BE RESPONSIBLE
 FOR THE PROTECTION OF ALL UTILITIES.
 FOR NON-TELEPHONE UTILITIES LOCATES
 CALL 1 800 545-5005

--Proprietary--
 Not for use or disclosure outside the A&T companies except under written agreement.



--Proprietary--
 Not for use or disclosure outside the AT&T companies except under written agreement.

SPECIAL CIRCUITS N 6203 FORWARDED N PERMIT REQUIRED N	 NORTH ARROW	OPERATING RANGE OF JOB STEPS TASK _____ TO _____ MFR: 865M	TRANSMISSION ZONE RZ 0 CZ 9 TAPER CODE 270010	CAUTION HIGH VOLTAGE KV 7.60 AERIAL Y BURIED N	HIGHWAY PERMIT NO.	UTILITY CO. EGT - ENERGY GULF STATES, INC. REP NAME: CHRIS HUTCHESON REP TEL NO. (409) 765-2317 POLE CONTACTS (+) 0 (-) 0	UTILITY CO. REP NAME: REP TEL NO. POLE CONTACTS (+) 0 (-) 0	UTILITY CO. REP NAME: REP TEL NO. POLE CONTACTS (+) 0 (-) 0	PROJECT NO. 400530K	TOT. PRINTS 12 PRINT NO. 7 NPA/NNX: 409-794 PRT: 409794 EXCH. FANMET TAX DIST. JE010 GEO LOC. W3794 ENGR. DR DRAWN DR TELEPHONE NO. (409) 839-6123 REC. REF. 302-315-13 MAP REF. 518-47 SCALE NONE ISSUE DATE PROJ. TITLE FIBER TO 9025 BLEWETT RD REV. NUMBER DATE REV.
---	-----------------	--	--	---	--------------------	--	--	--	---------------------	---

SEE PLAT # 6

BLEWETT RD

SEE PLAT # 8

① 5802MT-048
84SM, 0
BV004, 33-36
B, 7-48
FN001, 33-34

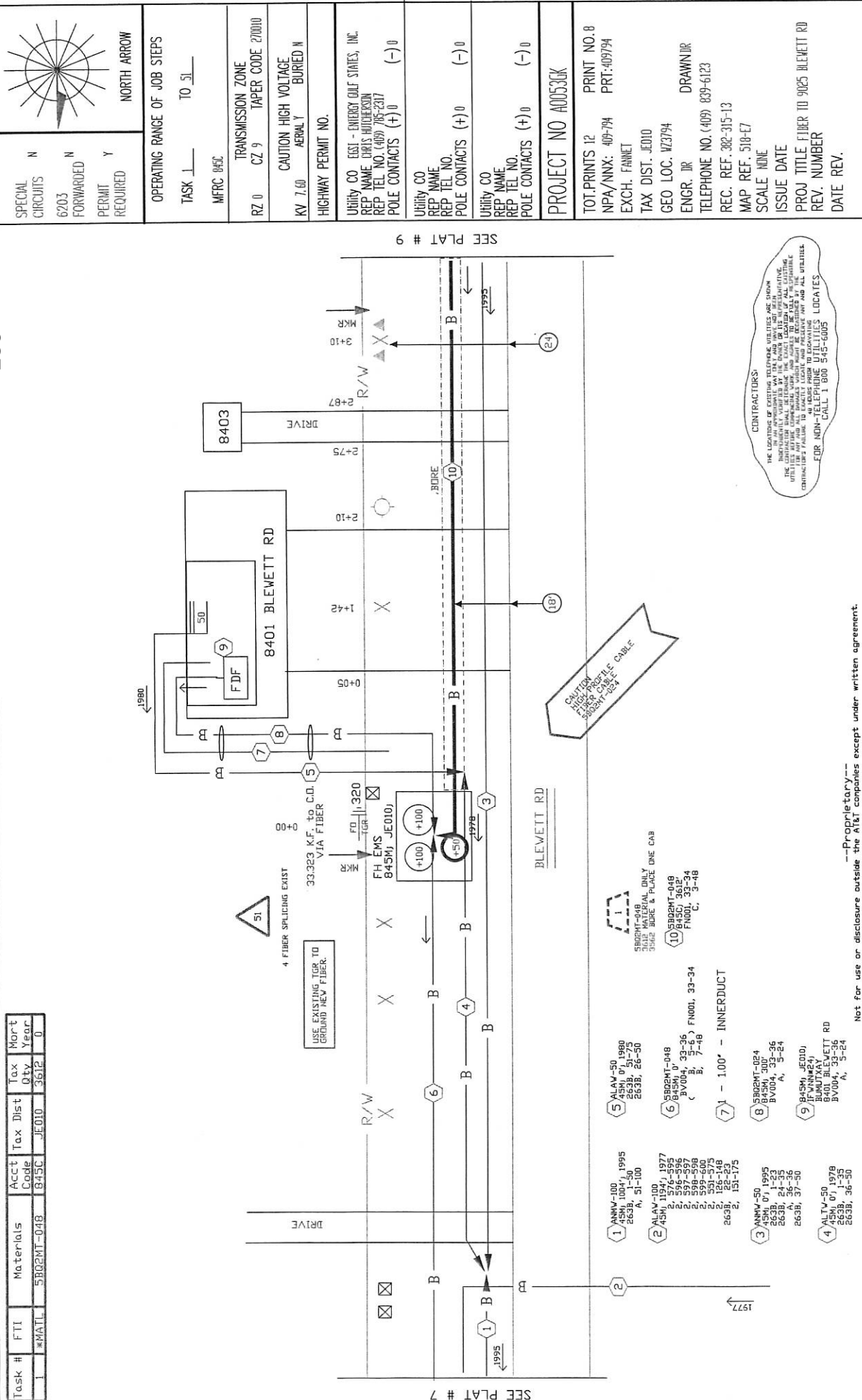
② ANNW-100 095
263B, 01-20
A, 51-100

③ ANNW-100
01-1977
2, 516-595
2, 525-525
2, 525-525
2, 558-528
2, 559-600
2, 559-600
2, 126-148
263B, 22-23
2, 151-175

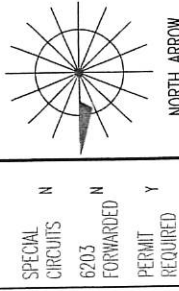
CONTRACTORS:

THE LOCATIONS OF EXISTING TELEPHONE UTILITIES ARE SHOWN
AND APPROXIMATELY BY THE "X" MARKS. THE CONTRACTOR SHALL
VERIFY THE LOCATION OF ALL UTILITIES PRIOR TO LOCATING THE
NEW UTILITIES. THE CONTRACTOR SHALL BE RESPONSIBLE FOR
OBTAINING ALL NECESSARY PERMITS AND FOR PROTECTING ALL
EXISTING UTILITIES. NO WORK SHALL BE DONE WITHIN THE
R/W OF ANY ROAD, RAILROAD, OR AIRWAY WITHOUT THE
APPROPRIATE PERMITS AND PROTECTION. CALL 1 800 545-5005
FOR NON-EMERGENCY LOCATIONS.

---Proprietary---
Not for use or disclosure outside the AT&T companies except under written agreement.



--Proprietary--
not for use or disclosure outside the A&T companies except under written agreement.

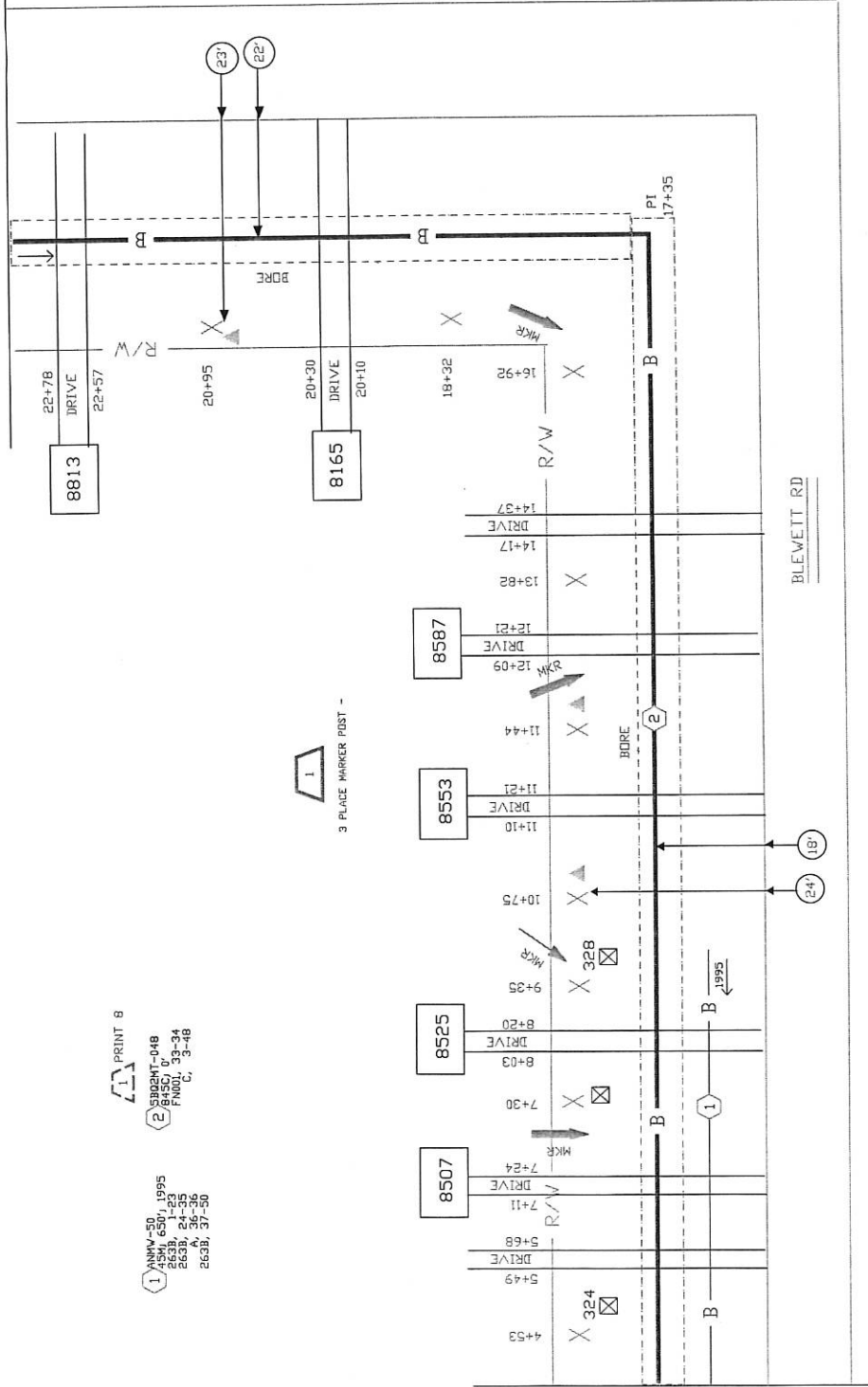


✓, PRINT 8

1 ANMW-50
45M, 650', 1995
263B, 1-23
263B, 24-35
A, 36-36
263B, 37-50

2 5BQ2MT-048
B45C, 0'
FN001, 33-34
C. 3-48

3 PLACE MARKER POST -



SEE PLAT # 8

PROJECT NO. A00536K

TOT.PRINTS 12 PRINT NO.9
NPA/NNX: 409-794 PRT:409794

EXCH. FANNET

TAX DIST. JF010

FAX DIST. 360.6
GEO LOC. VZ3794

ENGR ID DRAWN BY

TELEPHONE NO. (409) 839-6123

REF: RFE 382-315-31

MAP REF. 518-E7

SCALE NONE

ISSUE DATE

PROJ TITLE FIBER TO 9025 BLEWETT RD

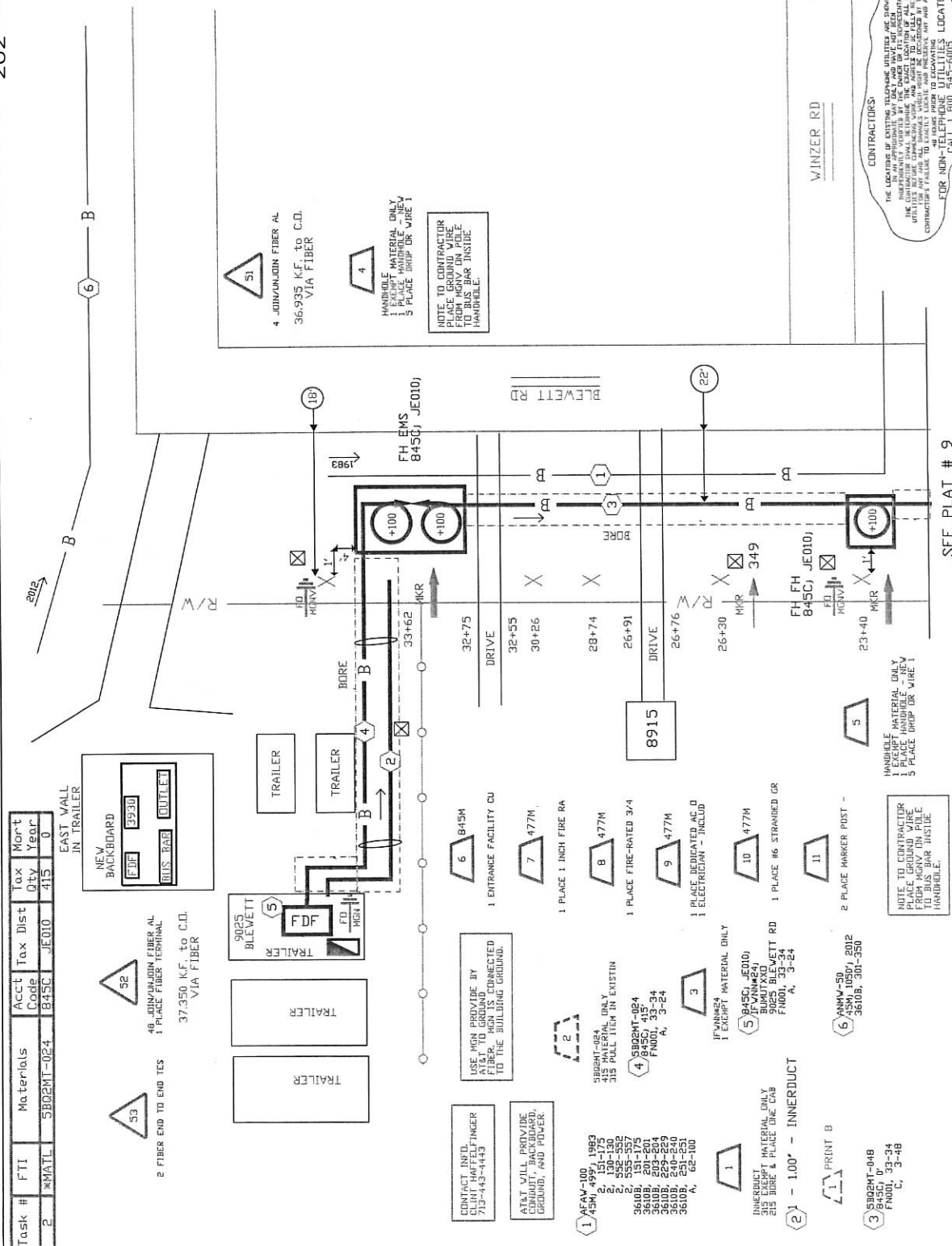
REV. NUMB.

CHARACTERISTICS:

THE LOCATIONS OF EXISTING TELEPHONE UTILITIES ARE SHOWN
INDEPENDENTLY VERIFIED BY THE OWNER FOR ITS REPRESENTATIVE.
THE CONTRACTOR SHALL DETERMINE THE EXACT LOCATION OF ALL EXISTING
UTILITIES BEFORE COMMENCING WORK. CONTRACTORS SHALL BE RESPONSIBLE
FOR THE PROTECTION OF ALL UTILITIES LOCATED BY THE CONTRACTOR.
CONTRACTOR'S FAILURE TO EXACTLY LOCATE AND PRESERVE ANY AND ALL UTILITIES
AS HEARS PRIOR TO EXCAVATING

--Proprietary--

Not for use or disclosure outside the AT&T companies except under written agreement.

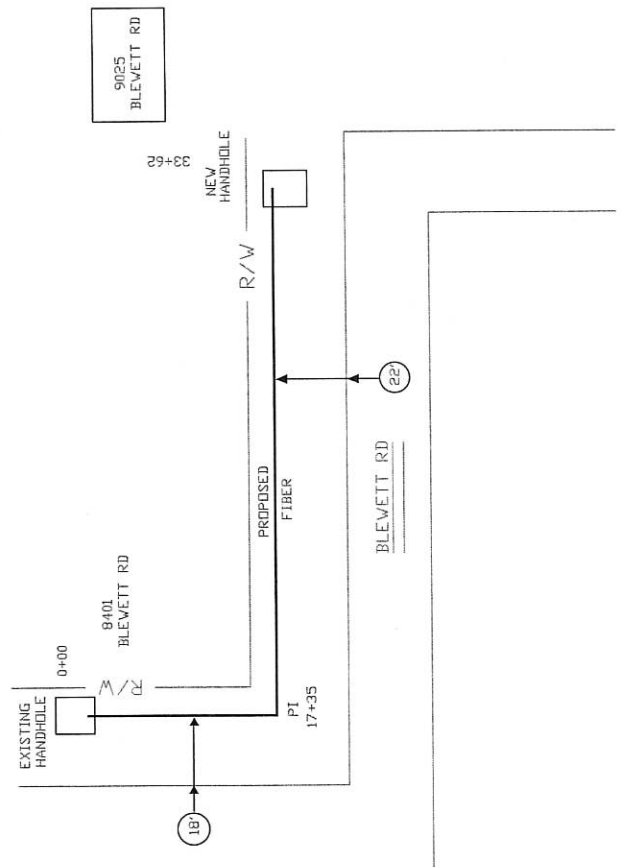
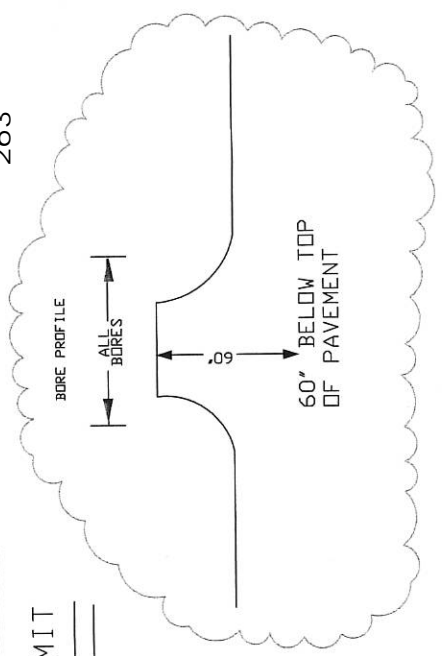



Not for use or disclosure outside the AT&T companies except under written agreement.

JEFFERSON COUNTY PERMIT

SPECIAL CIRCUITS 6203 FORWARDED PERMIT REQUIRED	N N Y	NORTH ARROW
OPERATING RANGE OF JOB STEPS		
TASK _____ TO _____		
MFCR 845C		
TRANSMISSION ZONE		
RZ 0	CZ 9	TAPER CODE 270010
CAUTION HIGH VOLTAGE		
KV 7.60	AERIAL Y	BURIED N
HIGHWAY PERMIT NO.		
UTILITY CO. EAST - ENERGY GULF STATES, INC.		
REP NAME CHRIS HUTCHESON		
REP TEL NO. (409) 785-2317		
POLE CONTACTS (+) 0 (-) 0		
UTILITY CO.		
REP NAME		
REP TEL NO.		
POLE CONTACTS (+) 0 (-) 0		
UTILITY CO.		
REP NAME		
REP TEL NO.		
POLE CONTACTS (+) 0 (-) 0		
PROJECT NO A00530K		
TOT. PRINTS 12 PRINT NO. 102		
NPA/NNX: 409-794 PRT: 409794		
EXCH. FANNET		
TAX DIST. JED10		
GEO LOC. W23794		
ENGR. DR DRAWN DR		
TELEPHONE NO. (409) 839-6123		
REC. REF. 382-315-13		
MAP REF. 518-47		
SCALE NONE		
ISSUE DATE		
PROJ TITLE FIBER TO 9025 BLEWETT RD		
REV. NUMBER		
DATE REV.		

PROFILE
GROUND LINE



--Proprietary--
Not for use or disclosure outside the A&T companies except under written agreement.

Special, April 20, 2015

There being no further business to come before the Court at this time,
same is now here adjourned on this date, April 20, 2015