

**SPECIAL, 11/16/2015 1:30:00 PM**

BE IT REMEMBERED that on November 16, 2015, there was begun and holden a SPECIAL session of the Commissioners Court of Jefferson County, Texas, with the following members and officers present and participating except those absent as indicated:

Honorable Jeff Branick, County Judge

Commissioner Eddie Arnold, Commissioner Pct. No. 1

Commissioner Brent Weaver, Commissioner Pct. No. 2

Commissioner Michael Sinegal, Commissioner Pct. No. 3

Commissioner Everette D. Alfred, Commissioner Pct. No. 4

Honorable G. Mitch Woods, Sheriff

Honorable Carolyn L. Guidry , County Clerk

When the following proceedings were had and orders made, to-wit:

*Notice of Meeting and Agenda and Minutes*  
*November 16, 2015*

Jeff R. Branick, County Judge  
Eddie Arnold, Commissioner, Precinct One  
Brent A. Weaver, Commissioner, Precinct Two  
Michael S. Sinegal, Commissioner, Precinct Three  
Everette "Bo" Alfred, Commissioner, Precinct Four



**NOTICE OF MEETING AND AGENDA  
OF COMMISSIONERS' COURT  
OF JEFFERSON COUNTY, TEXAS  
November 16, 2015**

Notice is hereby given that the Commissioners' Court of Jefferson County, Texas, will meet at **1:30 PM**, on the **16th** day of **November 2015** at its regular meeting place in the Commissioner's Courtroom, 4th Floor, Jefferson County Courthouse, 1149 Pearl Street, Beaumont, Texas.

Said meeting will be a **Special** for the purpose of transacting the routine business of the County. Persons with disabilities requiring auxiliary aids for services who wish to attend this meeting should contact the County Judge's Office to arrange for assistance.

In addition to the routine business of the County, the subject of said meeting will be the following:

WORKSHOP: 11:00 a.m. – To receive information from Human Resources regarding proposed changes to the Personnel Policies Practices and Procedures Manual. All Department Heads and Elected Officials are encouraged to attend.

**INVOCATION: Michael S. Sinegal, Commissioner, Precinct Three**

**PLEDGE OF ALLEGIANCE: Everette "Bo" Alfred, Commissioner, Precinct Four**

## **PURCHASING:**

1. Consider and approve, execute, receive and file a renewal for (IFB 14-047/JW), Term Contract for Inmate Shoes for Jefferson County with Bob Barker Company for a first additional one (1) year renewal from December 14, 2015 to December 13, 2016.

**SEE ATTACHMENTS ON PAGES 8 - 8**

**Motion by: Commissioner Sinegal**

**Second by: Commissioner Weaver**

**In favor: County Judge Branick, Commissioner Arnold, Commissioner Weaver, Commissioner Sinegal, Commissioner Alfred**

**Action: APPROVED**

2. Consider and approve, execute, receive and file a renewal for (IFB 11-054/AW), Term Contract for Snack and Drink Vending Machines for Jefferson County for a fourth additional one (1) year renewal from December 1, 2015 to November 30, 2016.

**SEE ATTACHMENTS ON PAGES 9 - 9**

**Motion by: Commissioner Sinegal**

**Second by: Commissioner Weaver**

**In favor: County Judge Branick, Commissioner Arnold, Commissioner Weaver, Commissioner Sinegal, Commissioner Alfred**

**Action: APPROVED**

3. Receive and file an agreement with Ricoh USA, Inc. (DIR Contract DIR-TSO-3041) for the purchase of 15 Ricoh Sp5200DN and 1 Ricoh SPC831DN printers with maintenance in the amount of \$20,328.50 for the County Clerk's Office. Commissioners' Court approved the agreement on 10/12/2015.

**SEE ATTACHMENTS ON PAGES 10 - 11**

**Motion by: Commissioner Sinegal**

**Second by: Commissioner Weaver**

**In favor: County Judge Branick, Commissioner Arnold, Commissioner Weaver, Commissioner Sinegal, Commissioner Alfred**

**Action: APPROVED**

*Notice of Meeting and Agenda and Minutes*  
*November 16, 2015*

4. Consider and approve an auction of surplus property as authorized by Local Government Code §263.152 (a) (1) to be auctioned by Horn's Auction Inc. The auction is scheduled for Saturday, December 5, 2015 at 9:00 A.M.

**SEE ATTACHMENTS ON PAGES 12 - 13**

**Motion by: Commissioner Sinegal**

**Second by: Commissioner Weaver**

**In favor: County Judge Branick, Commissioner Arnold, Commissioner Weaver, Commissioner Sinegal, Commissioner Alfred**

**Action: APPROVED**

**COUNTY AUDITOR:**

5. Consider and approve FY 2015 budget transfer - District Clerk - additional cost for travel.

120-2031-414-5062	TRAVEL EXPENSE	\$250.00	
120-2031-414-4052	POSTAGE		\$250.00

**SEE ATTACHMENTS ON PAGES 14 - 14**

**Motion by: Commissioner Arnold**

**Second by: Commissioner Sinegal**

**In favor: County Judge Branick, Commissioner Arnold, Commissioner Weaver, Commissioner Sinegal, Commissioner Alfred**

**Action: APPROVED**

6. Regular County Bills check #414280 through check #414475.

**SEE ATTACHMENTS ON PAGES 15 - 22**

**Motion by: Commissioner Arnold**

**Second by: Commissioner Sinegal**

**In favor: County Judge Branick, Commissioner Arnold, Commissioner Weaver, Commissioner Sinegal, Commissioner Alfred**

**Action: APPROVED**



## **COUNTY CLERK:**

7. Consider and possibly approve, execute, receive and file Order canvassing the results of the November 3, 2015, Constitutional Amendment Election.

**SEE ATTACHMENTS ON PAGES 23 - 46**

**Motion by: Commissioner Alfred**

**Second by: Commissioner Sinegal**

**In favor: County Judge Branick, Commissioner Arnold, Commissioner Weaver, Commissioner Sinegal, Commissioner Alfred**

**Action: APPROVED**

## **COUNTY COMMISSIONERS:**

8. Consider and possibly approve a Proclamation for National Adoption Day.

**SEE ATTACHMENTS ON PAGES 47 - 47**

**Motion by: Commissioner Alfred**

**Second by: Commissioner Arnold**

**In favor: County Judge Branick, Commissioner Arnold, Commissioner Weaver, Commissioner Sinegal, Commissioner Alfred**

**Action: APPROVED**

## **ENGINEERING:**

9. Execute, receive and file Utility Permit 14-U-15 to AT&T for placing a fiber optic cable in front of 2003 Industrial Park Road. AT&T will bore under Industrial Park Road between address 2003 and address 1910. This project is located in Precinct 2.

**SEE ATTACHMENTS ON PAGES 48 - 52**

**Motion by: Commissioner Weaver**

**Second by: Commissioner Arnold**

**In favor: County Judge Branick, Commissioner Arnold, Commissioner Weaver, Commissioner Sinegal, Commissioner Alfred**

**Action: APPROVED**

## **HUMAN RESOURCES:**

10. Consider and possibly approve and receive and file revisions to the Personnel Policies Practices and Procedures Manual for the following policies: Section 2 - Equal Employment Opportunity Policy; Section 3 - Americans with Disabilities Act (ADA); Section 3.1 - Procedures for the Request and Provision of Reasonable Accommodation; Section 3.2 - ADA Grievance Procedures; Section 4.1 - Definitions of Employment Status; Section 4.2 - Employment Process; Section 5.2 - New Employee Orientation Period; Section 5.6 - Grounds for Immediate Suspension or Dismissal; Section 6 - Health and Safety; Section 6.1 - Smoking/Scent in the Workplace; Section 6.6 - Work Breaks & Breaks for Nursing Mothers; Section 7.1 - Harassment and Sexual Harassment Policy; Section 7.2 - Non-Retaliation Policy; Section 10.1 - Wages; Section 10.3 Overtime/Compensatory Time; Section 11.4 - Family Medical Leave Act (FMLA); Section 11.5 - Unpaid Leave of Absence; Section 11.6 - Military Leave; Section 13 - Retirement; Section 13.1 - Retiree Health Insurance Policy; Section 14 - Employee Benefits and Services; Section 17 - Travel Policies & Procedures; and Section 18 - Jefferson County Cash Advance Policies & Procedures.

### **REMOVED SECTION ON FUNERAL LEAVE**

**Section 11.6 - Military Leave will change to calendar year instead of fiscal year.**

**Motion by: Commissioner Alfred**

**Second by: Commissioner Weaver**

**In favor: County Judge Branick, Commissioner Arnold, Commissioner Weaver, Commissioner Sinegal, Commissioner Alfred**

**Action: APPROVED**

## **SHERIFF'S DEPARTMENT:**

11. Consider and approve applying for the Body-Worn Camera Program Grant with the State of Texas. A preliminary application will be submitted directly to the State Criminal Justice Division. If selected, a final grant application will be submitted through the eGrants system. The grant request is \$43,724 with a 25% cash match of \$10,931. We are asking that the cash match be funded with County funds.

**Motion by: Commissioner Alfred**

**Second by: Commissioner Weaver**

**In favor: County Judge Branick, Commissioner Arnold, Commissioner Weaver, Commissioner Sinegal, Commissioner Alfred**

**Action: APPROVED**

*Notice of Meeting and Agenda and Minutes*  
*November 16, 2015*

**Other Business:**

SET NEXT MEETING DATE, NOVEMBER 26 & 27, 2015 CLOSED  
FOR THANKSGIVING

Please join us for the Annual Lighting of the Christmas Tree November 30,  
2015, 11:00 a.m., in the lobby of the New Courthouse Addition.

Receive reports from Elected Officials and staff on matters of community  
interest without taking action.

\*\*\*DISCUSSION ON ANY OTHER ITEM NOT ON AGENDA WITHOUT  
TAKING ACTION.

---

**Jeff R. Branick**  
**County Judge**

# CONTRACT RENEWAL FOR IFB 14-047/JW

## TERM CONTRACT FOR INMATE SHOES FOR JEFFERSON COUNTY


The County entered into a contract with Bob Barker Company for one (1) year, from December 15, 2014 to December 14, 2015, with an option to renew the contract for up to a five (5) year period.

Pursuant to the contract, Jefferson County hereby exercises its option to renew the contract for one (1) additional year from December 14, 2015 to December 15, 2016.

13 08

ATTEST:


JEFFERSON COUNTY, TEXAS

  
Carolyn L. Guidry, County Clerk

  
Jeff Branick, County Judge



CONTRACTOR:  
Bob Barker Company

  
(Name)

**CONTRACT RENEWAL FOR IFB 11-054/AW**  
**TERM CONTRACT FOR SNACK AND DRINK VENDING**  
**MACHINES FOR JEFFERSON COUNTY**

The County entered into a contract with John Paul's Food Service for one (1) year, from December 5, 2011 to December 4, 2012, with an option to renew the contract for up to a five (5) year period.

Pursuant to the contract, Jefferson County hereby exercises its option to renew the contract for one (1) additional year from December 1, 2015 to November 30, 2016.

ATTEST:

  
\_\_\_\_\_  
Carolyn L. Guidry, County Clerk

JEFFERSON COUNTY, TEXAS

  
\_\_\_\_\_  
Jeff Branick, County Judge



CONTRACTOR:  
John Paul's Food Service, LLC

  
\_\_\_\_\_  
(Name)

# RICOH

## ORDER AGREEMENT

Master Maintenance and Sale Agreement Date:	01-Jul-2015	Sale Type:	CASH
---	-------------	------------	------

BILL TO INFORMATION		
Customer Legal Name: JEFFERSON COUNTY		
Address Line 1: 1149 PEARL ST FL 7	Contact: Grammer, Jessica	
Address Line 2: AUDITORS OFFICE	Phone: (409)983-8340	
City: BEAUMONT	E-mail: jgrammer@co.jefferson.tx.us	
ST / Zip: TX/77701-3638	County: JEFFERSON	Fax:

ADDITIONAL ORDER INFORMATION	
Check All That Apply:	
<input checked="" type="checkbox"/> Sales Tax Exempt (Attach Valid Exemption Certificate)	<input checked="" type="checkbox"/> Fixed Service Charge <input type="checkbox"/> Add to Existing Service Contract # _____
<input type="checkbox"/> PO Included PO# _____	<input type="checkbox"/> PS Service (Subject to and governed by separate Statement of Work)
<input type="checkbox"/> Syndication	<input type="checkbox"/> IT Service (Subject to and governed by separate Statement of Work)

This is an Order made pursuant to the terms and conditions of the above referenced Master Agreement(s) between Customer and Ricoh USA, Inc. The signature below indicates that the customer accepts all terms and conditions of the applicable Master Agreement(s) for this sale, including but not limited to the terms set forth in the Master Agreement(s) and any Exhibit A thereto, all of which are incorporated herein by reference and made part of this Order. This Order is not valid unless and until signed by and Authorized Signatory of Ricoh USA, Inc.

SERVICE INFORMATION		
Service Term (Months)	Base Billing Frequency	Overage Billing Frequency
60 Months	MONTHLY	MONTHLY

SHIP TO INFORMATION		
Customer Name: JEFFERSON COUNTY		
Address Line 1: 1149 PEARL ST	Contact: Grammer, Jessica	
Address Line 2:	Phone: (409)983-8340	
City: BEAUMONT	E-mail: jgrammer@co.jefferson.tx.us	
ST / Zip: TX/77701-3638	County: JEFFERSON	Fax:

PRODUCT INFORMATION									
Product Description	Qty	Service Type	B/W Allowance (Per Base Billing Frequency)	B/W Ovg.	Color Allowance (Per Base Billing Frequency)	Color Ovg.	Service Base (Per Base Billing Frequency)	Sell Price	Extended Sell Price
RICOH SP5200DN	15	Gold	N/A	\$0.008	N/A	N/A		\$1,150.00	\$17,250.00
RICOH SPC831DN	1	Gold	N/A	\$0.01	N/A	\$0.07		\$3,078.50	\$3,078.50




# RICOH

ORDER TOTALS		
<b>Service Type Offerings:</b>	<b>Product Total:</b>	<b>\$20,328.50</b>
Gold: Includes all supplies and staples. Excludes paper.	<b>BASIC CONNECTIVITY / PS / IT Services:</b>	<b>\$0.00</b>
Silver: Includes all supplies. Excludes paper and staples.	<b>Buyout:</b>	<b>\$0.00</b>
Bronze: Parts and labor only. Excludes paper, staples and supplies.	<b>Grand Total: (Excludes Tax)</b>	<b>\$20,328.50</b>
<b>Additional Provisions:</b>		
Contract for State of Texas DIR TSO-3041		

<b>Accepted by Customer</b>	<b>Accepted: Ricoh USA, Inc.</b>
Authorized Signature: 	Authorized Signature: 
Printed Name: <u>Jeff Branick</u>	Printed Name: <u>TFraney</u>
Title: <u>County Judge</u>	Title: <u></u>
Date: <u>10/12/2015</u>	Date: <u>2015.10.20 15:06:28 -05'00'</u>

ATTEST  
DATE

  
11/10/15



## JEFFERSON COUNTY PURCHASING DEPARTMENT


*Deborah Clark, Purchasing Agent*

---

1149 Pearl Street, Beaumont, TX 77701 Phone: 409-835-8593 Fax: 409-835-8456

### MEMORANDUM

To: Commissioners' Court

From: Jamey West   
Assistant Purchasing Agent

Date: November 10, 2015

Re: Surplus Property Auction

Consider and possibly approve an auction of surplus property as authorized by Local Government Code §263.152 (a) (1) to be auctioned by Horn's Auction Inc. The auction is scheduled for Saturday, December 5, 2015 at 9:00 A.M.

Thank you.



JEFFERSON COUNTY, TEXAS  
1149 PEARL STREET  
BEAUMONT, TX 77701

SURPLUS PROPERTY SALE  
HORN AUCTION

December 5, 2015

DEPARTMENT	DESCRIPTION OF PROPERTY	SERIAL NO.	ASSET NO.
AGRICULTURE	WOOD CABINET		24929
AGRICULTURE	WOOD DESK		22159
AGRICULTURE	WOOD BOOKCASE		
AGRICULTURE	FILE CABINET		10775
<i>contact person: Peggy Coleman</i>			
DISTRICT ATTORNEY	BLACK SECRETARIAL CHAIR		31144
DISTRICT ATTORNEY	BLACK DESK CHAIR		30732
DISTRICT ATTORNEY	BLACK DESK CHAIR		30730
DISTRICT ATTORNEY	MAROON DESK CHAIR		
DISTRICT ATTORNEY	BLACK DESK CHAIR		30733
DISTRICT ATTORNEY	BLACK DESK CHAIR		30737
DISTRICT ATTORNEY	WOODEN CHAIR W/TAN CLOTH SEAT		12347
<i>contact person: Dan'na Vincent</i>			
ROAD & BRIDGE #2	(2) 6'X12' GATES		
ROAD & BRIDGE #2	OVERHEAD DOOR		
<i>contact person: Frank Adams</i>			

Approved by Commissioners' Court: \_\_\_\_\_

---

---

**MEMORANDUM**

---

---

**TO:** COMMISSIONERS COURT  
**FROM:** FRAN LEE  
**SUBJECT:** BUDGET TRANSFER  
**DATE:** NOVEMBER 10, 2015

---

The following FY 2015 budget transfer is necessary for District Clerk for additional cost for travel. Please call if you have any questions.

120-2031-414-5062    Travel                    \$250

120-2031-414-4052    Postage                                    \$250

PGM: GMCOMMV2	DATE 11-16-2015	PAGE: 1 15 TOTAL
NAME	AMOUNT	CHECK NO.
JURY FUND		
ALISA RAUMAKER, CSR	210.00	414286
ROAD & BRIDGE PCT.#1		210.00**
ADAMS BACKHOE SERVICE	353.00	414281
APAC, INC. - TROTTI & THOMSOM	838.85	414287
CARQUEST AUTO PARTS # 96	295.94	414295
ENTERGY	91.90	414316
M&D SUPPLY	732.97	414330
SANDIFER'S LP GAS CO.	22.31	414343
SOUTHEAST TEXAS WATER	14.00	414349
WHITE REPROGRAPHICS	30.00	414368
REPUBLIC SERVICES	45.00	414470
ROAD & BRIDGE PCT.#2		2,423.97**
APAC, INC. - TROTTI & THOMSOM	414.20	414287
CITY OF NEDERLAND	116.66	414299
ENTERGY	650.95	414316
M&D SUPPLY	20.44	414330
MUNRO'S	18.45	414334
RITTER @ HOME	141.54	414342
AT&T	91.44	414354
BUMPER TO BUMPER	143.37	414401
ASCO	145.26	414445
FRED MILLER'S OUTDOOR EQUIPMENT LLC	105.80	414460
MIKE TRAHAN	10.50	414465
REPUBLIC SERVICES	72.60	414470
ROAD & BRIDGE PCT. # 3		1,931.21**
DYNAMIC POWER SYSTEM, INC.	764.68	414308
GULF COAST AUTOMOTIVE, INC.	281.14	414314
CASH ADVANCE ACCOUNT	522.51	414326
MUNRO'S	18.23	414334
PHILPOTT MOTORS, INC.	15.22	414339
SMART'S TRUCK & TRAILER, INC.	21.53	414348
ON TIME TIRE	152.99	414441
P&P RENTALS AND SUPPLY	145.68	414451
ROAD & BRIDGE PCT.#4		1,921.98**
W.W. GRAINGER, INC.	62.86	414312
ENTERGY	12.37	414316
M&D SUPPLY	85.48	414330
TRIANGLE AIR CARE, INC.	1,993.75	414362
MOTOROLA SOLUTIONS INC	5,816.00	414373
PATHMARK TRAFFICE PRODUCTS OF TEXAS	982.74	414392
REECE SUPPLY COMPANY	350.00	414396
REPUBLIC SERVICES	72.60	414470
ENGINEERING FUND		9,375.80**
UNITED STATES POSTAL SERVICE	1.42	414380
PARKS & RECREATION		1.42**
CITY OF PORT ARTHUR - WATER DEPT.	83.11	414298
ENTERGY	1,293.76	414316
AT&T	28.97	414354
LOWE'S HOME CENTERS, INC.	112.95	414385
GENERAL FUND		1,518.79**
TAX OFFICE		
AT&T	103.38	414354
UNITED STATES POSTAL SERVICE	1,599.53	414380
COUNTY HUMAN RESOURCES		1,702.91*

PGM: GMCOMMV2	DATE 11-16-2015	PAGE: 2
NAME	AMOUNT	CHECK NO. TOTAL
BEAUMONT FAMILY PRACTICE ASSOC.	155.00	414290
MOORMAN & ASSOCIATES, INC.	600.00	414333
PRE CHECK, INC.	396.75	414377
UNITED STATES POSTAL SERVICE	7.57	414380
AUDITOR'S OFFICE		1,159.32*
SUNGARD PUBLIC SECTOR USERS' GROUP	195.00	414321
UNITED STATES POSTAL SERVICE	27.52	414380
COUNTY CLERK		222.52*
UNITED STATES POSTAL SERVICE	295.57	414380
COUNTY JUDGE		295.57*
JAN GIROUARD & ASSOCIATES	200.00	414311
UNITED STATES POSTAL SERVICE	4.46	414380
KOBY HOFFPAUIR	500.00	414436
RISK MANAGEMENT		704.46*
UNITED STATES POSTAL SERVICE	.42	414380
COUNTY TREASURER		.42*
UNITED STATES POSTAL SERVICE	225.81	414380
LEXISNEXIS- ACCURINT	120.00	414423
PRINTING DEPARTMENT		345.81*
OFFICE DEPOT	18.59	414336
OLMSTED-KIRK PAPER	692.19	414337
CDW COMPUTER CENTERS, INC.	244.04	414376
PURCHASING DEPARTMENT		954.82*
OFFICE DEPOT	55.42	414336
UNITED PARCEL SERVICE	10.90	414364
UNITED STATES POSTAL SERVICE	157.26	414380
GENERAL SERVICES		223.58*
CASH ADVANCE ACCOUNT	40.00	414326
OLMSTED-KIRK PAPER	1,821.00	414337
TEXAS WILDLIFE DAMAGE MGMT FUND	2,700.00	414360
INTERFACE EAP	1,706.10	414370
LEXISNEXIS- ACCURINT	240.50	414423
DATA PROCESSING		6,507.60*
CDW COMPUTER CENTERS, INC.	101.55	414376
SHI GOVERNMENT SOLUTIONS, INC.	1,140.00	414382
SIRIUS COMPUTER SOLUTIONS INC.	25,749.42	414388
BARNES & NOBLE	49.99	414390
LEXISNEXIS- ACCURINT	240.00	414423
FAITH TECHNOLOGIES INC	4,995.00	414459
VOTERS REGISTRATION DEPT		32,275.96*
CDW COMPUTER CENTERS, INC.	300.68	414376
UNITED STATES POSTAL SERVICE	537.40	414380
COASTAL BUSINESS FORMS	1,402.00	414446
ELECTIONS DEPARTMENT		2,240.08*
DATA ID SYSTEMS	96.86	414411
DISTRICT ATTORNEY		96.86*
UNITED STATES POSTAL SERVICE	341.43	414380
LEXISNEXIS- ACCURINT	480.00	414423
PRICE PROCTOR & ASSOCIATES LLP	750.00	414473
DISTRICT CLERK		1,571.43*

PGM: GMCOMMV2	DATE 11-16-2015		PAGE: 3
NAME	AMOUNT	CHECK NO.	TOTAL 17
TAC - TEXAS ASSN. OF COUNTIES	250.00	414358	
UNITED STATES POSTAL SERVICE	330.48	414380	
VALENCIA SIMPSON	19.99	414463	
			600.47*
CRIMINAL DISTRICT COURT			
DAVID GROVE	800.00	414283	
DONALD W. DUESLER & ASSOC.	8,750.00	414307	
OFFICE DEPOT	14.99	414336	
KEVIN PAULA SEKALY PC	1,000.00	414346	
RENE MULHOLLAND	2,134.00	414365	
ANTOINE FREEMAN	3,312.50	414415	
JAMES R. MAKIN, P.C.	3,825.00	414434	
C. HADEN CRIBBS JR., PC	8,750.00	414440	
MATUSKA LAW FIRM	800.00	414454	
			29,386.49*
58TH DISTRICT COURT			
SOUTHEAST TEXAS WATER	29.95	414349	
UNITED STATES POSTAL SERVICE	.42	414380	
LEXIS-NEXIS	52.00	414381	
			82.37*
136TH DISTRICT COURT			
UNITED STATES POSTAL SERVICE	.42	414380	
LEXIS-NEXIS	57.00	414381	
			57.42*
172ND DISTRICT COURT			
CASH ADVANCE ACCOUNT	775.50	414326	
LEXIS-NEXIS	56.00	414381	
			831.50*
252ND DISTRICT COURT			
DOUGLAS M. BARLOW, ATTORNEY AT LAW	2,212.50	414289	
EDWARD B. GRIPON, M.D., P.A.	1,340.00	414313	
NATHAN REYNOLDS, JR.	1,500.00	414341	
BRACK JONES JR.	5,833.33	414371	
UNITED STATES POSTAL SERVICE	109.57	414380	
LEXIS-NEXIS	56.00	414381	
ANTOINETTE BRADLEY	1,275.00	414397	
RYAN GERTZ	666.75	414425	
JAMES R. MAKIN, P.C.	1,600.00	414434	
			14,593.15*
279TH DISTRICT COURT			
DAVID GROVE	75.00	414283	
CASH ADVANCE ACCOUNT	437.70	414326	
NATIONAL COUNCIL OF JUV. & FAMILY	195.00	414335	
LEXIS-NEXIS	56.00	414381	
			763.70*
317TH DISTRICT COURT			
LEXIS-NEXIS	56.00	414381	
JUDY PAASCH	2,323.90	414403	
MARK MAINWARING	540.00	414475	
			2,919.90*
JUSTICE COURT-PCT 1 PL 1			
UNITED STATES POSTAL SERVICE	52.09	414380	
LEXISNEXIS- ACCURINT	120.00	414423	
			172.09*
JUSTICE COURT-PCT 1 PL 2			
LEXISNEXIS- ACCURINT	120.00	414423	
			120.00*
JUSTICE COURT-PCT 2			
CURTIS 1000, INC.	412.11	414306	
LEXISNEXIS- ACCURINT	120.00	414423	
			532.11*
JUSTICE COURT-PCT 4			

PGM: GMCOMMV2	DATE 11-16-2015		PAGE: 4
NAME	AMOUNT	CHECK NO.	TOTAL
LEXISNEXIS- ACCURINT	120.00	414423	120.00*
JUSTICE COURT-PCT 6			
UNITED STATES POSTAL SERVICE	26.18	414380	
CLASSIC FORMS AND PRODUCTS	198.00	414393	
LEXISNEXIS- ACCURINT	120.00	414423	344.18*
JUSTICE COURT-PCT 7			
LEXISNEXIS- ACCURINT	120.00	414423	120.00*
JUSTICE OF PEACE PCT. 8			
TEXAS STATE UNIVERSITY SAN MARS	300.00	414351	
LEXISNEXIS- ACCURINT	120.00	414423	420.00*
COUNTY COURT AT LAW NO.1			
STATE BAR COLLEGE	60.00	414303	
THE EXAMINER	25.00	414309	
LEXIS-NEXIS	47.00	414381	132.00*
COUNTY COURT AT LAW NO. 2			
UNITED STATES POSTAL SERVICE	29.12	414380	
LEXISNEXIS- ACCURINT	60.00	414423	
THE PARKER LAW FIRM	300.00	414424	
TERRENCE ALLISON	250.00	414444	
SAMUEL & SON LAW FIRM PLLC	500.00	414457	
AMY TOMLINSON	300.00	414467	1,439.12*
COUNTY COURT AT LAW NO. 3			
OFFICE DEPOT	59.98	414336	
UNITED STATES POSTAL SERVICE	24.47	414380	
LEXISNEXIS- ACCURINT	60.00	414423	144.45*
COURT MASTER			
UNITED STATES POSTAL SERVICE	1.25	414380	
LEXIS-NEXIS	56.00	414381	57.25*
MEDIATION CENTER			
UNITED STATES POSTAL SERVICE	6.66	414380	6.66*
SHERIFF'S DEPARTMENT			
CITY OF NEDERLAND	38.58	414299	
ENTERGY	895.11	414316	
AT&T	153.86	414354	
TEXAS POLICE ASSOCIATION	295.00	414361	
UNITED STATES POSTAL SERVICE	273.77	414380	
BEAUMONT OCCUPATIONAL SERVICE, INC.	65.90	414384	
SNAP ON TOOLS	49.95	414462	
REPUBLIC SERVICES	45.00	414470	1,817.17*
CRIME LABORATORY			
FISHER SCIENTIFIC	303.09	414310	
SOUTHEAST TEXAS WATER	79.90	414349	
LIPOMED	24.00	414430	
QUALTRAX COMPLIANCE SOFTWARE	4,861.60	414431	
RDB SERVICES	500.00	414439	
BRANDY HENLEY	15.00	414456	5,783.59*
JAIL - NO. 2			
AVIALL	170.70	414288	
CITY OF BEAUMONT - WATER DEPT.	16.00	414297	
W.W. GRAINGER, INC.	1,091.11	414312	
HERNANDEZ OFFICE SUPPLY, INC.	218.56	414322	

PGM: GMCOMMV2	DATE 11-16-2015	PAGE: 5 19
NAME	AMOUNT	CHECK NO. TOTAL
JACK BROOKS REGIONAL AIRPORT	716.31	414325
CASH ADVANCE ACCOUNT	4,333.20	414326
M&D SUPPLY	21.34	414330
MOORE SUPPLY, INC.	89.00	414332
PETTY CASH - SHERIFF'S OFFICE	105.00	414338
SANITARY SUPPLY, INC.	1,945.07	414344
SCOTT EQUIPMENT, INC.	106.89	414345
SUTHERLAND LUMBER CO.	294.55	414355
LOWE'S HOME CENTERS, INC.	46.29	414385
TASER INTERNATIONAL	3,075.85	414402
INTERCONTINENTAL JET CORP	1,411.96	414404
FIRETROL PROTECTION SYSTEMS, INC.	608.00	414419
WORLD FUEL SERVICES	462.00	414422
FIVE STAR CORRECTIONAL SERVICE	16,974.00	414428
LIQUID CAPITAL EXCHANGE INC	1,561.00	414435
EPIC CARD SERVICES LLC	340.00	414442
MATERA PAPER COMPANY INC	3,207.50	414447
KROPP HOLDINGS INC	491.30	414449
WASTEWATER TRANSPORT SERVICES LLC	708.00	414455
LONE STAR UNIFORMS	85.30	414466
REPUBLIC SERVICES	3,590.00	414470
		41,668.93*
JUVENILE PROBATION DEPT.		
UNITED STATES POSTAL SERVICE	13.00	414380
SHANNA CITIZEN	140.88	414387
RASHUNDA FLETCHER	134.55	414417
DURWARD MINOR	303.03	414450
KAREN RIGGS	92.00	414469
		683.46*
JUVENILE DETENTION HOME		
AT&T	684.81	414354
OAK FARM DAIRY	214.71	414372
FLOWERS FOODS	54.32	414398
BEN E KEITH FOODS	2,473.38	414399
VANSCHUCA SANDERS-CHEVIS	500.00	414410
AI FILTER SERVICE COMPANY	183.79	414438
EXCEL MEDICAL WASTE LLC	79.80	414464
REPUBLIC SERVICES	455.00	414470
		4,645.81*
CONSTABLE PCT 1		
UNITED STATES POSTAL SERVICE	76.34	414380
LEXISNEXIS- ACCURINT	120.00	414423
		196.34*
CONSTABLE-PCT 2		
LEXISNEXIS- ACCURINT	120.00	414423
		120.00*
CONSTABLE-PCT 4		
TEXAS STATE UNIVERSITY SAN MARS	150.00	414352
		150.00*
CONSTABLE-PCT 6		
TEXAS STATE UNIVERSITY SAN MARS	300.00	414353
UNITED STATES POSTAL SERVICE	22.13	414380
LEXISNEXIS- ACCURINT	120.00	414423
		442.13*
CONSTABLE PCT. 7		
CODE BLUE	280.00	414400
LEXISNEXIS- ACCURINT	120.00	414423
		400.00*
CONSTABLE PCT. 8		
CASH ADVANCE ACCOUNT	401.08	414326
OFFICE DEPOT	60.31	414336
TASER INTERNATIONAL	238.39	414402
LEXISNEXIS- ACCURINT	120.00	414423
		819.78*
COUNTY MORGUE		

PGM: GMCOMMV2	DATE 11-16-2015	AMOUNT	CHECK NO.	PAGE: 6 20 TOTAL
NAME				
A1 FILTER SERVICE COMPANY		23.60	414438	
AGRICULTURE EXTENSION SVC				23.60*
TCAAA		100.00	414357	
AAFES		150.00	414389	
HEALTH AND WELFARE NO. 1				250.00*
BROUSSARD'S MORTUARY		1,500.00	414292	
CALVARY MORTUARY		1,500.00	414294	
CLAYBAR FUNERAL HOME, INC.		999.00	414301	
OFFICE DEPOT		123.19	414336	
PHYSICIAN SALES & SERVICE, INC.		289.92	414340	
AUSTIN CECIL WALKES MD PA		2,932.58	414366	
UNITED STATES POSTAL SERVICE		60.33	414380	
LEXISNEXIS- ACCURINT		120.00	414423	
PROCTOR'S MORTUARY INC		1,500.00	414427	
ESSLINE KNOX		57.50	414433	
HEALTH AND WELFARE NO. 2				9,082.52*
BROUSSARD'S MORTUARY		3,000.00	414293	
CLAYBAR FUNERAL HOME, INC.		1,728.72	414302	
O.W. COLLINS APARTMENTS		235.26	414304	
ENTERGY		70.00	414320	
AUSTIN CECIL WALKES MD PA		2,932.58	414366	
TEXAS GAS SERVICE		27.29	414391	
LEXISNEXIS- ACCURINT		120.00	414423	
INDIGENT MEDICAL SERVICES				8,113.85*
LOCAL GOVERNMENT SOLUTIONS LP		3,773.00	414416	
CARDINAL HEALTH 110 INC		9,589.98	414448	
RR DONNELLEY		539.78	414468	
MAINTENANCE-BEAUMONT				13,902.76*
CERTIFIED LABORATORIES		577.40	414296	
M&D SUPPLY		251.33	414330	
AT&T		990.18	414354	
WORTH HYDROCHEM		250.00	414369	
ACADIAN HARDWOODS, BEAUMONT		322.72	414386	
REPUBLIC SERVICES		1,365.00	414470	
MAINTENANCE-PORT ARTHUR				3,756.63*
BEAUMONT TRACTOR COMPANY		668.58	414291	
ENTERGY		3,234.28	414316	
ENTERGY		570.90	414317	
HOWARD'S AUTO SUPPLY		82.90	414375	
SOLAR		140.18	414383	
LOWE'S HOME CENTERS, INC.		404.36	414385	
PARKER LUMBER		999.57	414429	
FRED MILLER'S OUTDOOR EQUIPMENT LLC		449.30	414460	
MAINTENANCE-MID COUNTY				6,550.07*
CITY OF NEDERLAND		25.56	414299	
ENTERGY		1,952.82	414316	
ACE IMAGEWEAR		57.02	414347	
AT&T		689.52	414354	
W. JEFFERSON COUNTY M.W.D.		26.13	414367	
REPUBLIC SERVICES		109.00	414470	
SERVICE CENTER				2,860.05*
JERRY'S AUTOMOTIVE		120.00	414327	
KINSEL FORD, INC.		153.02	414328	
M&D SUPPLY		160.67	414330	
MUNRO'S		40.95	414334	
PHILPOTT MOTORS, INC.		720.32	414339	
AT&T		60.96	414354	



PGM: GMCOMMV2	DATE 11-16-2015	PAGE: 7
NAME	AMOUNT	CHECK NO. TOTAL
TRI-CON, INC.	7,707.26	414363
VOYAGER FLEET SYSTEM, INC.	20,348.73	414394
VOYAGER FLEET SYSTEM, INC.	2,178.68	414395
BUMPER TO BUMPER	378.65	414401
AIRPORT GULF TOWING LLC	95.00	414408
AMERICAN TIRE DISTRIBUTORS	4,773.54	414418
MIGHTY OF SOUTHEAST TEXAS	71.72	414437
SNAP ON TOOLS	359.00	414462
REPUBLIC SERVICES	72.60	414470
		37,241.10*
		239,651.99**
MOSQUITO CONTROL FUND		
GREYHOUND PACKAGE EXPRESS	72.50	414284
CITY OF NEDERLAND	52.19	414299
CLARKE MOSQUITO CONTROL	217,800.00	414300
ENTERGY	553.09	414316
JACK BROOKS REGIONAL AIRPORT	98.32	414325
MUNRO'S	177.30	414334
AT&T	30.50	414354
GULF COAST AVIONICS CORPORATION	1,095.00	414374
REPUBLIC SERVICES	72.60	414470
		219,951.50**
SECURITY FEE FUND		
COTTON CARGO	30.00	414305
JANICE WILLIAMSON	49.68	414461
		79.68**
EMPG GRANT		
COTTON CARGO	1,649.00	414305
SOUTHEAST TEXAS WATER	43.70	414350
		1,692.70**
JUVENILE PROB & DET. FUND		
JESSE BRANICK	300.00	414285
		300.00**
279 JUVENILE DRUG COURT		
CATHERINE BRUNEY	1,500.00	414323
		1,500.00**
COMMUNITY SUPERVISION FND		
JEFFERSON CTY. COMMUNITY SUP.	1,766.38	414324
OFFICE DEPOT	1,896.23	414336
TIME WARNER COMMUNICATIONS	80.96	414359
UNITED STATES POSTAL SERVICE	115.72	414380
LEXISNEXIS- ACCURINT	120.00	414423
JCCSC	500.00	414432
		4,479.29**
JEFF. CO. WOMEN'S CENTER		
CITY OF BEAUMONT - WATER DEPT.	1,092.04	414297
LUBE SHOP	60.23	414329
M&D SUPPLY	35.19	414330
KIM MCKINNEY, LPC, LMFT	150.00	414331
SYSCO FOOD SERVICES, INC.	1,207.16	414356
BEN E KEITH FOODS	1,243.29	414399
CENTERPOINT ENERGY RESOURCES CORP	265.90	414405
ATTABOY TERMITE & PEST CONTROL	50.00	414421
MATERA PAPER COMPANY INC	612.35	414447
REPUBLIC SERVICES	91.00	414470
		4,807.16**
CIVIL PROBATION		
SAM'S CLUB DIRECT	1,039.16	414443
		1,039.16**
DRUG INTERVENTION COURT		
PINWHEEL GROUP	700.00	414472
		700.00**
CONST. PCT. 6 EDUCATION		


PGM: GMCOMMV2	DATE 11-16-2015		PAGE: 8 22 TOTAL
NAME	AMOUNT	CHECK NO.	
TASER TRAINING ACADEMY	30.00	414474	30.00**
HOTEL OCCUPANCY TAX FUND			
M&D SUPPLY	62.94	414330	
OFFICE DEPOT	296.70	414336	
AT&T	175.59	414354	
LA RUE ROUGEAU	137.12	414412	
ROSS RIDGE SAND COMPANY LP	26.40	414414	
REPUBLIC SERVICES	72.60	414470	771.35**
CAPITAL PROJECTS FUND			
N&T CONSTRUCTION COMPANY, INC.	274,555.69	414282	274,555.69**
AIRPORT FUND			
ENTERGY	12,378.87	414319	
AT&T	588.76	414354	
UNITED STATES POSTAL SERVICE	4.78	414380	
ERLING SALES & SERVICE	25,916.95	414458	
REPUBLIC SERVICES	217.80	414470	39,107.16**
SE TX EMP. BENEFIT POOL			
STANDARD INSURANCE COMPANY	20,075.01	414407	
RELIANCE STANDARD LIFE INSURANCE	5,844.18	414409	
COMPASS PROFESSIONAL HEALTH SERVICE	6,345.00	414452	
SA BENEFITS SERVICES LLC	38,704.50	414453	70,968.69**
SETEC FUND			
REPUBLIC SERVICES	2,074.00	414470	2,074.00**
WORKER'S COMPENSATION FD			
TRISTAR RISK MANAGEMENT	9,758.07	414406	9,758.07**
SHERIFF'S FORFEITURE FUND			
INTERSTATE ALL BATTERY CENTER - BMT	57.95	414420	57.95**
GUARDIANSHIP FEE			
ALLEN PARKER	200.00	414426	200.00**
MARINE DIVISION			
HILO / O'REILLY AUTO PARTS	35.98	414280	
ENTERGY	452.91	414316	
JACK BROOKS REGIONAL AIRPORT	283.36	414325	
AT&T	80.52	414354	
VERIZON WIRELESS	531.86	414378	
BUMPER TO BUMPER	75.27	414401	
LONG'S TRAILER REPAIR	21.00	414413	
MID COUNTY NAPA	63.31	414471	1,544.21**
ASAP - CONSTABLE PCT 8			
TASER INTERNATIONAL	320.07	414402	320.07**
			890,971.84***

**CANVASS**  
**NOVEMBER 3, 2015, CONSTITUTIONAL AMENDMENT ELECTION**

I, JEFF BRANICK, County Judge of Jefferson County, Texas, met with the Commissioners' Court sitting as the canvassing board to canvass the Constitutional Amendment Election of November 3, 2015, on November 16, 2015, at Beaumont, Texas.

I certify that the figures on the tally sheets correspond with the figures on the returns.

Witness my hand this the 16<sup>th</sup> day of November, 2015.

  
\_\_\_\_\_  
Presiding Officer of Canvassing Authority

JEFF BRANICK  
COUNTY JUDGE  
JEFFERSON COUNTY, TEXAS



# Canvass Report — Total Voters — Official Jefferson County, Texas — Constitutional Amendment and Special Election — November 03, 2015

11/10/2015 09:59 AM  
Precincts Reporting 114 of 114 = 100.00%

Page 1 of 22

Total Number of Voters : 8,576 of 143,378 = 5.98%

## No. 1

Precinct	Absentee Ballots Cast	Early Ballots Cast	Election Ballots Cast	Total Ballots Cast	Registered Voters	Percent Turnout	For	Against	Totals
1	4	7	24	35	1855	1.89%	22	12	34
2	6	11	23	40	1087	3.68%	32	7	39
3	13	9	25	47	2228	2.11%	27	18	45
4	0	37	82	119	1421	8.37%	108	10	118
5	4	30	46	80	1589	5.03%	71	8	79
6	3	18	25	46	1273	3.61%	40	6	46
7	1	23	56	80	1352	5.92%	69	10	79
8	0	4	9	13	998	1.30%	9	4	13
9	0	150	168	318	3595	8.85%	302	16	318
10	0	6	11	17	782	2.17%	14	2	16
11	1	4	4	9	413	2.18%	4	4	8
12	5	4	7	16	566	2.83%	10	5	15
13	6	1	6	13	446	2.91%	10	3	13
14	8	20	14	42	1572	2.67%	29	11	40
15	8	7	24	39	1411	2.76%	25	11	36
16	1	2	5	8	500	1.60%	7	1	8
17	4	46	83	133	2412	5.51%	117	16	133
18	22	17	24	63	1404	4.49%	46	12	58
19	14	13	25	52	1656	3.14%	38	12	50
20	8	7	9	24	1321	1.82%	17	7	24
21	0	0	6	6	264	2.27%	4	1	5
22	3	55	102	160	3989	4.01%	149	10	159
23	5	32	67	104	2026	5.13%	89	15	104
24	0	4	32	36	487	7.39%	32	2	34
25	0	11	100	111	1933	5.74%	104	6	110
26	3	66	83	152	2388	6.37%	142	7	149
27	1	23	58	82	1479	5.54%	74	7	81
28	0	10	32	42	816	5.15%	33	9	42
29	0	15	118	133	1625	8.18%	122	8	130
30	0	11	54	65	1114	5.83%	57	6	63
31	0	13	74	87	1151	7.56%	79	7	86
32	0	0	2	2	0	00.00%	1	1	2
33 01	1	71	106	178	2327	7.65%	146	28	174
33 02	0	0	0	0	9	00.00%	0	0	0
34	9	158	113	280	1755	15.95%	195	59	254
35	0	11	25	36	860	4.19%	36	0	36
36	0	13	41	54	1490	3.62%	53	1	54
37	2	44	69	115	2383	4.83%	105	10	115
38	0	63	88	151	2038	7.41%	144	7	151
39	40	42	44	126	2059	6.12%	91	30	121

# Canvass Report — Total Voters — Official Jefferson County, Texas — Constitutional Amendment and Special Election — November 03, 2015

11/10/2015 09:59 AM  
Precincts Reporting 114 of 114 = 100.00%

Page 2 of 22

Total Number of Voters : 8,576 of 143,378 = 5.98%

## No. 1

Precinct	Absentee Ballots Cast	Early Ballots Cast	Election Ballots Cast	Total Ballots Cast	Registered Voters	Percent Turnout	For	Against	Totals
40	1	74	99	174	2732	6.37%	160	11	171
41	0	1	7	8	180	4.44%	8	0	8
42 01	1	4	7	12	55	21.82%	10	1	11
42 02	3	32	86	121	2252	5.37%	115	5	120
43 01	0	2	0	2	0	00.00%	2	0	2
43 02	0	35	80	115	2137	5.38%	108	5	113
44	2	35	30	67	684	9.80%	55	10	65
45	0	43	29	72	1276	5.64%	54	12	66
46	0	58	32	90	1270	7.09%	60	23	83
47	1	48	47	96	1459	6.58%	70	21	91
48	0	38	13	51	1079	4.73%	34	12	46
49	0	6	14	20	486	4.12%	14	2	16
50	1	140	108	249	2450	10.16%	152	75	227
51	0	20	11	31	482	6.43%	17	11	28
52	1	18	23	42	536	7.84%	28	11	39
53	2	59	63	124	1527	8.12%	75	39	114
54	4	23	13	40	570	7.02%	30	6	36
55	2	23	16	41	481	8.52%	29	7	36
56	0	60	127	187	2900	6.45%	175	10	185
57	5	45	51	101	978	10.33%	59	31	90
58	0	6	1	7	47	14.89%	7	0	7
59	2	56	51	109	1452	7.51%	61	39	100
60	1	35	101	137	3078	4.45%	126	9	135
61	0	26	43	69	1826	3.78%	61	8	69
62	4	90	139	233	2560	9.10%	209	24	233
63	1	5	36	42	1521	2.76%	28	14	42
64	4	20	31	55	852	6.46%	47	8	55
65	1	76	101	178	1782	9.99%	162	15	177
66	0	26	110	136	1717	7.92%	125	9	134
67	13	40	50	103	2540	4.06%	72	28	100
68	4	40	87	131	2276	5.76%	119	10	129
69	0	49	119	168	3112	5.40%	153	14	167
70	0	85	65	150	2317	6.47%	108	27	135
71 01	0	7	2	9	77	11.69%	8	1	9
71 02	0	0	2	2	7	28.57%	2	0	2
72	1	36	41	78	2278	3.42%	66	11	77
73	5	140	149	294	2357	12.47%	268	24	292
74	2	37	122	161	2768	5.82%	148	12	160
75	0	10	3	13	932	1.39%	11	2	13
76	0	35	20	55	1097	5.01%	39	10	49

# Canvass Report — Total Voters — Official Jefferson County, Texas — Constitutional Amendment and Special Election — November 03, 2015

11/10/2015 09:59 AM  
Precincts Reporting 114 of 114 = 100.00%

Page 3 of 22

Total Number of Voters : 8,576 of 143,378 = 5.98%

## No. 1

Precinct	Absentee Ballots Cast	Early Ballots Cast	Election Ballots Cast	Total Ballots Cast	Registered Voters	Percent Turnout	For	Against	Totals
77	0	5	24	29	1458	1.99%	23	6	29
78	1	39	58	98	1848	5.30%	83	14	97
79	1	72	109	182	1881	9.68%	165	16	181
80	0	3	19	22	226	9.73%	22	0	22
81	4	40	21	65	958	6.78%	41	18	59
82	2	129	63	194	2402	8.08%	149	33	182
83	0	21	51	72	1169	6.16%	61	10	71
84	26	16	24	66	1375	4.80%	44	19	63
85	24	40	50	114	1266	9.00%	94	15	109
86	3	30	33	66	1256	5.25%	57	9	66
87	0	9	16	25	1203	2.08%	21	4	25
88	1	12	21	34	1136	2.99%	25	8	33
89	0	0	3	3	512	0.59%	2	1	3
90	0	0	1	1	39	2.56%	1	0	1
91	0	7	27	34	577	5.89%	33	1	34
92	0	25	31	56	1094	5.12%	48	8	56
93	1	19	31	51	785	6.50%	27	17	44
94	3	67	109	179	1950	9.18%	170	9	179
95	0	23	18	41	546	7.51%	33	4	37
96	0	31	29	60	550	10.91%	45	10	55
97	0	0	11	11	243	4.53%	9	1	10
98	0	19	7	26	349	7.45%	23	2	25
99	3	8	8	19	765	2.48%	13	6	19
100	6	82	77	165	2492	6.62%	153	11	164
101	0	0	0	0	0	00.00%	0	0	0
102 01	0	2	9	11	168	6.55%	11	0	11
102 02	0	0	0	0	0	00.00%	0	0	0
103	0	2	1	3	19	15.79%	3	0	3
104	0	3	2	5	81	6.17%	5	0	5
105	0	8	2	10	101	9.90%	7	2	9
106	0	0	0	0	25	00.00%	0	0	0
107	0	0	0	0	1	00.00%	0	0	0
108	1	13	23	37	510	7.25%	34	2	36
109	0	6	4	10	189	5.29%	10	0	10
Totals	309	3372	4895	8576	143378		7140	1172	8312

# Canvass Report — Total Voters — Official Jefferson County, Texas — Constitutional Amendment and Special Election — November 03, 2015

11/10/2015 09:59 AM  
Precincts Reporting 114 of 114 = 100.00%

Page 4 of 22

Total Number of Voters : 8,576 of 143,378 = 5.98%

## No. 2

Precinct	Absentee Ballots Cast	Early Ballots Cast	Election Ballots Cast	Total Ballots Cast	Registered Voters	Percent Turnout	For	Against	Totals
1	4	7	24	35	1855	1.89%	29	5	34
2	6	11	23	40	1087	3.68%	36	3	39
3	13	9	25	47	2228	2.11%	37	9	46
4	0	37	82	119	1421	8.37%	114	5	119
5	4	30	46	80	1589	5.03%	68	6	74
6	3	18	25	46	1273	3.61%	41	4	45
7	1	23	56	80	1352	5.92%	64	14	78
8	0	4	9	13	998	1.30%	12	1	13
9	0	150	168	318	3595	8.85%	297	16	313
10	0	6	11	17	782	2.17%	14	1	15
11	1	4	4	9	413	2.18%	9	0	9
12	5	4	7	16	566	2.83%	14	1	15
13	6	1	6	13	446	2.91%	12	1	13
14	8	20	14	42	1572	2.67%	37	3	40
15	8	7	24	39	1411	2.76%	34	3	37
16	1	2	5	8	500	1.60%	7	1	8
17	4	46	83	133	2412	5.51%	120	11	131
18	22	17	24	63	1404	4.49%	56	5	61
19	14	13	25	52	1656	3.14%	45	5	50
20	8	7	9	24	1321	1.82%	23	1	24
21	0	0	6	6	264	2.27%	5	1	6
22	3	55	102	160	3989	4.01%	150	8	158
23	5	32	67	104	2026	5.13%	94	8	102
24	0	4	32	36	487	7.39%	31	4	35
25	0	11	100	111	1933	5.74%	101	7	108
26	3	66	83	152	2388	6.37%	147	4	151
27	1	23	58	82	1479	5.54%	74	6	80
28	0	10	32	42	816	5.15%	35	7	42
29	0	15	118	133	1625	8.18%	125	6	131
30	0	11	54	65	1114	5.83%	53	7	60
31	0	13	74	87	1151	7.56%	81	6	87
32	0	0	2	2	0	00.00%	2	0	2
33 01	1	71	106	178	2327	7.65%	153	19	172
33 02	0	0	0	0	9	00.00%	0	0	0
34	9	158	113	280	1755	15.95%	228	24	252
35	0	11	25	36	860	4.19%	36	0	36
36	0	13	41	54	1490	3.62%	51	2	53
37	2	44	69	115	2383	4.83%	108	4	112
38	0	63	88	151	2038	7.41%	145	6	151
39	40	42	44	126	2059	6.12%	109	13	122

# Canvass Report — Total Voters — Official Jefferson County, Texas — Constitutional Amendment and Special Election — November 03, 2015

11/10/2015 09:59 AM  
Precincts Reporting 114 of 114 = 100.00%

Page 5 of 22

Total Number of Voters : 8,576 of 143,378 = 5.98%

## No. 2

Precinct	Absentee Ballots Cast	Early Ballots Cast	Election Ballots Cast	Total Ballots Cast	Registered Voters	Percent Turnout	For	Against	Totals
40	1	74	99	174	2732	6.37%	159	9	168
41	0	1	7	8	180	4.44%	8	0	8
42 01	1	4	7	12	55	21.82%	12	0	12
42 02	3	32	86	121	2252	5.37%	114	5	119
43 01	0	2	0	2	0	00.00%	2	0	2
43 02	0	35	80	115	2137	5.38%	107	5	112
44	2	35	30	67	684	9.80%	64	1	65
45	0	43	29	72	1276	5.64%	59	7	66
46	0	58	32	90	1270	7.09%	75	8	83
47	1	48	47	96	1459	6.58%	78	11	89
48	0	38	13	51	1079	4.73%	39	9	48
49	0	6	14	20	486	4.12%	15	2	17
50	1	140	108	249	2450	10.16%	195	33	228
51	0	20	11	31	482	6.43%	21	6	27
52	1	18	23	42	536	7.84%	31	6	37
53	2	59	63	124	1527	8.12%	99	16	115
54	4	23	13	40	570	7.02%	33	2	35
55	2	23	16	41	481	8.52%	31	4	35
56	0	60	127	187	2900	6.45%	176	10	186
57	5	45	51	101	978	10.33%	79	11	90
58	0	6	1	7	47	14.89%	7	0	7
59	2	56	51	109	1452	7.51%	82	13	95
60	1	35	101	137	3078	4.45%	130	5	135
61	0	26	43	69	1826	3.78%	64	3	67
62	4	90	139	233	2560	9.10%	213	17	230
63	1	5	36	42	1521	2.76%	31	10	41
64	4	20	31	55	852	6.46%	50	5	55
65	1	76	101	178	1782	9.99%	153	23	176
66	0	26	110	136	1717	7.92%	129	4	133
67	13	40	50	103	2540	4.06%	85	14	99
68	4	40	87	131	2276	5.76%	119	10	129
69	0	49	119	168	3112	5.40%	153	13	166
70	0	85	65	150	2317	6.47%	120	14	134
71 01	0	7	2	9	77	11.69%	8	1	9
71 02	0	0	2	2	7	28.57%	2	0	2
72	1	36	41	78	2278	3.42%	67	9	76
73	5	140	149	294	2357	12.47%	278	16	294
74	2	37	122	161	2768	5.82%	155	4	159
75	0	10	3	13	932	1.39%	12	1	13
76	0	35	20	55	1097	5.01%	45	4	49



No. 2

Precinct	Absentee Ballots Cast	Early Ballots Cast	Election Ballots Cast	Total Ballots Cast	Registered Voters	Percent Turnout	For	Against	Totals
77	0	5	24	29	1458	1.99%	28	1	29
78	1	39	58	98	1848	5.30%	91	7	98
79	1	72	109	182	1881	9.68%	167	10	177
80	0	3	19	22	226	9.73%	21	1	22
81	4	40	21	65	958	6.78%	46	8	54
82	2	129	63	194	2402	8.08%	166	17	183
83	0	21	51	72	1169	6.16%	67	4	71
84	26	16	24	66	1375	4.80%	56	7	63
85	24	40	50	114	1266	9.00%	101	10	111
86	3	30	33	66	1256	5.25%	57	7	64
87	0	9	16	25	1203	2.08%	25	0	25
88	1	12	21	34	1136	2.99%	29	4	33
89	0	0	3	3	512	0.59%	2	1	3
90	0	0	1	1	39	2.56%	1	0	1
91	0	7	27	34	577	5.89%	32	1	33
92	0	25	31	56	1094	5.12%	52	4	56
93	1	19	31	51	785	6.50%	32	12	44
94	3	67	109	179	1950	9.18%	169	8	177
95	0	23	18	41	546	7.51%	33	3	36
96	0	31	29	60	550	10.91%	54	2	56
97	0	0	11	11	243	4.53%	10	1	11
98	0	19	7	26	349	7.45%	24	1	25
99	3	8	8	19	765	2.48%	16	3	19
100	6	82	77	165	2492	6.62%	151	11	162
101	0	0	0	0	0	00.00%	0	0	0
102 01	0	2	9	11	168	6.55%	11	0	11
102 02	0	0	0	0	0	00.00%	0	0	0
103	0	2	1	3	19	15.79%	3	0	3
104	0	3	2	5	81	6.17%	5	0	5
105	0	8	2	10	101	9.90%	6	2	8
106	0	0	0	0	25	00.00%	0	0	0
107	0	0	0	0	1	00.00%	0	0	0
108	1	13	23	37	510	7.25%	34	2	36
109	0	6	4	10	189	5.29%	10	0	10
Totals	309	3372	4895	8576	143378		7596	665	8261

# Canvass Report — Total Voters — Official Jefferson County, Texas — Constitutional Amendment and Special Election — November 03, 2015

Page 7 of 22

11/10/2015 09:59 AM  
 Precincts Reporting 114 of 114 = 100.00%

Total Number of Voters : 8,576 of 143,378 = 5.98%

## No. 3

Precinct	Absentee Ballots Cast	Early Ballots Cast	Election Ballots Cast	Total Ballots Cast	Registered Voters	Percent Turnout	For	Against	Totals
1	4	7	24	35	1855	1.89%	17	17	34
2	6	11	23	40	1087	3.68%	28	10	38
3	13	9	25	47	2228	2.11%	29	17	46
4	0	37	82	119	1421	8.37%	76	43	119
5	4	30	46	80	1589	5.03%	47	26	73
6	3	18	25	46	1273	3.61%	28	15	43
7	1	23	56	80	1352	5.92%	41	37	78
8	0	4	9	13	998	1.30%	8	5	13
9	0	150	168	318	3595	8.85%	225	85	310
10	0	6	11	17	782	2.17%	10	6	16
11	1	4	4	9	413	2.18%	8	1	9
12	5	4	7	16	566	2.83%	9	6	15
13	6	1	6	13	446	2.91%	5	8	13
14	8	20	14	42	1572	2.67%	20	19	39
15	8	7	24	39	1411	2.76%	17	19	36
16	1	2	5	8	500	1.60%	7	1	8
17	4	46	83	133	2412	5.51%	89	42	131
18	22	17	24	63	1404	4.49%	37	21	58
19	14	13	25	52	1656	3.14%	27	22	49
20	8	7	9	24	1321	1.82%	10	14	24
21	0	0	6	6	264	2.27%	3	3	6
22	3	55	102	160	3989	4.01%	104	53	157
23	5	32	67	104	2026	5.13%	51	50	101
24	0	4	32	36	487	7.39%	23	9	32
25	0	11	100	111	1933	5.74%	72	36	108
26	3	66	83	152	2388	6.37%	104	46	150
27	1	23	58	82	1479	5.54%	47	31	78
28	0	10	32	42	816	5.15%	27	15	42
29	0	15	118	133	1625	8.18%	89	40	129
30	0	11	54	65	1114	5.83%	41	20	61
31	0	13	74	87	1151	7.56%	58	28	86
32	0	0	2	2	0	0.00%	1	1	2
33 01	1	71	106	178	2327	7.65%	130	41	171
33 02	0	0	0	0	9	0.00%	0	0	0
34	9	158	113	280	1755	15.95%	152	94	246
35	0	11	25	36	860	4.19%	28	8	36
36	0	13	41	54	1490	3.62%	32	19	51
37	2	44	69	115	2383	4.83%	83	30	113
38	0	63	88	151	2038	7.41%	102	47	149
39	40	42	44	126	2059	6.12%	72	49	121

# Canvass Report — Total Voters — Official Jefferson County, Texas — Constitutional Amendment and Special Election — November 03, 2015

Total Number of Voters : 8,576 of 143,378 = 5.98% 11/10/2015 09:59 AM

Page 8 of 22 Precincts Reporting 114 of 114 = 100.00%

## No. 3

Precinct	Absentee Ballots Cast	Early Ballots Cast	Election Ballots Cast	Total Ballots Cast	Registered Voters	Percent Turnout	For	Against	Totals
40	1	74	99	174	2732	6.37%	115	53	168
41	0	1	7	8	180	4.44%	3	5	8
42 01	1	4	7	12	55	21.82%	8	3	11
42 02	3	32	86	121	2252	5.37%	77	41	118
43 01	0	2	0	2	0	00.00%	0	2	2
43 02	0	35	80	115	2137	5.38%	82	28	110
44	2	35	30	67	684	9.80%	44	21	65
45	0	43	29	72	1276	5.64%	44	21	65
46	0	58	32	90	1270	7.09%	49	36	85
47	1	48	47	96	1459	6.58%	60	30	90
48	0	38	13	51	1079	4.73%	24	23	47
49	0	6	14	20	486	4.12%	14	3	17
50	1	140	108	249	2450	10.16%	150	81	231
51	0	20	11	31	482	6.43%	19	8	27
52	1	18	23	42	536	7.84%	27	11	38
53	2	59	63	124	1527	8.12%	73	38	111
54	4	23	13	40	570	7.02%	23	10	33
55	2	23	16	41	481	8.52%	23	12	35
56	0	60	127	187	2900	6.45%	118	67	185
57	5	45	51	101	978	10.33%	55	34	89
58	0	6	1	7	47	14.89%	6	1	7
59	2	56	51	109	1452	7.51%	65	29	94
60	1	35	101	137	3078	4.45%	93	42	135
61	0	26	43	69	1826	3.78%	43	25	68
62	4	90	139	233	2560	9.10%	133	92	225
63	1	5	36	42	1521	2.76%	23	18	41
64	4	20	31	55	852	6.46%	30	25	55
65	1	76	101	178	1782	9.99%	103	69	172
66	0	26	110	136	1717	7.92%	89	43	132
67	13	40	50	103	2540	4.06%	57	42	99
68	4	40	87	131	2276	5.76%	79	47	126
69	0	49	119	168	3112	5.40%	123	42	165
70	0	85	65	150	2317	6.47%	97	35	132
71 01	0	7	2	9	77	11.69%	3	6	9
71 02	0	0	2	2	7	28.57%	2	0	2
72	1	36	41	78	2278	3.42%	45	30	75
73	5	140	149	294	2357	12.47%	201	90	291
74	2	37	122	161	2768	5.82%	104	53	157
75	0	10	3	13	932	1.39%	8	3	11
76	0	35	20	55	1097	5.01%	42	8	50

Canvass Report — Total Voters — Official

Page 9 of 22

Total Number of Voters : 8,576 of 143,378 = 5.98%

No. 3

Precinct	Absentee Ballots Cast	Early Ballots Cast	Election Ballots Cast	Total Ballots Cast	Registered Voters	Percent Turnout	For	Against	Totals
77	0	5	24	29	1458	1.99%	22	7	29
78	1	39	58	98	1848	5.30%	61	36	97
79	1	72	109	182	1881	9.68%	115	62	177
80	0	3	19	22	226	9.73%	13	7	20
81	4	40	21	65	958	6.78%	37	21	58
82	2	129	63	194	2402	8.08%	118	60	178
83	0	21	51	72	1169	6.16%	47	25	72
84	26	16	24	66	1375	4.80%	32	31	63
85	24	40	50	114	1266	9.00%	57	52	109
86	3	30	33	66	1256	5.25%	43	19	62
87	0	9	16	25	1203	2.08%	12	12	24
88	1	12	21	34	1136	2.99%	23	10	33
89	0	0	3	3	512	0.59%	3	0	3
90	0	0	1	1	39	2.56%	0	1	1
91	0	7	27	34	577	5.89%	24	9	33
92	0	25	31	56	1094	5.12%	41	14	55
93	1	19	31	51	785	6.50%	32	13	45
94	3	67	109	179	1950	9.18%	116	59	175
95	0	23	18	41	546	7.51%	19	16	35
96	0	31	29	60	550	10.91%	34	20	54
97	0	0	11	11	243	4.53%	6	5	11
98	0	19	7	26	349	7.45%	20	5	25
99	3	8	8	19	765	2.48%	5	13	18
100	6	82	77	165	2492	6.62%	102	56	158
101	0	0	0	0	0	00.00%	0	0	0
102 01	0	2	9	11	168	6.55%	7	3	10
102 02	0	0	0	0	0	00.00%	0	0	0
103	0	2	1	3	19	15.79%	1	1	2
104	0	3	2	5	81	6.17%	3	2	5
105	0	8	2	10	101	9.90%	3	5	8
106	0	0	0	0	25	00.00%	0	0	0
107	0	0	0	0	1	00.00%	0	0	0
108	1	13	23	37	510	7.25%	25	12	37
109	0	6	4	10	189	5.29%	7	3	10
Totals	309	3372	4895	8576	143378		5339	2840	8179

# Canvass Report — Total Voters — Official

## Jefferson County, Texas — Constitutional Amendment and Special Election — November 03, 2015

11/10/2015 09:59 AM  
Precincts Reporting 114 of 114 = 100.00%

Page 10 of 22

Total Number of Voters : 8,576 of 143,378 = 5.98%

### No. 4

Precinct	Absentee Ballots Cast	Early Ballots Cast	Election Ballots Cast	Total Ballots Cast	Registered Voters	Percent Turnout	For	Against	Totals
1	4	7	24	35	1855	1.89%	19	13	32
2	6	11	23	40	1087	3.68%	23	15	38
3	13	9	25	47	2228	2.11%	31	15	46
4	0	37	82	119	1421	8.37%	78	38	116
5	4	30	46	80	1589	5.03%	49	24	73
6	3	18	25	46	1273	3.61%	33	11	44
7	1	23	56	80	1352	5.92%	46	30	76
8	0	4	9	13	998	1.30%	8	5	13
9	0	150	168	318	3595	8.85%	231	79	310
10	0	6	11	17	782	2.17%	13	3	16
11	1	4	4	9	413	2.18%	6	3	9
12	5	4	7	16	566	2.83%	12	3	15
13	6	1	6	13	446	2.91%	7	6	13
14	8	20	14	42	1572	2.67%	32	8	40
15	8	7	24	39	1411	2.76%	26	8	34
16	1	2	5	8	500	1.60%	5	3	8
17	4	46	83	133	2412	5.51%	88	41	129
18	22	17	24	63	1404	4.49%	44	17	61
19	14	13	25	52	1656	3.14%	40	10	50
20	8	7	9	24	1321	1.82%	16	8	24
21	0	0	6	6	264	2.27%	3	3	6
22	3	55	102	160	3989	4.01%	104	53	157
23	5	32	67	104	2026	5.13%	74	27	101
24	0	4	32	36	487	7.39%	20	12	32
25	0	11	100	111	1933	5.74%	67	43	110
26	3	66	83	152	2388	6.37%	105	46	151
27	1	23	58	82	1479	5.54%	49	28	77
28	0	10	32	42	816	5.15%	25	16	41
29	0	15	118	133	1625	8.18%	95	33	128
30	0	11	54	65	1114	5.83%	40	20	60
31	0	13	74	87	1151	7.56%	58	28	86
32	0	0	2	2	0	0.00%	2	0	2
33 01	1	71	106	178	2327	7.65%	137	36	173
33 02	0	0	0	0	9	0.00%	0	0	0
34	9	158	113	280	1755	15.95%	176	71	247
35	0	11	25	36	860	4.19%	24	12	36
36	0	13	41	54	1490	3.62%	34	18	52
37	2	44	69	115	2383	4.83%	90	22	112
38	0	63	88	151	2038	7.41%	109	39	148
39	40	42	44	126	2059	6.12%	93	30	123

# Canvass Report — Total Voters — Official Jefferson County, Texas — Constitutional Amendment and Special Election — November 03, 2015

11/10/2015 09:59 AM  
Precincts Reporting 114 of 114 = 100.00%

Page 11 of 22

Total Number of Voters : 8,576 of 143,378 = 5.98%

## No. 4

Precinct	Absentee Ballots Cast	Early Ballots Cast	Election Ballots Cast	Total Ballots Cast	Registered Voters	Percent Turnout	For	Against	Totals
40	1	74	99	174	2732	6.37%	118	49	167
41	0	1	7	8	180	4.44%	4	4	8
42 01	1	4	7	12	55	21.82%	8	2	10
42 02	3	32	86	121	2252	5.37%	78	39	117
43 01	0	2	0	2	0	00.00%	2	0	2
43 02	0	35	80	115	2137	5.38%	77	34	111
44	2	35	30	67	684	9.80%	47	18	65
45	0	43	29	72	1276	5.64%	43	21	64
46	0	58	32	90	1270	7.09%	68	16	84
47	1	48	47	96	1459	6.58%	67	23	90
48	0	38	13	51	1079	4.73%	30	17	47
49	0	6	14	20	486	4.12%	15	2	17
50	1	140	108	249	2450	10.16%	168	66	234
51	0	20	11	31	482	6.43%	21	6	27
52	1	18	23	42	536	7.84%	30	8	38
53	2	59	63	124	1527	8.12%	83	28	111
54	4	23	13	40	570	7.02%	30	5	35
55	2	23	16	41	481	8.52%	29	8	37
56	0	60	127	187	2900	6.45%	131	54	185
57	5	45	51	101	978	10.33%	67	22	89
58	0	6	1	7	47	14.89%	6	1	7
59	2	56	51	109	1452	7.51%	72	18	90
60	1	35	101	137	3078	4.45%	100	32	132
61	0	26	43	69	1826	3.78%	50	18	68
62	4	90	139	233	2560	9.10%	158	69	227
63	1	5	36	42	1521	2.76%	27	14	41
64	4	20	31	55	852	6.46%	32	23	55
65	1	76	101	178	1782	9.99%	105	67	172
66	0	26	110	136	1717	7.92%	87	45	132
67	13	40	50	103	2540	4.06%	67	32	99
68	4	40	87	131	2276	5.76%	88	40	128
69	0	49	119	168	3112	5.40%	128	35	163
70	0	85	65	150	2317	6.47%	104	29	133
71 01	0	7	2	9	77	11.69%	7	2	9
71 02	0	0	2	2	7	28.57%	2	0	2
72	1	36	41	78	2278	3.42%	48	29	77
73	5	140	149	294	2357	12.47%	202	86	288
74	2	37	122	161	2768	5.82%	107	52	159
75	0	10	3	13	932	1.39%	7	6	13
76	0	35	20	55	1097	5.01%	43	8	51

# Canvass Report — Total Voters — Official

## Jefferson County, Texas — Constitutional Amendment and Special Election — November 03, 2015

Page 12 of 22

11/10/2015 09:59 AM  
Precincts Reporting 114 of 114 = 100.00%

Total Number of Voters : 8,576 of 143,378 = 5.98%

### No. 4

Precinct	Absentee Ballots Cast	Early Ballots Cast	Election Ballots Cast	Total Ballots Cast	Registered Voters	Percent Turnout	For	Against	Totals
77	0	5	24	29	1458	1.99%	23	5	28
78	1	39	58	98	1848	5.30%	64	33	97
79	1	72	109	182	1881	9.68%	117	60	177
80	0	3	19	22	226	9.73%	14	6	20
81	4	40	21	65	958	6.78%	46	12	58
82	2	129	63	194	2402	8.08%	135	42	177
83	0	21	51	72	1169	6.16%	53	17	70
84	26	16	24	66	1375	4.80%	47	16	63
85	24	40	50	114	1266	9.00%	74	32	106
86	3	30	33	66	1256	5.25%	41	21	62
87	0	9	16	25	1203	2.08%	14	11	25
88	1	12	21	34	1136	2.99%	27	7	34
89	0	0	3	3	512	0.59%	2	1	3
90	0	0	1	1	39	2.56%	1	0	1
91	0	7	27	34	577	5.89%	20	13	33
92	0	25	31	56	1094	5.12%	41	14	55
93	1	19	31	51	785	6.50%	28	16	44
94	3	67	109	179	1950	9.18%	124	48	172
95	0	23	18	41	546	7.51%	27	9	36
96	0	31	29	60	550	10.91%	35	19	54
97	0	0	11	11	243	4.53%	9	2	11
98	0	19	7	26	349	7.45%	20	5	25
99	3	8	8	19	765	2.48%	11	8	19
100	6	82	77	165	2492	6.62%	120	40	160
101	0	0	0	0	0	00.00%	0	0	0
102 01	0	2	9	11	168	6.55%	5	4	9
102 02	0	0	0	0	0	00.00%	0	0	0
103	0	2	1	3	19	15.79%	0	2	2
104	0	3	2	5	81	6.17%	3	2	5
105	0	8	2	10	101	9.90%	5	3	8
106	0	0	0	0	25	00.00%	0	0	0
107	0	0	0	0	1	00.00%	0	0	0
108	1	13	23	37	510	7.25%	30	7	37
109	0	6	4	10	189	5.29%	9	1	10
Totals	309	3372	4895	8576	143378		5813	2361	8174



# Canvass Report — Total Voters — Official

## Jefferson County, Texas — Constitutional Amendment and Special Election — November 03, 2015

11/10/2015 09:59 AM  
Precincts Reporting 114 of 114 = 100.00%

Page 13 of 22

Total Number of Voters : 8,576 of 143,378 = 5.98%

### No. 5

Precinct	Absentee Ballots Cast	Early Ballots Cast	Election Ballots Cast	Total Ballots Cast	Registered Voters	Percent Turnout	For	Against	Totals
1	4	7	24	35	1855	1.89%	21	12	33
2	6	11	23	40	1087	3.68%	34	5	39
3	13	9	25	47	2228	2.11%	31	14	45
4	0	37	82	119	1421	8.37%	103	15	118
5	4	30	46	80	1589	5.03%	63	11	74
6	3	18	25	46	1273	3.61%	39	6	45
7	1	23	56	80	1352	5.92%	65	12	77
8	0	4	9	13	998	1.30%	8	5	13
9	0	150	168	318	3595	8.85%	261	49	310
10	0	6	11	17	782	2.17%	11	5	16
11	1	4	4	9	413	2.18%	8	1	9
12	5	4	7	16	566	2.83%	9	6	15
13	6	1	6	13	446	2.91%	10	2	12
14	8	20	14	42	1572	2.67%	31	8	39
15	8	7	24	39	1411	2.76%	24	12	36
16	1	2	5	8	500	1.60%	6	2	8
17	4	46	83	133	2412	5.51%	105	25	130
18	22	17	24	63	1404	4.49%	53	9	62
19	14	13	25	52	1656	3.14%	36	14	50
20	8	7	9	24	1321	1.82%	14	9	23
21	0	0	6	6	264	2.27%	4	2	6
22	3	55	102	160	3989	4.01%	123	34	157
23	5	32	67	104	2026	5.13%	68	34	102
24	0	4	32	36	487	7.39%	28	5	33
25	0	11	100	111	1933	5.74%	81	29	110
26	3	66	83	152	2388	6.37%	130	21	151
27	1	23	58	82	1479	5.54%	63	15	78
28	0	10	32	42	816	5.15%	33	8	41
29	0	15	118	133	1625	8.18%	105	24	129
30	0	11	54	65	1114	5.83%	43	16	59
31	0	13	74	87	1151	7.56%	65	20	85
32	0	0	2	2	0	00.00%	2	0	2
33 01	1	71	106	178	2327	7.65%	151	22	173
33 02	0	0	0	0	9	00.00%	0	0	0
34	9	158	113	280	1755	15.95%	192	56	248
35	0	11	25	36	860	4.19%	28	8	36
36	0	13	41	54	1490	3.62%	46	5	51
37	2	44	69	115	2383	4.83%	93	20	113
38	0	63	88	151	2038	7.41%	129	21	150
39	40	42	44	126	2059	6.12%	92	30	122



# Canvass Report — Total Voters — Official Jefferson County, Texas — Constitutional Amendment and Special Election — November 03, 2015

11/10/2015 09:59 AM  
Precincts Reporting 114 of 114 = 100.00%

Page 14 of 22

Total Number of Voters : 8,576 of 143,378 = 5.98%

## No. 5

Precinct	Absentee Ballots Cast	Early Ballots Cast	Election Ballots Cast	Total Ballots Cast	Registered Voters	Percent Turnout	For	Against	Totals
40	1	74	99	174	2732	6.37%	143	24	167
41	0	1	7	8	180	4.44%	5	3	8
42 01	1	4	7	12	55	21.82%	9	2	11
42 02	3	32	86	121	2252	5.37%	97	21	118
43 01	0	2	0	2	0	00.00%	2	0	2
43 02	0	35	80	115	2137	5.38%	91	16	107
44	2	35	30	67	684	9.80%	52	14	66
45	0	43	29	72	1276	5.64%	49	16	65
46	0	58	32	90	1270	7.09%	71	14	85
47	1	48	47	96	1459	6.58%	74	16	90
48	0	38	13	51	1079	4.73%	28	18	46
49	0	6	14	20	486	4.12%	14	3	17
50	1	140	108	249	2450	10.16%	172	62	234
51	0	20	11	31	482	6.43%	19	8	27
52	1	18	23	42	536	7.84%	22	15	37
53	2	59	63	124	1527	8.12%	79	34	113
54	4	23	13	40	570	7.02%	27	8	35
55	2	23	16	41	481	8.52%	25	11	36
56	0	60	127	187	2900	6.45%	149	34	183
57	5	45	51	101	978	10.33%	65	21	86
58	0	6	1	7	47	14.89%	5	2	7
59	2	56	51	109	1452	7.51%	60	31	91
60	1	35	101	137	3078	4.45%	120	14	134
61	0	26	43	69	1826	3.78%	59	9	68
62	4	90	139	233	2560	9.10%	184	44	228
63	1	5	36	42	1521	2.76%	27	13	40
64	4	20	31	55	852	6.46%	39	15	54
65	1	76	101	178	1782	9.99%	141	33	174
66	0	26	110	136	1717	7.92%	108	24	132
67	13	40	50	103	2540	4.06%	72	29	101
68	4	40	87	131	2276	5.76%	106	19	125
69	0	49	119	168	3112	5.40%	139	26	165
70	0	85	65	150	2317	6.47%	97	34	131
71 01	0	7	2	9	77	11.69%	9	0	9
71 02	0	0	2	2	7	28.57%	2	0	2
72	1	36	41	78	2278	3.42%	56	20	76
73	5	140	149	294	2357	12.47%	240	50	290
74	2	37	122	161	2768	5.82%	137	21	158
75	0	10	3	13	932	1.39%	11	2	13
76	0	35	20	55	1097	5.01%	37	11	48

No. 5

Precinct	Absentee Ballots Cast	Early Ballots Cast	Election Ballots Cast	Total Ballots Cast	Registered Voters	Percent Turnout	For	Against	Totals
77	0	5	24	29	1458	1.99%	23	5	28
78	1	39	58	98	1848	5.30%	76	20	96
79	1	72	109	182	1881	9.68%	148	29	177
80	0	3	19	22	226	9.73%	18	3	21
81	4	40	21	65	958	6.78%	49	9	58
82	2	129	63	194	2402	8.08%	137	38	175
83	0	21	51	72	1169	6.16%	57	14	71
84	26	16	24	66	1375	4.80%	46	14	60
85	24	40	50	114	1266	9.00%	71	37	108
86	3	30	33	66	1256	5.25%	51	11	62
87	0	9	16	25	1203	2.08%	21	4	25
88	1	12	21	34	1136	2.99%	27	6	33
89	0	0	3	3	512	0.59%	1	2	3
90	0	0	1	1	39	2.56%	1	0	1
91	0	7	27	34	577	5.89%	26	7	33
92	0	25	31	56	1094	5.12%	42	14	56
93	1	19	31	51	785	6.50%	29	14	43
94	3	67	109	179	1950	9.18%	162	12	174
95	0	23	18	41	546	7.51%	24	11	35
96	0	31	29	60	550	10.91%	43	10	53
97	0	0	11	11	243	4.53%	7	4	11
98	0	19	7	26	349	7.45%	20	5	25
99	3	8	8	19	765	2.48%	12	7	19
100	6	82	77	165	2492	6.62%	139	19	158
101	0	0	0	0	0	00.00%	0	0	0
102 01	0	2	9	11	168	6.55%	9	1	10
102 02	0	0	0	0	0	00.00%	0	0	0
103	0	2	1	3	19	15.79%	3	0	3
104	0	3	2	5	81	6.17%	5	0	5
105	0	8	2	10	101	9.90%	6	2	8
106	0	0	0	0	25	00.00%	0	0	0
107	0	0	0	0	1	00.00%	0	0	0
108	1	13	23	37	510	7.25%	29	8	37
109	0	6	4	10	189	5.29%	10	0	10
Totals	309	3372	4895	8576	143378		6542	1635	8177

# Canvass Report — Total Voters — Official

## Jefferson County, Texas — Constitutional Amendment and Special Election — November 03, 2015

Page 16 of 22

11/10/2015 09:59 AM  
Precincts Reporting 114 of 114 = 100.00%

Total Number of Voters : 8,576 of 143,378 = 5.98%

### No. 6

Precinct	Absentee Ballots Cast	Early Ballots Cast	Election Ballots Cast	Total Ballots Cast	Registered Voters	Percent Turnout	For	Against	Totals
1	4	7	24	35	1855	1.89%	30	3	33
2	6	11	23	40	1087	3.68%	33	6	39
3	13	9	25	47	2228	2.11%	40	6	46
4	0	37	82	119	1421	8.37%	90	28	118
5	4	30	46	80	1589	5.03%	66	10	76
6	3	18	25	46	1273	3.61%	37	6	43
7	1	23	56	80	1352	5.92%	55	21	76
8	0	4	9	13	998	1.30%	8	4	12
9	0	150	168	318	3595	8.85%	278	32	310
10	0	6	11	17	782	2.17%	12	4	16
11	1	4	4	9	413	2.18%	8	1	9
12	5	4	7	16	566	2.83%	13	2	15
13	6	1	6	13	446	2.91%	11	2	13
14	8	20	14	42	1572	2.67%	37	3	40
15	8	7	24	39	1411	2.76%	26	10	36
16	1	2	5	8	500	1.60%	8	0	8
17	4	46	83	133	2412	5.51%	115	15	130
18	22	17	24	63	1404	4.49%	54	6	60
19	14	13	25	52	1656	3.14%	40	9	49
20	8	7	9	24	1321	1.82%	20	3	23
21	0	0	6	6	264	2.27%	4	2	6
22	3	55	102	160	3989	4.01%	127	31	158
23	5	32	67	104	2026	5.13%	77	25	102
24	0	4	32	36	487	7.39%	35	0	35
25	0	11	100	111	1933	5.74%	96	15	111
26	3	66	83	152	2388	6.37%	133	18	151
27	1	23	58	82	1479	5.54%	70	10	80
28	0	10	32	42	816	5.15%	32	10	42
29	0	15	118	133	1625	8.18%	120	10	130
30	0	11	54	65	1114	5.83%	59	4	63
31	0	13	74	87	1151	7.56%	75	12	87
32	0	0	2	2	0	00.00%	2	0	2
33 01	1	71	106	178	2327	7.65%	165	10	175
33 02	0	0	0	0	9	00.00%	0	0	0
34	9	158	113	280	1755	15.95%	203	44	247
35	0	11	25	36	860	4.19%	35	1	36
36	0	13	41	54	1490	3.62%	50	3	53
37	2	44	69	115	2383	4.83%	100	12	112
38	0	63	88	151	2038	7.41%	136	14	150
39	40	42	44	126	2059	6.12%	95	25	120

# Canvass Report — Total Voters — Official Jefferson County, Texas — Constitutional Amendment and Special Election — November 03, 2015

Page 17 of 22  
 11/10/2015 09:59 AM  
 Precincts Reporting 114 of 114 = 100.00%

Total Number of Voters : 8,576 of 143,378 = 5.98%

## No. 6

Precinct	Absentee Ballots Cast	Early Ballots Cast	Election Ballots Cast	Total Ballots Cast	Registered Voters	Percent Turnout	For	Against	Totals
40	1	74	99	174	2732	6.37%	139	31	170
41	0	1	7	8	180	4.44%	8	0	8
42 01	1	4	7	12	55	21.82%	11	0	11
42 02	3	32	86	121	2252	5.37%	102	16	118
43 01	0	2	0	2	0	00.00%	2	0	2
43 02	0	35	80	115	2137	5.38%	106	9	115
44	2	35	30	67	684	9.80%	55	11	66
45	0	43	29	72	1276	5.64%	55	8	63
46	0	58	32	90	1270	7.09%	68	17	85
47	1	48	47	96	1459	6.58%	76	12	88
48	0	38	13	51	1079	4.73%	36	10	46
49	0	6	14	20	486	4.12%	15	2	17
50	1	140	108	249	2450	10.16%	178	55	233
51	0	20	11	31	482	6.43%	19	8	27
52	1	18	23	42	536	7.84%	30	8	38
53	2	59	63	124	1527	8.12%	92	20	112
54	4	23	13	40	570	7.02%	32	4	36
55	2	23	16	41	481	8.52%	33	5	38
56	0	60	127	187	2900	6.45%	166	19	185
57	5	45	51	101	978	10.33%	72	17	89
58	0	6	1	7	47	14.89%	7	0	7
59	2	56	51	109	1452	7.51%	72	20	92
60	1	35	101	137	3078	4.45%	116	20	136
61	0	26	43	69	1826	3.78%	59	10	69
62	4	90	139	233	2560	9.10%	176	52	228
63	1	5	36	42	1521	2.76%	29	11	40
64	4	20	31	55	852	6.46%	46	8	54
65	1	76	101	178	1782	9.99%	146	28	174
66	0	26	110	136	1717	7.92%	120	15	135
67	13	40	50	103	2540	4.06%	78	23	101
68	4	40	87	131	2276	5.76%	105	21	126
69	0	49	119	168	3112	5.40%	151	12	163
70	0	85	65	150	2317	6.47%	110	20	130
71 01	0	7	2	9	77	11.69%	7	2	9
71 02	0	0	2	2	7	28.57%	2	0	2
72	1	36	41	78	2278	3.42%	65	12	77
73	5	140	149	294	2357	12.47%	251	39	290
74	2	37	122	161	2768	5.82%	146	12	158
75	0	10	3	13	932	1.39%	10	3	13
76	0	35	20	55	1097	5.01%	46	5	51

# Canvass Report — Total Voters — Official Jefferson County, Texas — Constitutional Amendment and Special Election — November 03, 2015

Page 18 of 22  
 11/10/2015 09:59 AM  
 Precincts Reporting 114 of 114 = 100.00%

Total Number of Voters : 8,576 of 143,378 = 5.98%

## No. 6

Precinct	Absentee Ballots Cast	Early Ballots Cast	Election Ballots Cast	Total Ballots Cast	Registered Voters	Percent Turnout	For	Against	Totals
77	0	5	24	29	1458	1.99%	23	5	28
78	1	39	58	98	1848	5.30%	82	14	96
79	1	72	109	182	1881	9.68%	147	30	177
80	0	3	19	22	226	9.73%	21	1	22
81	4	40	21	65	958	6.78%	45	14	59
82	2	129	63	194	2402	8.08%	150	26	176
83	0	21	51	72	1169	6.16%	69	3	72
84	26	16	24	66	1375	4.80%	51	11	62
85	24	40	50	114	1266	9.00%	81	27	108
86	3	30	33	66	1256	5.25%	53	11	64
87	0	9	16	25	1203	2.08%	20	5	25
88	1	12	21	34	1136	2.99%	26	8	34
89	0	0	3	3	512	0.59%	3	0	3
90	0	0	1	1	39	2.56%	1	0	1
91	0	7	27	34	577	5.89%	32	1	33
92	0	25	31	56	1094	5.12%	47	8	55
93	1	19	31	51	785	6.50%	38	7	45
94	3	67	109	179	1950	9.18%	151	26	177
95	0	23	18	41	546	7.51%	30	5	35
96	0	31	29	60	550	10.91%	50	4	54
97	0	0	11	11	243	4.53%	9	2	11
98	0	19	7	26	349	7.45%	20	5	25
99	3	8	8	19	765	2.48%	12	7	19
100	6	82	77	165	2492	6.62%	136	24	160
101	0	0	0	0	0	00.00%	0	0	0
102 01	0	2	9	11	168	6.55%	11	0	11
102 02	0	0	0	0	0	00.00%	0	0	0
103	0	2	1	3	19	15.79%	3	0	3
104	0	3	2	5	81	6.17%	5	0	5
105	0	8	2	10	101	9.90%	7	1	8
106	0	0	0	0	25	00.00%	0	0	0
107	0	0	0	0	1	00.00%	0	0	0
108	1	13	23	37	510	7.25%	33	4	37
109	0	6	4	10	189	5.29%	8	2	10
Totals	309	3372	4895	8576	143378		6996	1233	8229

# Canvass Report — Total Voters — Official

## Jefferson County, Texas — Constitutional Amendment and Special Election — November 03, 2015

11/10/2015 09:59 AM  
Precincts Reporting 114 of 114 = 100.00%

Page 19 of 22

Total Number of Voters : 8,576 of 143,378 = 5.98%

### No. 7

Precinct	Absentee Ballots Cast	Early Ballots Cast	Election Ballots Cast	Total Ballots Cast	Registered Voters	Percent Turnout	For	Against	Totals
1	4	7	24	35	1855	1.89%	23	10	33
2	6	11	23	40	1087	3.68%	30	8	38
3	13	9	25	47	2228	2.11%	34	13	47
4	0	37	82	119	1421	8.37%	107	12	119
5	4	30	46	80	1589	5.03%	59	17	76
6	3	18	25	46	1273	3.61%	41	3	44
7	1	23	56	80	1352	5.92%	62	16	78
8	0	4	9	13	998	1.30%	11	2	13
9	0	150	168	318	3595	8.85%	284	26	310
10	0	6	11	17	782	2.17%	7	9	16
11	1	4	4	9	413	2.18%	6	3	9
12	5	4	7	16	566	2.83%	13	2	15
13	6	1	6	13	446	2.91%	9	3	12
14	8	20	14	42	1572	2.67%	33	7	40
15	8	7	24	39	1411	2.76%	27	8	35
16	1	2	5	8	500	1.60%	6	2	8
17	4	46	83	133	2412	5.51%	113	17	130
18	22	17	24	63	1404	4.49%	51	11	62
19	14	13	25	52	1656	3.14%	42	8	50
20	8	7	9	24	1321	1.82%	18	6	24
21	0	0	6	6	264	2.27%	5	1	6
22	3	55	102	160	3989	4.01%	130	29	159
23	5	32	67	104	2026	5.13%	77	24	101
24	0	4	32	36	487	7.39%	30	4	34
25	0	11	100	111	1933	5.74%	95	16	111
26	3	66	83	152	2388	6.37%	134	17	151
27	1	23	58	82	1479	5.54%	63	16	79
28	0	10	32	42	816	5.15%	32	9	41
29	0	15	118	133	1625	8.18%	110	19	129
30	0	11	54	65	1114	5.83%	40	19	59
31	0	13	74	87	1151	7.56%	69	16	85
32	0	0	2	2	0	00.00%	2	0	2
33 01	1	71	106	178	2327	7.65%	143	32	175
33 02	0	0	0	0	9	00.00%	0	0	0
34	9	158	113	280	1755	15.95%	196	53	249
35	0	11	25	36	860	4.19%	33	1	34
36	0	13	41	54	1490	3.62%	42	11	53
37	2	44	69	115	2383	4.83%	97	17	114
38	0	63	88	151	2038	7.41%	127	24	151
39	40	42	44	126	2059	6.12%	96	25	121

# Canvass Report — Total Voters — Official

## Jefferson County, Texas — Constitutional Amendment and Special Election — November 03, 2015

11/10/2015 09:59 AM  
Precincts Reporting 114 of 114 = 100.00%

Page 20 of 22

Total Number of Voters : 8,576 of 143,378 = 5.98%

### No. 7

Precinct	Absentee Ballots Cast	Early Ballots Cast	Election Ballots Cast	Total Ballots Cast	Registered Voters	Percent Turnout	For	Against	Totals
40	1	74	99	174	2732	6.37%	134	38	172
41	0	1	7	8	180	4.44%	7	1	8
42 01	1	4	7	12	55	21.82%	10	1	11
42 02	3	32	86	121	2252	5.37%	100	19	119
43 01	0	2	0	2	0	00.00%	2	0	2
43 02	0	35	80	115	2137	5.38%	96	15	111
44	2	35	30	67	684	9.80%	56	10	66
45	0	43	29	72	1276	5.64%	55	9	64
46	0	58	32	90	1270	7.09%	69	17	86
47	1	48	47	96	1459	6.58%	72	18	90
48	0	38	13	51	1079	4.73%	35	11	46
49	0	6	14	20	486	4.12%	15	2	17
50	1	140	108	249	2450	10.16%	179	57	236
51	0	20	31	42	482	6.43%	23	5	28
52	1	18	23	42	536	7.84%	29	8	37
53	2	59	63	124	1527	8.12%	90	24	114
54	4	23	13	40	570	7.02%	30	6	36
55	2	23	16	41	481	8.52%	27	11	38
56	0	60	127	187	2900	6.45%	148	37	185
57	5	45	51	101	978	10.33%	68	19	87
58	0	6	1	7	47	14.89%	7	0	7
59	2	56	51	109	1452	7.51%	66	25	91
60	1	35	101	137	3078	4.45%	115	17	132
61	0	26	43	69	1826	3.78%	59	9	68
62	4	90	139	233	2560	9.10%	191	37	228
63	1	5	36	42	1521	2.76%	33	9	42
64	4	20	31	55	852	6.46%	41	12	53
65	1	76	101	178	1782	9.99%	137	39	176
66	0	26	110	136	1717	7.92%	111	20	131
67	13	40	50	103	2540	4.06%	73	29	102
68	4	40	87	131	2276	5.76%	107	20	127
69	0	49	119	168	3112	5.40%	133	31	164
70	0	85	65	150	2317	6.47%	105	28	133
71 01	0	7	2	9	77	11.69%	9	0	9
71 02	0	0	2	2	7	28.57%	2	0	2
72	1	36	41	78	2278	3.42%	59	17	76
73	5	140	149	294	2357	12.47%	243	48	291
74	2	37	122	161	2768	5.82%	141	18	159
75	0	10	3	13	932	1.39%	12	0	12
76	0	35	20	55	1097	5.01%	41	10	51



# Canvass Report — Total Voters — Official

## Jefferson County, Texas — Constitutional Amendment and Special Election — November 03, 2015

11/10/2015 09:59 AM  
Precincts Reporting 114 of 114 = 100.00%

Page 21 of 22

Total Number of Voters : 8,576 of 143,378 = 5.98%

### No. 7

Precinct	Absentee Ballots Cast	Early Ballots Cast	Election Ballots Cast	Total Ballots Cast	Registered Voters	Percent Turnout	For	Against	Totals
77	0	5	24	29	1458	1.99%	24	4	28
78	1	39	58	98	1848	5.30%	77	20	97
79	1	72	109	182	1881	9.68%	148	30	178
80	0	3	19	22	226	9.73%	20	1	21
81	4	40	21	65	958	6.78%	42	14	56
82	2	129	63	194	2402	8.08%	148	31	179
83	0	21	51	72	1169	6.16%	63	9	72
84	26	16	24	66	1375	4.80%	47	14	61
85	24	40	50	114	1266	9.00%	80	28	108
86	3	30	33	66	1256	5.25%	54	9	63
87	0	9	16	25	1203	2.08%	23	2	25
88	1	12	21	34	1136	2.99%	29	5	34
89	0	0	3	3	512	0.59%	1	2	3
90	0	0	1	1	39	2.56%	1	0	1
91	0	7	27	34	577	5.89%	31	2	33
92	0	25	31	56	1094	5.12%	46	10	56
93	1	19	31	51	785	6.50%	33	12	45
94	3	67	109	179	1950	9.18%	152	24	176
95	0	23	18	41	546	7.51%	32	3	35
96	0	31	29	60	550	10.91%	41	14	55
97	0	0	11	11	243	4.53%	9	2	11
98	0	19	7	26	349	7.45%	22	3	25
99	3	8	8	19	765	2.48%	14	5	19
100	6	82	77	165	2492	6.62%	149	13	162
101	0	0	0	0	0	00.00%	0	0	0
102 01	0	2	9	11	168	6.55%	6	4	10
102 02	0	0	0	0	0	00.00%	0	0	0
103	0	2	1	3	19	15.79%	3	0	3
104	0	3	2	5	81	6.17%	5	0	5
105	0	8	2	10	101	9.90%	5	4	9
106	0	0	0	0	25	00.00%	0	0	0
107	0	0	0	0	1	00.00%	0	0	0
108	1	13	23	37	510	7.25%	30	7	37
109	0	6	4	10	189	5.29%	8	2	10
Totals	309	3372	4895	8576	143378		6770	1467	8237



# Canvass Report — Total Voters — Official

## Jefferson County, Texas — Constitutional Amendment and Special Election — November 03, 2015

Page 22 of 22

11/10/2015 09:59 AM  
Precincts Reporting 114 of 114 = 100.00%

Total Number of Voters : 8,576 of 143,378 = 5.98%

### Council Member Position 7 (to fill a vacancy)

Precinct	Absentee Ballots Cast	Early Ballots Cast	Election Ballots Cast	Total Ballots Cast	Registered Voters	Percent Turnout	Reginald D. Trainer	Charlotte M. Moses	Thomas J. "Tom" Henderson	Antoine "Ton" Freeman	Totals
33 01	1	71	106	178	2327	7.65%	24	66	58	21	169
34	9	158	113	280	1755	15.95%	81	123	20	50	274
42 01	1	4	7	12	55	21.82%	0	0	4	0	4
43 01	0	2	0	2	0	00.00%	0	0	0	0	0
44	2	35	30	67	684	9.80%	11	26	25	3	65
45	0	43	29	72	1276	5.64%	16	30	20	1	67
46	0	58	32	90	1270	7.09%	17	33	19	15	84
47	1	48	47	96	1459	6.58%	19	46	20	6	91
48	0	38	13	51	1079	4.73%	15	24	5	5	49
49	0	6	14	20	486	4.12%	3	8	5	3	19
50	1	140	108	249	2450	10.16%	92	109	14	32	247
51	0	20	11	31	482	6.43%	8	13	2	8	31
52	1	18	23	42	536	7.84%	16	19	1	6	42
53	2	59	63	124	1527	8.12%	42	57	9	12	120
54	4	23	13	40	570	7.02%	15	19	1	5	40
55	2	23	16	41	481	8.52%	19	16	0	6	41
57	5	45	51	101	978	10.33%	24	44	8	22	98
58	0	6	1	7	47	14.89%	1	3	0	1	5
59	2	56	51	109	1452	7.51%	45	35	3	24	107
70	0	85	65	150	2317	6.47%	18	76	23	22	139
71 01	0	7	2	9	77	11.69%	1	3	5	0	9
76	0	35	20	55	1097	5.01%	16	24	10	4	54
81	4	40	21	65	958	6.78%	17	31	6	8	62
82	2	129	63	194	2402	8.08%	21	118	39	12	190
93	1	19	31	51	785	6.50%	13	29	7	2	51
95	0	23	18	41	546	7.51%	5	18	16	0	39
96	0	31	29	60	550	10.91%	19	24	14	3	60
97	0	0	11	11	243	4.53%	1	2	4	0	7
98	0	19	7	26	349	7.45%	1	12	8	1	22
102 01	0	2	9	11	168	6.55%	1	4	6	0	11
104	0	3	2	5	81	6.17%	0	3	2	0	5
105	0	8	2	10	101	9.90%	1	7	1	1	10
Totals	38	1254	1008	2300	28588		562	1022	355	273	2212

**PROPOSITION 1**

“The constitutional amendment increasing the amount of the residence homestead exemption from ad valorem taxation for public school purposes from \$15,000 to \$25,000, providing for a reduction of the limitation on the total amount of ad valorem taxes that may be imposed for those purposes on the homestead of an elderly or disabled person to reflect the increased exemption amount, authorizing the legislature to prohibit a political subdivision that has adopted an optional residence homestead exemption from ad valorem taxation from reducing the amount of or repealing the exemption, and prohibiting the enactment of a law that imposes a transfer tax on a transaction that conveys fee simple title to real property.”

**PROPOSITION 2**

“The constitutional amendment authorizing the legislature to provide for an exemption from ad valorem taxation of all or part of the market value of the residence homestead of the surviving spouse of a 100 percent or totally disabled veteran who died before the law authorizing a residence homestead exemption for such a veteran took effect.”

**PROPOSITION 3**

“The constitutional amendment repealing the requirement that state officers elected by voters statewide reside in the state capital.”

**PROPOSITION 4**

“The constitutional amendment authorizing the legislature to permit professional sports team charitable foundations to conduct charitable raffles.”

**PROPOSITION 5**

“The constitutional amendment to authorize counties with a population of 7,500 or less to perform private road construction and maintenance.”

**PROPOSITION 6**

“The constitutional amendment recognizing the right of the people to hunt, fish, and harvest wildlife subject to laws that promote wildlife conservation.”

**PROPOSITION 7**

“The constitutional amendment dedicating certain sales and use tax revenue and motor vehicle sales, use, and rental tax revenue to the state highway fund to provide funding for nontolled roads and the reduction of certain transportation-related debt.”





# Proclamation

STATE OF TEXAS

§

COMMISSIONERS' COURT

COUNTY OF JEFFERSON

§

OF JEFFERSON COUNTY, TEXAS

BE IT REMEMBERED at a meeting of Commissioners' Court of Jefferson County, Texas, held on the 16th day of November, 2015, on motion made by Everette D. Alfred, Commissioner of Precinct No. 4, and seconded by Eddie Arnold, Commissioner of Precinct No. 1, the following Proclamation was adopted:

## National Adoption Day Proclamation

**WHEREAS**, Jefferson County recognizes the importance of giving children permanent, safe and loving families through adoption; and

**WHEREAS**, more than 6,000 children in Texas are waiting for permanent families; and


**WHEREAS**, more than 77 children in Jefferson County are waiting for permanent families; and

**WHEREAS**, to help these children find permanent, nurturing families, the local courts of Jefferson County will open their doors on National Adoption Day, November 20, 2015, to finalize the adoptions of local children and join other organizations to celebrate all adoptions; and


**WHEREAS**, This effort along with similar celebrations in all 50 states around the country will offer children the chance to live with stable and loving families and encourage other dedicated individuals to make a powerful difference in the lives of a child through adoption;


**NOW, THEREFORE, BE IT RESOLVED** that the Commissioners Court of Jefferson County, does hereby proclaim November 20, 2015, as NATIONAL ADOPTION DAY in Jefferson County, and in so doing, urge all citizens to join in a national effort to raise awareness about the importance of adoption.


SIGNED this 16th day of November, 2015.


  
\_\_\_\_\_  
**JUDGE JEFF R. BRANICK**  
County Judge



  
\_\_\_\_\_  
**COMMISSIONER EDDIE ARNOLD**  
Precinct No. 1

  
\_\_\_\_\_  
**COMMISSIONER MICHAEL S. SINEGAL**  
Precinct No. 3

  
\_\_\_\_\_  
**COMMISSIONER BRENT A. WEAVER**  
Precinct No. 2

  
\_\_\_\_\_  
**COMMISSIONER EVERETTE D. ALFRED**  
Precinct No. 4



Commissioners' Court Order No. 14-4-15Precinct No. 2

NOTICE OF PROPOSED PLACEMENT OF  
PUBLIC UTILITY LINE/Common Carrier Pipeline WITHIN  
JEFFERSON COUNTY RIGHT-OF-WAY  
(2003 REVISION)

Date 11-5-15

HONORABLE COMMISSIONERS' COURT  
JEFFERSON COUNTY  
BEAUMONT, TEXAS 77701

Gentlemen:

AT&T (Company) does hereby made application to use  
lands belonging to Jefferson County, for the purpose of constructing, maintaining or  
repairing a utility or common carrier pipeline for the distribution of  
\_\_\_\_\_, location of which is fully described as  
follows: Starting at an existing handhole in front of 2003 Industrial Park Rd.  
Boring Industrial Park Rd., then going east for 289 ft and then placing  
new handhole. Total length of fiber is 341 ft. see attachment for more details  
1 pages of drawings attached.

Construction will begin on or after 11-23, 20 15.

It is understood that all work will comply with the requirements of the Utility and  
Common Carrier Pipeline Policy adopted by Jefferson County Commissioners' Court on  
\_\_\_\_\_, and all subsequent revisions thereof to date.

Company AT&TBy Jay BorneoTitle Design EngineerAddress 555 Main St Room 208Beaumont, TXTelephone (409) 839-6123Fax No (409) 839-6904

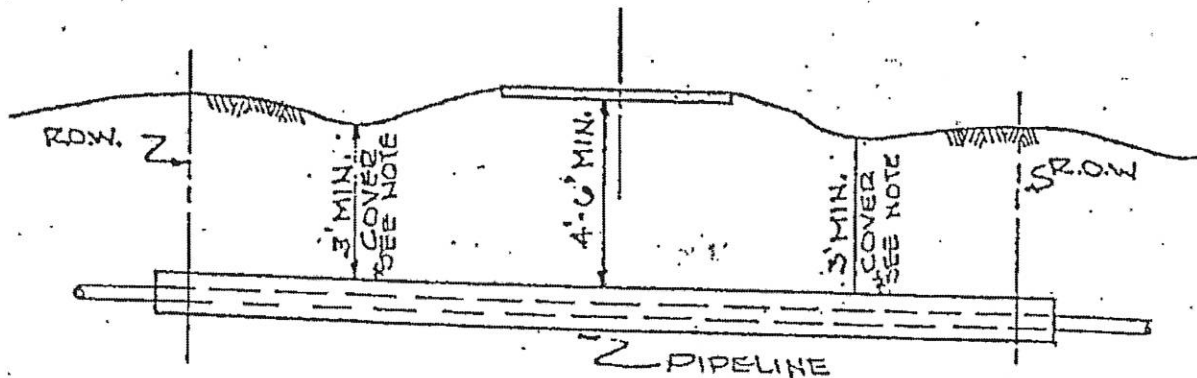
## FOR COMMON CARRIER PIPELINE COMPANY ONLY

1. Common Carrier Determination form must be attached to application.
2. Corporation/Person product is to be purchased from/delivered to:

Enclosed, please find the required application fee:

1 road crossing @ \$100.00 Industrial Dr \$ N/A AT&T  
N/A miles parallel @ \$150.00/mile or fraction \_\_\_\_\_ \$ N/A  
 TOTAL \_\_\_\_\_ \$ N/A

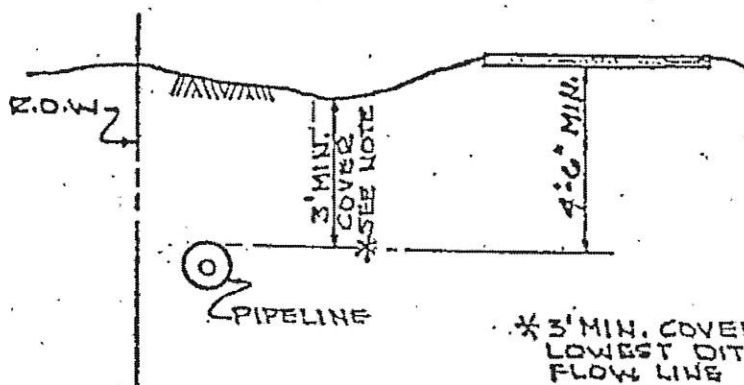
We understand that a Performance Bond will be required to protect against damage to Jefferson County's property. This will be \$5,000.00 per crossing and \$50,000.00 per mile or fraction thereof for parallel construction unless a special hazard to Jefferson County's property is judged to exist. No work will begin until the County Engineer has been furnished such bonds as Jefferson County Commissioners' Court may choose to require.



\* 3' MIN. COVER AT  
LOWEST DITCH  
FLOW LINE ELEV.

NOTE: CASING TO EXTEND  
1'-0" OUTSIDE R.O.W. EACH  
SIDE OF ROAD.

## 1. STANDARD PIPELINE CROSSING



\* 3' MIN. COVER AT  
LOWEST DITCH  
FLOW LINE ELEV.

## 2. STANDARD PARALLEL LINE


JEFFERSON COUNTY  
ENGINEERING DEPARTMENT

PIPELINE DETAILS (STD.)

12-7-79 | NO SCALE | [unclear]

## ENGINEERING ACTION FORM

The minimum standard bond required is \$ N/A AT&T

  
Director of Engineering


11/5/2015  
Date

---

## COMMISSIONERS COURT ORDER

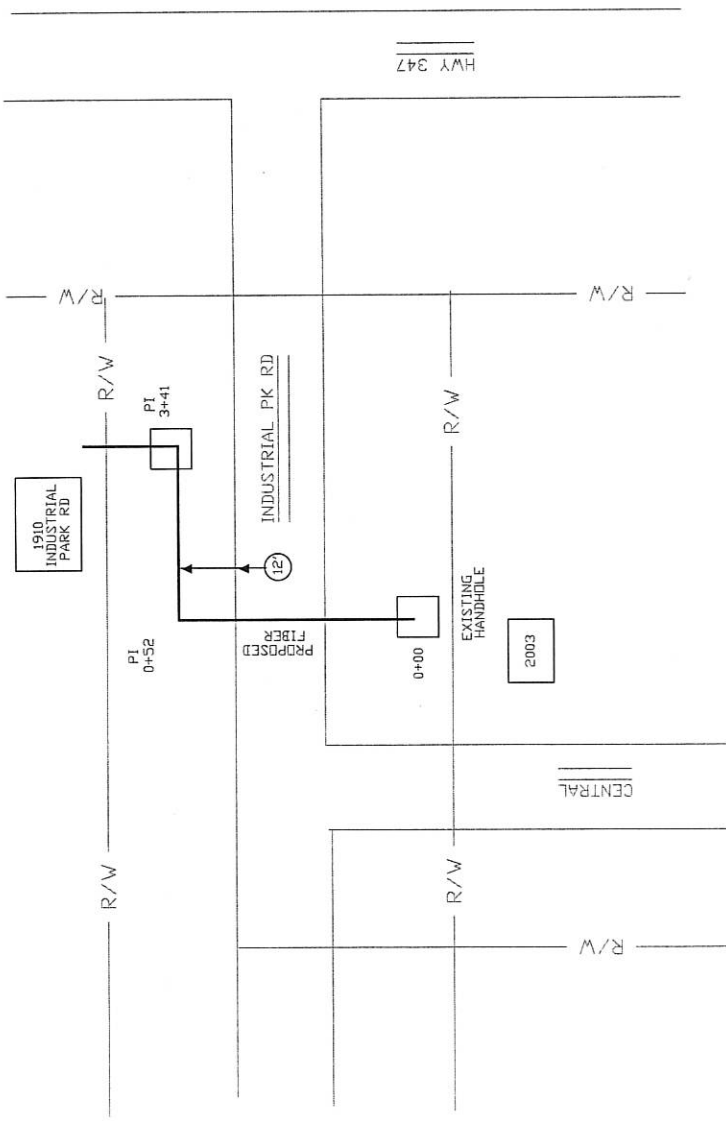
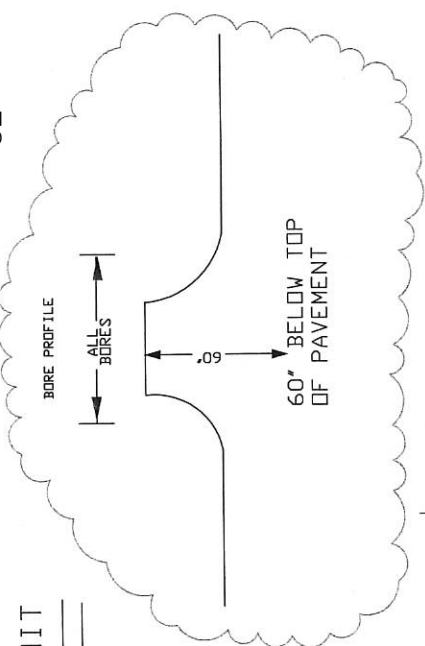

On this date the attached application of a utility or common carrier pipeline came on for the Courts consideration, and the Court having considered the application is of the opinion that the applicant is a utility or common carrier pipeline company meeting all the requirements of County Policy for installation of a line in County roads and that the plans or details presented with said application did not appear to violate the County Regulations. It is ORDERED that said applicant shall comply with all provisions of the Pipe Line Policy adopted by this Court, and all subsequent revisions. The bond required shall be \$ N/A. Special conditions of construction (are/are not) attached hereto.

COMMISSIONERS COURT

By   
County Judge

# JEFFERSON COUNTY PERMIT

PROFILE  
GROUND LINE



SPECIAL CIRCUITS 6203 FORWARDED PERMIT REQUIRED	N N Y	NORTH ARROW
OPERATING RANGE OF JOB STEPS		
TASK _____ TO _____		
MFCR 95C		
TRANSMISSION ZONE		
RZ 0	CZ 9	TAPER CODE 441502
CAUTION HIGH VOLTAGE		
KV 7.60	AERIAL Y	BURIED N
HIGHWAY PERMIT NO.		
UTILITY CO. EGS - ENERGY GULF STATES, INC.		
REP NAME AL HARRINGTON		
REP TEL NO. (409) 765-2134		
POLE CONTACTS (+) 0 (-) 0		
UTILITY CO.		
REP NAME		
REP TEL NO.		
POLE CONTACTS (+) 0 (-) 0		
UTILITY CO.		
REP NAME		
REP TEL NO.		
POLE CONTACTS (+) 0 (-) 0		
PROJECT NO A009FWP		
TOT PRINTS 4 PRINT NO. 101		
NPA/NNX: 409-722 PRT: 409722		
EXCH. NETHERLAND		
TAX DIST. J051		
GEO LOC. VZ7722		
ENGR. DR DRAWN DR		
TELEPHONE NO. (409) 839-6123		
REC. REF. 397-315-47		
MAP REF. 522-E2		
SCALE NONE		
ISSUE DATE		
PROJ TITLE 1910 INDUSTRIAL PARK IPAG F		
REV. NUMBER		
DATE REV.		

--Proprietary--  
Not for use or disclosure outside the Axi companies except under written agreement.



**Special, November 16, 2015**

There being no further business to come before the Court at this time,  
same is now here adjourned on this date, November 16, 2015