

SPECIAL, 11/17/2020 10:30:00 AM

BE IT REMEMBERED that on November 17, 2020, there was begun and holden a SPECIAL session of the Commissioners Court of Jefferson County, Texas, with the following members and officers present and participating except those absent as indicated:

Honorable Jeff Branick, County Judge

Commissioner Eddie Arnold, Commissioner Pct. No. 1

Commissioner Brent Weaver, Commissioner Pct. No. 2

Commissioner Michael Sinegal, Commissioner Pct. No. 3

Commissioner Everette D. Alfred, Commissioner Pct. No. 4

Honorable Zena Stephens, Sheriff (ABSENT)

CHIEF SHAUBERGER

Honorable Carolyn L. Guidry , County Clerk

When the following proceedings were had and orders made, to-wit:

Notice of Meeting and Agenda and Minutes
November 17, 2020

Jeff R. Branick, County Judge
 Eddie Arnold, Commissioner, Precinct One
 Brent A. Weaver, Commissioner, Precinct Two
 Michael S. Sinegal, Commissioner, Precinct Three
 Everette "Bo" Alfred, Commissioner, Precinct Four



**NOTICE OF MEETING AND AGENDA
 OF COMMISSIONERS' COURT
 OF JEFFERSON COUNTY, TEXAS
 November 17, 2020**

Notice is hereby given that the Commissioners' Court of Jefferson County, Texas, will meet at **10:30 AM**, on the **17th** day of **November 2020** at its regular meeting place in the Commissioners' Courtroom, 4th Floor, Jefferson County Courthouse, 1149 Pearl Street, Beaumont, Texas.

Said meeting will be a **Special** for the purpose of transacting the routine business of the County. Persons with disabilities requiring auxiliary aids for services who wish to attend this meeting should contact the County Judge's Office to arrange for assistance.

In addition to the routine business of the County, the subject of said meeting will be the following:

9:30 a.m.-WORKSHOP : -To receive information from Emergency Management, Dr. Ede and others to review COVID -19 employee and courthouse policy.

Jefferson County has taken steps to minimize the exposure of COVID-19 by implementing the following steps to allow the public to view the Commissioner's Court meeting. The following options are available: View live with audio from the County Webpage: https://co.jefferson.tx.us/comm_crt/commmlink.htm Listen to audio by calling 571-748-4021 PIN # 226-8915 #. The court will also have a question and answer session at the end of the meeting. If you would like to ask any questions of the Court, please be on the phone call. The Court will give a question and answer session at the end of the meeting as time allows. You will be called upon by your last 4 digits of your phone number. If you do not have any questions, you can pass. Please be mindful that the audio portion of this meeting will be of better quality from the website.

INVOCATION: Eddie Arnold, Commissioner, Precinct One

Notice of Meeting and Agenda and Minutes
November 17, 2020

PLEDGE OF ALLEGIANCE: Brent A. Weaver, Commissioner, Precinct Two

PURCHASING:

1. Consider and approve specifications for Invitation for Bid (IFB 20-053/JW), Mobile Pressure Washer for the Jack Brooks Regional Airport.

SEE ATTACHMENTS ON PAGES 9 - 61

Motion by: Commissioner Sinegal

Second by: Commissioner Alfred

In favor: County Judge Branick, Commissioner Arnold, Commissioner Weaver, Commissioner Sinegal, Commissioner Alfred

Action: APPROVED

2. Consider and approve a contract renewal for (IFB 19-060/YS), Re-Bid Term Contract for Mowing for Jefferson County with Universal Operations, LLC for a first additional one (1) year renewal from December 2, 2020 through December 1, 2021.

Motion by: Commissioner Sinegal

Second by: Commissioner Alfred

In favor: County Judge Branick, Commissioner Arnold, Commissioner Weaver, Commissioner Sinegal, Commissioner Alfred

Action: APPROVED

3. Consider and approve award for Invitation for Bid (IFB 20-048/YS), Re-bid Sale of Ford Park Entertainment Complex with Port Arthur Renaissance G.P., LLC dba Renaissance Development Group in the amount of \$22,200,000.00.

Motion by: Commissioner Sinegal

Second by: Commissioner Alfred

In favor: County Judge Branick, Commissioner Arnold, Commissioner Weaver, Commissioner Sinegal, Commissioner Alfred

Action: APPROVED

4. Consider and approve award for Invitation for Bid (IFB 20-035/JW), Professional Home Demolition Services for Home Buyout/Acquisition Program (Community Development Block Grant – Disaster Recovery) for Jefferson County with Arkitektura Development, Inc., as shown on ATTACHMENT A; pursuant to Chapter 262, Texas Local Government Code, the County Purchasing Act and 2 CFR Sections 200.318 – 326.

SEE ATTACHMENTS ON PAGES 62 - 62

Motion by: Commissioner Sinegal

Second by: Commissioner Alfred

In favor: County Judge Branick, Commissioner Arnold, Commissioner Weaver, Commissioner Sinegal, Commissioner Alfred

Action: APPROVED

ADDENDUMS

5. Consider and approve, execute, receive and file Job Order Contract (JOC 20-055/DC) with SETEX Facilities & Maintenance for the Ford Park Fencing Repairs Due to Hurricane Delta in the amount of \$23,619.87 in accordance with Choice Partners JOC Texas Contract 15/041JN-11-2015.

SEE ATTACHMENTS ON PAGES 63 - 66

Action: TABLED

6. Consider and approve a discretionary exemption as authorized by Local Government Code 262.024(a)(7)(A) for items that can be obtained from only one source, for which competition is precluded because of the existence of patents, copyrights, secret processes or monopolies, for remove and replace roof maintenance repairs on the Downtown Courthouse-New Section with Nations Roof, in the amount of \$102,845.00. Repairs not covered under current warranty, must be performed by a certified dealer in order not to void warranty.

SEE ATTACHMENTS ON PAGES 67 - 72

Motion by: Commissioner Sinegal

Second by: Commissioner Alfred

In favor: County Judge Branick, Commissioner Arnold, Commissioner Weaver, Commissioner Sinegal, Commissioner Alfred

Action: APPROVED

COUNTY AUDITOR:

7. Consider and approve a donation from BASF TOTAL Petrochemicals in the amount of \$3,000 pursuant to Section 81.032, Texas Local Government Code. The donation is for equipment and supplies for the Jefferson County Veterans Park.

SEE ATTACHMENTS ON PAGES 73 - 74

Motion by: Commissioner Alfred

Second by: Commissioner Weaver

In favor: County Judge Branick, Commissioner Arnold, Commissioner Weaver, Commissioner Sinegal, Commissioner Alfred

Action: APPROVED

8. Regular County Bills – check #477052 through checks #477272.

SEE ATTACHMENTS ON PAGES 75 - 82

Motion by: Commissioner Alfred

Second by: Commissioner Weaver

In favor: County Judge Branick, Commissioner Arnold, Commissioner Weaver, Commissioner Sinegal, Commissioner Alfred

Action: APPROVED

COUNTY CLERK:

9. Consider and possibly approve, execute, receive and file Order

Canvassing Results of the November 3, 2020, General, Joint and Special Election in accordance with Election Code 67.004.

SEE ATTACHMENTS ON PAGES 105- 222

Motion by: Commissioner Alfred

Second by: Commissioner Sinegal

In favor: County Judge Branick, Commissioner Arnold, Commissioner Weaver, Commissioner Sinegal, Commissioner Alfred

Action: APPROVED

COUNTY COMMISSIONERS:

10. Consider, possibly approve and authorize the County Judge to extend the Declaration of Local Disaster dated 03-13-2020, Pursuant to Section 418.108 (b) of the Texas Government Code.

SEE ATTACHMENTS ON PAGES 83 - 83

Motion by: Commissioner Arnold

Second by: Commissioner Alfred

In favor: County Judge Branick, Commissioner Arnold, Commissioner Weaver, Commissioner Sinegal, Commissioner Alfred

Action: APPROVED

11. Consider and possibly approve extending the Disaster Declaration for Hurricane Laura.

SEE ATTACHMENTS ON PAGES 84 - 84

Motion by: Commissioner Arnold

Second by: Commissioner Alfred

In favor: County Judge Branick, Commissioner Arnold, Commissioner Weaver, Commissioner Sinegal, Commissioner Alfred

Action: APPROVED

12. Consider and possibly approve a Resolution to renew and extend the Disaster Declaration issued for Hurricane Delta.

SEE ATTACHMENTS ON PAGES 85 - 85

Motion by: Commissioner Arnold

Second by: Commissioner Alfred

In favor: County Judge Branick, Commissioner Arnold, Commissioner Weaver, Commissioner Sinegal, Commissioner Alfred

Action: APPROVED

13. Receive and file Oath of Office and Statement of Office for Reginald C. Boykin, Sr.-Commissioner for Jefferson County Drainage District No.3.

SEE ATTACHMENTS ON PAGES 86 - 87

Motion by: Commissioner Arnold

Second by: Commissioner Alfred

In favor: County Judge Branick, Commissioner Arnold, Commissioner Weaver, Commissioner Sinegal, Commissioner Alfred

Action: APPROVED

14. Accept retirement of Judge Ken Dollinger effective December 1, 2020; consider appointing Naomi Doyle to serve the unexpired term of Judge Dollinger.

Motion by: Commissioner Arnold

Second by: Commissioner Alfred

In favor: County Judge Branick, Commissioner Arnold, Commissioner Weaver, Commissioner Sinegal, Commissioner Alfred

Action: APPROVED

15. Administer the Oath, by Judge John Stevens, and accept the appointment of Kent Johns as Magistrate for the Jefferson County Drug Intervention (JCDI) Program.

Motion by: Commissioner Arnold

Second by: Commissioner Alfred

In favor: County Judge Branick, Commissioner Arnold, Commissioner Weaver, Commissioner Sinegal, Commissioner Alfred

Action: APPROVED

16. Administer the Oath, by Judge John Stevens, and accept the appointment of Fred Jackson as Magistrate for the Jefferson County Drug Intervention (JCDI) Program.

Motion by: Commissioner Arnold

Second by: Commissioner Alfred

In favor: County Judge Branick, Commissioner Arnold, Commissioner Weaver, Commissioner Sinegal, Commissioner Alfred

Action: APPROVED

COUNTY TAX ASSESSOR-COLLECTOR:

17. Consider and approve a property tax refund to Kevin J. Brown and Kara Brown in the amount of \$4,000.00 in accordance with Property Tax Code 31.11-Refund of overpayment in excess of \$2,500.

SEE ATTACHMENTS ON PAGES 88 - 93

Motion by: Commissioner Sinegal

Second by: Commissioner Weaver

In favor: County Judge Branick, Commissioner Arnold, Commissioner Weaver, Commissioner Sinegal, Commissioner Alfred

Action: APPROVED

HUMAN RESOURCES:

18. Consider and possibly approve granting extended leave without pay for up to 90 days for Jaylen Jones, an employee of the Sheriff's Department.

Motion by: Commissioner Weaver

Second by: Commissioner Sinegal

In favor: County Judge Branick, Commissioner Arnold, Commissioner Weaver, Commissioner Sinegal, Commissioner Alfred

Action: APPROVED

SHERIFF'S DEPARTMENT:

19. Consider, possibly approve and authorize the County Judge to execute an Interlocal Agreement between Liberty County and Jefferson County and La Salle Corrections for housing and care of Liberty County inmates Pursuant to Texas Government Code Chapter 79.

SEE ATTACHMENTS ON PAGES 94 - 104

Motion by: Commissioner Arnold

Second by: Commissioner Alfred

In favor: County Judge Branick, Commissioner Arnold, Commissioner Weaver, Commissioner Sinegal, Commissioner Alfred

Action: APPROVED

Jeff R. Branick
County Judge



JEFFERSON COUNTY PURCHASING DEPARTMENT

Deborah L. Clark, Purchasing Agent

1149 Pearl Street, 1st Floor, Beaumont, TX 77701 409-835-8593 Fax 409-835-8456

LEGAL NOTICE

Advertisement for Invitation for Bids

November 17, 2020

Notice is hereby given that sealed bids will be accepted by the Jefferson County Purchasing Department for Invitation for Bid (IFB 20-053/JW)m , Mobile Pressure Washer for the Jack Brooks Regional Airport.

Specifications for this project may be obtained from the Jefferson County website:
<https://www.co.jefferson.tx.us/Purchasing/> or by calling 409-835-8593.

Bids are to be sealed and addressed to the Purchasing Agent with the bid number and name marked on the outside of the envelope or box. Bidders shall forward an original and two (2) copies of their bid to the address shown below. Jefferson County does not accept bids submitted electronically. Late bids will be rejected as non-responsive. Bids will be publicly opened and read aloud in the Jefferson County Engineering Department Conference Room (5th Floor, Historic Courthouse) 1149 Pearl Street, Beaumont, Texas 77701, at the time and date below. Bidders are invited to attend the sealed bid opening.

BID NAME: Mobile Pressure Washer for the Jack Brooks Regional Airport
BID NO: IFB 20-053/JW
DUE DATE/TIME: 11:00 AM CT, Wednesday, December 16, 2020
MAIL OR DELIVER TO: Jefferson County Purchasing Department
 1149 Pearl Street, 1st Floor
 Beaumont, Texas 77701

Any questions relating to these requirements should be directed to Jamey West, Assistant Purchasing Agent, at 409-835-8593 or jwest@co.jeffesron.tx.us

Jefferson County encourages Disadvantaged Business Enterprises to participate in the bidding process. Jefferson County does not discriminate on the basis of race, color, national origin, sex, religion, age or disability in employment or the provisions of services. Individuals requiring special accommodations are requested to contact our office at 409-835-8593 to make arrangements no later than seven (7) calendar days prior to the submittal deadline. Jefferson County reserves the right to accept or reject any or all proposals, to waive technicalities and to take whatever action is in the best interest of Jefferson County.

All interested firms are invited to submit a bid in accordance with the terms and conditions stated in this bid.

RESPONDENTS ARE STRONGLY ENCOURAGED TO CAREFULLY READ THE ENTIRE INVITATION.

Deborah L. Clark, Purchasing Agent
 Jefferson County, Texas

Publish: Beaumont Enterprise & Port Arthur News – November 18, 2020 & November 25, 2020

IFB 20-053/JW

Mobile Pressure Washer for the Jack Brooks Regional Airport

Bids due: 11:00 AM CT, Wednesday, December 16, 2020

Table of Contents

Table of Contents	1
Instructions to Bidders	2
General Conditions of Bidding and Terms of Contract.....	6
Special Requirements/Instructions	18
Minimum Specifications.....	22
Bidder Information Form.....	29
Offer to Contract Form	30
Acceptance of Offer Form.....	31
Bid Form.....	32
Manufacturer Specifications “INSERT HERE” Page	33
Equivalent/Alternative Itemized Comparison “INSERT HERE” Page.....	34
Vendor References	35
Signature Page	36
Certificate of Buy American Compliance for Manufactured Products.....	37
Certification Regarding Lobbying	38
Local Government Officer Conflict Disclosure Statement Forms (OFFICE USE ONLY).....	41
Conflict of Interest Questionnaire	42
Good Faith Effort Determination Checklist.....	43
Notice of Intent	44
HUB Subcontracting Participation Declaration Form	45
Residence Certification/Tax Form	49
House Bill 89 Verification.....	50
Senate Bill 252 Certification.....	51
Bid Affidavit	52

Bid Submissions:

Bidder is responsible for submitting:

One (1) *original* and two (2) bid copies; with all copies to include a completed copy of this specifications packet, in its entirety.

Additionally, Bidder must monitor the Jefferson County Purchasing Department Website (below) to see if addenda or additional instructions have been posted. Failure to return all required forms could result in a response being declared as non-responsive.

<https://www.co.jefferson.tx.us/Purchasing/>

Instructions to Bidders

1. Bid Submission

Bids must be submitted in complete original form by mail or messenger to the following address:

Jefferson County Purchasing Department
1149 Pearl Street, 1st Floor
Beaumont, TX 77701

Bids will be accepted at the above address until the time and date specified herein, and immediately after will be publicly opened and read aloud.

Bidder shall submit bid in a tightly sealed opaque envelope or box, plainly marked "SEALED BID." The outside of the envelope or box shall also include the Bid Number, Bid Name, Bid Due Date, and the Bidder's Name and Address; and shall be addressed to the Purchasing Agent.

Late bids will not be accepted and will be returned unopened to the bidder.

All bids submitted in response to this invitation shall become the property of Jefferson County and will be a matter of public record available for review.

2. Bid Submissions During Time of Inclement Weather, Disaster, or Emergency

In case of inclement weather or any other unforeseen event causing the County to close for business on the date of a bid/proposal/statement of qualifications submission deadline, the closing will automatically be postponed until the next business day that County offices are open to the public. Should inclement weather conditions or any other unforeseen event cause delays in courier service operations, the County may issue an addendum to all known vendors interested in the project to extend the deadline. It will be the responsibility of the vendor to notify the county of their interest in the project should these conditions impact their ability to submit a bid/proposal/statement of qualifications submission before the stated deadline. The County reserves the right to make the final judgement call to extend any deadline.

Should an emergency or unanticipated event interrupt normal County processes, and bid/proposal/statement of qualifications submissions cannot be received by the Jefferson County Purchasing Department's office by the exact time specified in the IFB and urgent County requirements preclude amendment to the IFB, the time specified for receipt of bids will be deemed to be extended to the same time of day specified in the solicitation on the first business day on which normal County processes resume.

3. Courthouse Security

Bidders are advised that all visitors to the Courthouse must pass through Security. **Bidders planning to hand deliver bids must allow time to get through Security, as a delay in entering the Courthouse will not be accepted as an excuse for late submittal.** Mondays and Tuesdays are particularly heavy days. Bidders are strongly urged to plan accordingly.

4. Preparation of Bids

The bid shall be legibly printed in ink or typed.

The County requests that bid submissions NOT be bound by staples or glued spines.

If a unit price or extension already entered is to be altered, it shall be crossed out and initialed in ink by the bidder.

The bid shall be legally signed and shall include the complete address of the bidder.

Jefferson County is exempt from Federal and State Sales Taxes, and such taxes shall not be included in bid prices.

5. Signatures

All bids, notifications, claims, and statements must be signed by an individual authorized to bind the bidder. The individual signing certifies, under penalty of perjury, that he or she has the legal authorization to bind the bidder.

6. County Holidays – 2020:

January 1	Wednesday	New Year's
January 20	Monday	Martin Luther King, Jr. Day
February 17	Monday	President's Day
April 10	Friday	Good Friday
May 25	Monday	Memorial Day
July 3	Friday	Independence Day
September 7	Monday	Labor Day
November 11	Wednesday	Veteran's Day
November 26 & 27	Thursday & Friday	Thanksgiving
December 24 & 25	Thursday & Friday	Christmas

7. **Rejection or Withdrawal**

Submission of additional terms, conditions or agreements with the bid document are grounds for deeming a bid non-responsive and may result in bid rejection. Jefferson County reserves the right to reject any and all bids and to waive any informalities and minor irregularities or defects in bids. Bids may be withdrawn in person by a bidder or authorized representative, provided their identity is made known and a receipt is signed for the bid, but only if the withdrawal is made prior to the time set for receipt of bids. Bids are an irrevocable offer and may not be withdrawn within 90 days after opening date.

8. **Emergency/Declared Disaster Requirements**

In the event of an emergency or if Jefferson County is declared a disaster area, by the County, State, or Federal Government, this Acceptance of Offer may be subjected to unusual usage. Contractor shall service the county during such an emergency or declared disaster under the same terms and conditions that apply during non-emergency/disaster conditions. The pricing as specified in this Acceptance of Offer shall apply to serving the County's needs regardless of the circumstances. If Contractor is unable to supply the services under the terms of the Acceptance of Offer, then Contractor shall provide proof of such disruption and a copy of the invoice from Contractor's supplier(s). Additional profit margin as a result of supplying services during an emergency or declared disaster shall not be permitted. In the event that additional equipment, supplies, and materials are required during the declared disaster, additional shipping, handling and drayage fees may apply.

9. **Award**

The bid will be awarded to the responsible, responsive bidder(s) whose bid, conforming to the solicitation, will be most advantageous to Jefferson County – price and other factors considered. Unless otherwise specified in this IFB, Jefferson County reserves the right to accept a bid in whole or in part, and to award by item or by group, whichever is deemed to be in the best interest of Jefferson County. Any bidder who is in default to Jefferson County at the time of submittal of the bid shall have that bid rejected. Jefferson County reserves the right to clarify any contractual terms with the concurrence of the Contractor; however, any substantial nonconformity in the offer, as determined by Jefferson County, shall be deemed non-responsive and the offer rejected.

In evaluating bids, Jefferson County shall consider the qualifications of the bidders, and, where applicable, operating costs, delivery time, maintenance requirements, performance data, and guarantees of materials and equipment. In addition, Jefferson County may conduct such investigation as it deems necessary to assist in the evaluation of a bid and to establish the responsibility, qualifications, and financial ability of the bidders to fulfill the contract.

Jefferson County reserves the right to award this contract on the basis of **lowest and best bid** in accordance with the laws of the State of Texas, to waive any formality or irregularity, to make awards to more than one offeror, and/or to reject any or all bids. In the event the lowest dollar offeror meeting specifications is not awarded a contract, Offeror may appear before the Commissioners' Court and present evidence concerning Offeror responsibility after officially notifying the Office of the Purchasing Agent of Offeror's intent to appear.

10. Contract

A response to an IFB is an offer to contract with Jefferson County based upon the terms, conditions, and specifications contained in the IFB. Bids do not become contracts unless and until they are executed by Jefferson County, eliminating a formal signing of a separate contract. For that reason, all of the terms and conditions of the contract are contained in the IFB, unless any of the terms and conditions is modified by an IFB Amendment, a Contract Amendment, or by mutually agreed terms and conditions in the contract documents.

11. Waiver of Subrogation

Bidder and bidder's insurance carrier waive any and all rights whatsoever with regard to subrogation against Jefferson County as an indirect party to any suit arising out of personal or property damages resulting from bidder's performance under this agreement.

12. Fiscal Funding

A multi-year contract (if requested by the specifications) continuing as a result of an extension option must include fiscal funding out. If, for any reason, funds are not appropriated to continue the contract, said contract shall become null and void.

13. Bid Results

Bid results are not provided in response to telephone inquiries. A preliminary tabulation of bids received will be posted on the Purchasing web page (<http://co.jefferson.tx.us/purchasing/main.htm>) as soon as possible following bid opening. A final tabulation will be posted following bid award, and will also be available for review in the Purchasing Department.

14. Changes and Addenda to Bid Documents

Each change or addendum issued in relation to this IFB document will be on file in the Office of the Purchasing Agent, and will be posted on the Purchasing web site as soon as possible. It shall be the bidder's responsibility to make inquiry as to change or addenda issued, and to monitor the web site. All such changes or addenda shall become part of the contract and all bidders shall be bound by such addenda. Information on all changes or addenda issued will be available at the Office of the County Purchasing Agent.

15. Specifications

Unless otherwise stated by the bidder, the bid will be considered as being in accordance with Jefferson County's applicable standard specifications, and any special specifications outlined in the bid document. References to a particular trade name, manufacturer's catalogue, or model number are made for descriptive purposes to guide the bidder in interpreting the requirements of Jefferson County, and should not be construed as excluding bids on other types of materials, equipment, and supplies. However, the bidder, if awarded a contract, will be required to furnish the particular item referred to in the specifications or description unless departure or substitution is clearly noted and described in the bid. Jefferson County reserves the right to determine if equipment/ product being bid is an acceptable alternate. All goods shall be new unless otherwise so stated in the bid. Any unsolicited alternate bid, or any changes, insertions, or omissions to the terms and conditions, specifications, or any other requirements of the bid, may be considered non-responsive.

16. Delivery

Bids shall include all charges for delivery, packing, crating, containers, etc. Unless otherwise stated by the bidder (in writing on the included Bid Form), prices bid will be considered as being based on F.O.B. destination/delivered freight included.

17. Interpretation of Bid and/or Contract Documents

All inquiries shall be made within a reasonable time prior to the date and time fixed for the bid opening, in order that a written response in the form of an addendum, if required, can be processed before the bids are opened. Inquiries received that are not made in a timely fashion may or may not be considered.

18. Currency

Prices calculated by the bidder shall be stated in U.S. dollars.

19. Pricing

Prices shall be stated in units of quantity specified in the bid documents. In case of discrepancy in computing the amount of the bid, the unit price shall govern.

20. Notice to Proceed/Purchase Order

The successful bidder may not commence work under this contract until authorized to do so by the Purchasing Agent.

21. Certification

By signing the offer section of the Offer and Acceptance page, bidder certifies:

- The submission of the offer did not involve collusion or other anti-competitive practices.
- The bidder has not given, offered to give, nor intends to give at any time hereafter, any economic opportunity, future employment, gift, loan, gratuity, special discount, trip, favor, or service to any public servant in connection with the submitted offer.
- The bidder hereby certifies that the individual signing the bid is an authorized agent for the bidder and has the authority to bind the bidder to the contract.

22. Definitions

“County” – Jefferson County, Texas.

“Contractor” – The bidder whose proposal is accepted by Jefferson County.

23. Minority-Women Business Enterprise Participation

It is the desire of Jefferson County to increase the participation of Minority (MBE) and women-owned (WBE) businesses in its contracting and procurement programs. While the County does not have any preference or set aside programs in place, it is committed to a policy of equitable participation for these firms.

General Conditions of Bidding and Terms of Contract

By execution of this document, the vendor accepts all general and special conditions of the contract as outlined below and, in the specifications, and plans.

1. Bidding

1.1 Bids. All bids must be submitted on the bid form furnished in this package.

1.2 Authorized Signatures. The bid must be executed personally by the vendor, duly authorized partner of the partnership, or duly authorized officer of the corporation. If executed by an agent, a power of attorney or other evidence of authority to act on behalf of the vendor shall accompany the bid to become a valid bid.

1.3 Late Bids. Bids must be in the office of the Jefferson County Purchasing Agent before or at the specified time and date bids are due. Bids received after the submission deadline shall be rejected as non-responsive and returned unopened.

1.4 Withdrawal of Bids Prior to Bid Opening. A bid may be withdrawn before the opening date by submitting a written request to the Purchasing Agent. If time allows, the bidder may submit a new bid. Bidder assumes full responsibility for submitting a new bid before or at the specified time and date bids are due. Jefferson County reserves the right to withdraw a request for bids before the opening date.

1.5 Withdrawal of Bids after Bid Opening. Bidder agrees that its offer may not be withdrawn or cancelled by the vendor for a period of ninety (90) days following the date and time designated for the receipt of bids unless otherwise stated in the bid and/or specifications.

1.6 Bid Amounts. Bids shall show net prices, extensions where applicable and net total. In case of conflict between unit price and extension, the unit price will govern. Any ambiguity in the bid as a result of omission, error, unintelligible or illegible wording shall be interpreted in the favor of Jefferson County.

1.7 Exceptions and/or Substitutions. All bids meeting the intent of the specifications and plans will be considered for award. Vendors taking exception to the specifications and plans, or offering substitutions, shall state these exceptions in the section provided. If bid is made on an article other than the one specified, which a bidder considers comparable, the name and grade of said article must be specified in the bid and sufficient specifications and descriptive data must accompany same to permit thorough evaluation. The absence of stated exceptions and/or substitutions shall indicate that the vendor has not taken any exceptions to the specifications and shall be responsible to perform in strict accordance with the specifications. As a matter of practice, Jefferson County rejects exception(s) and /or substitutions as non-responsive but reserves the right to accept any and/or all of the exception(s) and/or substitution(s) deemed to be in the best interest of Jefferson County.

1.8 Alternates. The Invitation for Bid and/or specifications may expressly allow bidder to submit an alternate bid. Presence of such an offer shall not be considered an indication of non-responsiveness.

1.9 Descriptions. Unless otherwise specified, any reference to make, manufacturer and/or model used in the bid specifications is merely descriptive and not restrictive, and is used only to indicate type, style, or quality of material desired.

1.10 Bid Alterations. Bids cannot be altered or amended after submission deadline. Any interlineations, alterations, or erasures made before opening time must be initialed by the signer of the bid, guaranteeing authenticity.

1.11 Tax Exempt Status. Jefferson County is exempt from federal excise tax and state sales tax. Unless the bid form or specifications specifically indicate otherwise, the bid price must be net, exclusive of above-mentioned taxes and will be so construed. Therefore, the bid price shall not include taxes.

1.12 Quantities. Quantities indicated are estimated quantities only and are not a commitment to buy. Approximate usage does not constitute an order, but only implies the probable quantity that will be used. Commodities will be ordered on an as-needed basis. Bidder is responsible for accurate final counts.

1.13 Bid Award. Award of contract shall be made to the most responsible, responsive bidder, whose offer is determined to be the best value, taking into consideration the relative importance of price. Jefferson County reserves the right to be the sole judge as to whether items bid will serve the purpose intended.

Jefferson County reserves the right to accept or reject in part or in whole any bid submitted, and to waive any technicalities or informalities for the best interest of the County. Jefferson County reserves the right to award based upon individual line items, sections or total bid.

1.14 Silence of Specifications for Complete Units. All materials, equipment and/or parts that will become a portion of the completed work, including items not specifically stated herein but, necessary to render the service(s) complete and operational per the specifications, are to be included in the bid price. Vendor may be required to furnish evidence that the service, as bid, will meet or exceed these requirements.

1.15 Addenda. Any interpretations, corrections or changes to the specifications and plans will be made by addenda no later than forty-eight (48) hours prior to the bid opening. Addenda will be posted on the Purchasing web site. Vendors are responsible for monitoring the web site in order to remain informed on addenda. Vendors shall acknowledge receipt of all addenda with submission of bid.

1.16 General Bid Bond/Surety Requirements. Failure to furnish bid bond/surety, if requested, will result in bid being declared non-responsive. Non-responsive bids will not be considered for award.

1.17 General Insurance Requirements. Failure to furnish Affidavit of Insurance, if required in these specifications, will result in bid being declared non-responsive. Non-responsive bids will not be considered for award.

1.18 Responsiveness. A responsive bid shall substantially conform to the requirements of this Invitation to Bid and/or specifications contained herein. Bidders who substitute any other terms, conditions, specifications and/or requirements or who qualify their bids in such a manner as to nullify or limit their liability to the contracting entity shall have their bids deemed non-responsive. Also, bids containing any clause that would limit contracting authority shall be considered non-responsive. Examples of non-responsive bids include but shall not be limited to: a) bids that fail to conform to required delivery schedules as set forth in the bid request; b) bids with prices qualified in such a manner that the bid price cannot be determined, such as with vague wording that may include "price in effect at the time of delivery," and c) bids made contingent upon award of other bids currently under consideration.

1.19 Responsible Standing of Bidder. To be considered for award, bidder must at least: have the ability to obtain adequate financial resources, be able to comply with required or proposed delivery/completion schedule, have a satisfactory record of performance; have a satisfactory record of integrity and ethics, and be otherwise qualified and eligible to receive award.

1.20 Confidential/Proprietary Information

If any material in the bid submission is considered by Bidder to be confidential or proprietary information (including manufacturing and/or design processes exclusive to the Bidder), Bidder **must** clearly mark the applicable pages of Bidder's bid submission to indicate each claim of confidentiality. Additionally, Bidder must include a statement on company letterhead identifying all Bid Submission section(s) and page(s) that have been marked as confidential. Jefferson County will protect from public disclosure such portions of a bid, unless directed otherwise by legal authority, including existing open records acts. Merely making a blanket claim that the entire bid submission is protected from disclosure because it contains some proprietary information is not acceptable, and will make the entire bid submission subject to release under the Texas Public Information Act.

By submitting a bid, Bidder agrees to reproduction by Jefferson County, without cost or liability, of any copyrighted portions of Bidder's bid submission or other information submitted by Bidder.

1.21 Public Bid Opening. Bidders are invited to be present at the opening of bids. After the official opening of bids, a period of not less than one week is necessary to evaluate bids. The amount of time necessary for bid evaluation may vary and is determined solely by the County. Following the bid evaluation, all bids submitted are available for public review.

2. Performance

2.1 Design, Strength, and Quality. Design, strength, and quality of materials and workmanship must conform to the highest standards of manufacturing and engineering practices. The apparent silence of specifications and/or plans as to any detailed description concerning any point shall be regarded as meaning that only the best commercial practices are to prevail. All interpretations of these specifications and/or plans shall be made on the basis of this statement.

2.2 Age and Manufacture. All tangible goods being bid must be new and unused, unless otherwise specified, in first-class condition, of current manufacture, and furnished ready to use. All items not specifically mentioned that are required for a complete unit shall be furnished.

2.3 Delivery Location. All deliveries will be made to the address(es) specified on the purchase order during normal working hours of 8:00 a.m. to 4:00 p.m., Monday through Friday, unless otherwise authorized by the Purchasing Agent or designee.

2.4 Delivery Schedule. Delivery time may be an important consideration in the evaluation of best value. The maximum number of days necessary for delivery ARO shall be stated in the space, if provided, on the bid form.

2.5 Delivery Charges. All delivery and freight charges, F.O.B. destination shown on Jefferson County purchase order, as necessary to perform contract are to be included in the bid price.

2.6 Installation Charges. All charges for assembly, installation and set-up shall be included in the bid price. Unless otherwise stated, assembly, installation and set-up will be required.

2.7 Operating Instructions and Training. Clear and concise operating instructions and descriptive literature will be provided in English, if requested. On-site detailed training in the safe and efficient use and general maintenance of item(s) purchased shall be provided as needed at the request of Jefferson County. Instructions and training shall be at no additional cost to the County.

2.8 Storage. Bidder agrees to provide storage of custom ordered materials, if requested, for up to thirty (30) calendar days.

2.9 Compliance with Federal, State, County, and Local Laws. Bids must comply with all federal, state, county and local laws, including, but not limited to, all applicable standard safety, emission, and noise control requirements. Any vehicles or equipment shall contain all standard safety, emission, and noise control requirements required for the types and sizes of equipment at the time of their manufacture. The contractor agrees, during the performance of work or service, to comply with all applicable codes and ordinances of Jefferson County or the State of Texas as they may apply, as these laws may now read, or as they may hereafter be changed or amended.

2.10 OSHA. The bidder will certify all equipment complies with all regulations and conditions stipulated under the Williams-Steiger Occupational Safety and Health Act of 1971, as amended. The successful bidder will further certify that all items furnished under this project will conform and comply with federal and State of Texas OSHA standards. The successful bidder will agree to indemnify and hold harmless Jefferson County for any and all damages that may be assessed against the County.

2.11 Patents and Copyrights. The successful vendor agrees to protect the County from claims involving infringements of patents and/or copyrights.

2.12 Samples, Demonstrations and Testing. At Jefferson County's request and direction, bidder shall provide product samples and/or testing of items bid to ensure compliance with specifications. Samples, demonstrations and/or testing may be requested at any point prior to or following bid award. Samples, demonstrations and/or testing may be requested upon delivery and/or any point during the term of resulting contract. All samples (including return thereof), demonstrations, and/or testing shall be at the expense of the bidder/vendor.

2.13 Acceptability. All articles enumerated in the bid shall be subject to inspection by an officer designated for that purpose by Jefferson County. If found inferior to the quality called for, or not equal in value to the specifications, deficient in workmanship or otherwise, this fact shall be certified to the Purchasing Agent, who shall have the right to reject the whole or any part of the same. Items and/or work determined to be contrary to specifications must be replaced at the vendor's expense. Inferior items not retrieved by the vendor within thirty (30) calendar days, or an otherwise agreed upon time, shall become the property of the County. If disposal of such items warrants an expense, an amount equal to the disposal expense will be deducted from amounts payable to the vendor.

2.14 Maintenance. Maintenance required for equipment bid should be available in Jefferson County by a manufacturer authorized maintenance facility. Cost for this service shall be shown on the bid sheet as requested or on a separate sheet, as required. If Jefferson County opts to include maintenance, it shall be so stated in the purchase order and said cost will be included. Service will commence only upon expiration of applicable warranties and should be priced accordingly.

2.15 Material Safety Data Sheets. Under the “Hazardous Communications Act,” common known as the “Texas Right to Know Act,” a bidder must provide the user department, with each delivery, material safety data sheets which are applicable to hazardous substances defined in the Act. Failure of the bidder to furnish this documentation, will be cause to reject any bid applying thereto.

2.16 Evaluation. Evaluation shall be used as a determinant as to which services are the most efficient and/or most economical for the County. It shall be based on all factors having a bearing on price and performance of the items in the user environment. All bids are subject to tabulation by the Jefferson County Purchasing Department and recommendation to Jefferson County Commissioners’ Court. Compliance with all bid requirements and needs of the using department are considered in evaluating bids. Pricing is not the only criteria for making a recommendation. The Jefferson County Purchasing Department reserves the right to contact any bidder, at any time, to clarify, verify or requirement information with regard to this bid.

3. Purchase Orders and Payment

3.1 Purchase Orders. A purchase order(s) shall be generated by the Jefferson County Purchasing Agent to the successful vendor. The purchase order number must appear on all itemized invoices and packing slips. The County will not be held responsible for any work orders placed and/or performed without a valid current purchase order number. Payment will be made for all services rendered and accepted by the contract administrator for which a valid invoice has been received.

3.2 Invoices. All invoices shall reference the Purchase Order number. Invoices shall reference the bid item number or a detailed description for each item invoiced. If an item purchased and itemized on the invoice does not correspond to an item in any of the categories awarded to the vendor, invoice shall reference the item as “N/C” to indicate that it is a non-contract item. This requirement is to assist the County in verifying contract pricing on all invoices. Payment will be made under terms of net thirty (30) days unless otherwise agreed upon by seller and the purchasing department.

3.3 Prompt Payment. In accordance with the State of Texas Prompt Payment Act, Article 601f V.T.C.S., payment will be made after receive and acceptance by the County of the merchandise ordered and of a valid invoice. Successful bidder(s) is required to pay subcontractors within ten (10) days after the successful bidder receives payment from the County.

3.4 Funding. Jefferson County is operated and funded on an October 1 to September 30 basis; accordingly, the County reserves the right to terminate, without liability to the County, any contract for which funding is not available.

4. Contract

4.1 Contract Definition. The General Conditions of Bidding and Terms of Contract, Specifications, Plans, Bidding Forms, Addenda, and any other documents made a part of this bid shall constitute the complete bid. This bid, when duly accepted by Jefferson County, shall constitute a contract equally binding between the successful bidder and Jefferson County.

4.2 Change Order. No different or additional terms will become part of this contract with the exception of a change order. No oral statement of any person shall modify or otherwise change, or affect the terms, conditions or specifications stated in the resulting contract. All change orders to the contract will be made in writing and at the discretion and approval of Jefferson County. No change order will be binding unless signed by an authorized representative of the County and the vendor.

4.3 Price Re-determination. A price re-determination may be requested at the time of annual renewal. All requests for price re-determination shall be in written form. Cause for such request, i.e., manufacturer’s direct cost, postage rates, Railroad Commission rates, Federal/State minimum wage law, Federal/State unemployment taxes, F.I.C.A, Insurance Coverage Rates, etc., shall be substantiated in writing by the source of the cost increase. The bidder’s past experience of honoring contracts at the bid price will be an important consideration in the evaluation of the lowest and best bid. Jefferson County reserves the right to accept or reject any/all requests for price re-determination as it deems to be in the best interest of the County.

4.4 Termination. Jefferson County reserves the right to terminate the contract for default if the bidder breached any of the terms therein, including warranties of bidder or if the bidder becomes insolvent or commits acts of bankruptcy. Such right of termination is in addition to and not in lieu of any other remedies which Jefferson County may have in law or equity. Default may be construed as, but not limited to, failure

deliver the proper goods and/or service within the proper amount of time, and/or to properly perform any and all services required to Jefferson County's satisfaction and/or to meet all other obligations and requirements. Contracts may be terminated without cause upon thirty (30) days' written notice to either party unless otherwise specified. Jefferson County reserves the right to award canceled contract to the next lowest bidder. Bidder, in submitting this bid, agrees that Jefferson County shall not be liable to prosecution for damages in the event that the County declares the bidder in default.

4.5 Conflict of Interest. Employees of the County are not permitted to maintain financial interest in, or receive payment, directly or indirectly, borrow from, lend to, invest in, or engage in any substantial financial transaction with any individual, organization, supplier, or subcontractor who does business with the County without disclosure. When conflict of interest is discovered, it shall be grounds for termination of contract.

4.6 Injuries or Damages Resulting from Negligence. Successful vendor shall defend, indemnify and save harmless Jefferson County and all its officers, agents and employees from all suits, actions, or other claims of any character, name and description brought for or on account of any injuries or damages received or sustained by any person, persons, or property on account of any negligent act or fault of the successful vendor, or of any agent, employee, subcontractor or supplier in the execution of, or performance under, any contract which may result from bid award. Successful vendor shall pay any judgment with cost which may be obtained against Jefferson County growing out of such injury or damages.

4.7 Interest by Public Officials. No public official shall have interest in this contract, in accordance with Texas Local Government Code.

4.8 Warranty. The successful vendor shall warrant that all materials utilized in the performance of this contract shall conform to the proposed specifications and/or all warranties as stated in the Uniform Commercial Code and be free from all defects in material, workmanship and title.

4.9 Uniform Commercial Code. The successful vendor and Jefferson County agree that both parties have all rights, duties, and remedies available as stated in the Uniform Commercial Code.

4.10 Venue. This agreement will be governed and construed according to the laws of the State of Texas. This agreement is performable in the County of Jefferson, Texas.

4.11 Sale, Assignment, or Transfer of Contract. The successful vendor shall not sell, assign, transfer or convey this contract, in whole or in part, without the prior written consent of Jefferson County.

4.13 Silence of Specifications. The apparent silence of these specifications as to any detailed description concerning any point, shall be regarded as meaning that only the best commercial practices are to prevail. All interpretations of these specifications shall be made on the basis of this statement.

Federal Emergency Management Agency (FEMA) Mandated Contract Clauses

If applicable to the work and services being performed by CONTRACTOR under the parties' AGREEMENT, the following provisions are adopted and form part of this AGREEMENT.

1. REMEDIES

a. Standard. Contracts for more than the simplified acquisition threshold, currently set at \$250,000, must address administrative, contractual, or legal remedies in instances where Contractors violate or breach contract terms, and provide for such sanctions and penalties as appropriate. See 2 C.F.R. Part 200, Appendix II(A).

b. Applicability. This requirement applies to all federal grant and cooperative agreement programs.

2. TERMINATION FOR CAUSE AND CONVENIENCE

a. Standard. All contracts in excess of \$10,000 must address termination for cause and for convenience by the non-Federal entity, including the manner by which it will be affected and the basis for settlement. See 2 C.F.R. Part 200, Appendix II(B).

b. Applicability. This requirement applies to all federal grant and cooperative agreement programs.

3. EQUAL EMPLOYMENT OPPORTUNITY

a. Standard. Except as otherwise provided under 41 C.F.R. Part 60, all contracts that meet the definition of "federally assisted construction contract" in 41 C.F.R. § 60-1.3 must include the equal opportunity clause provided under 41 C.F.R. §60- 1.4(b), in accordance with Executive Order 11246, Equal Employment Opportunity (30 Fed. Reg. 12319, 12935, 3 C.F.R. Part, 1964-1965 Comp., p.339), as amended by Executive Order 11375, Amending Executive Order 11246 Relating to Equal Employment Opportunity, and implementing regulations at 41 C.F.R. Part 60 (Office of Federal Contract Compliance Programs, Equal Employment Opportunity, Department of Labor). See 2 C.F.R. Part 200, Appendix II(C).

b. Key Definitions.

- i. **Federally Assisted Construction Contract.** The regulation at 41 C.F.R. § 60-1.3 defines a "federally assisted construction contract" as any agreement or modification thereof between any applicant and a person for construction work which is paid for in whole or in part with funds obtained from the Government or borrowed on the credit of the Government pursuant to any Federal program involving a grant, contract, loan, insurance, or guarantee, or undertaken pursuant to any Federal program involving such grant, contract, loan, insurance, or guarantee, or any application or modification thereof approved by the Government for a grant, contract, loan, insurance, or guarantee under which the applicant itself participates in the construction work.
- ii. **Construction Work.** The regulation at 41 C.F.R. § 60-1.3 defines "construction work" as the construction, rehabilitation, alteration, conversion, extension, demolition or repair of buildings, highways, or other changes or improvements to real property, including facilities providing utility services. The term also includes the supervision, inspection, and other onsite functions incidental to the actual construction.

c. Applicability. This requirement applies to all federal grant and cooperative agreement programs.

d. Required Language. The regulation at 41 C.F.R. Part 60-1.4(b) requires the insertion of the following contract clause.

During the performance of this contract, the Contractor agrees as follows:

(1) The Contractor will not discriminate against any employee or applicant for employment because of race, color, religion, sex, sexual orientation, gender identity, or national origin. The Contractor will take affirmative action to ensure that applicants are employed, and that employees are treated during employment without regard to their race, color, religion, sex, sexual orientation, gender identity, or national origin. Such action shall include, but not be limited to the following:

Employment, upgrading, demotion, or transfer; recruitment or recruitment advertising; layoff or termination; rates of pay or other forms of compensation; and selection for training, including apprenticeship. The Contractor agrees to post in conspicuous places, available to employees and applicants for employment, notices to be provided setting forth the provisions of this nondiscrimination clause.

(2) The Contractor will, in all solicitations or advertisements for employees placed by or on behalf of the Contractor, state that all qualified applicants will receive consideration for employment without regard to race, color, religion, sex, sexual orientation, gender identity, or national origin.

(3) The Contractor will not discharge or in any other manner discriminate against any employee or applicant for employment because such employee or applicant has inquired about, discussed, or disclosed the compensation of the employee or applicant or another employee or applicant. This provision shall not apply to instances in which an employee who has access to the compensation information of other employees or applicants as a part of such employee's essential job functions discloses the compensation of such other employees or applicants to individuals who do not otherwise have access to such information, unless such disclosure is in response to a formal complaint or charge, in furtherance of an investigation, proceeding, hearing, or action, including an investigation conducted by the employer, or is consistent with the Contractor's legal duty to furnish information.

(4) The Contractor will send to each labor union or representative of workers with which he has a collective bargaining agreement or other contract or understanding, a notice to be provided advising the said labor union or workers' representatives of the Contractor's commitments under this section and shall post copies of the notice in conspicuous places available to employees and applicants for employment.

(5) The Contractor will comply with all provisions of Executive Order 11246 of September 24, 1965, and of the rules, regulations, and relevant orders of the Secretary of Labor.

(6) The Contractor will furnish all information and reports required by Executive Order 11246 of September 24, 1965, and by rules, regulations, and orders of the Secretary of Labor, or pursuant thereto, and will permit access to his books, records, and accounts by the administering agency and the Secretary of Labor for purposes of investigation to ascertain compliance with such rules, regulations, and orders.

(7) In the event of the Contractor's non-compliance with the non-discrimination clauses of this contract or with any of the said rules, regulations, or orders, this contract may be canceled, terminated, or suspended in whole or in part and the Contractor may be declared ineligible for further Government contracts or federally assisted construction contracts in accordance with procedures authorized in Executive Order 11246 of September 24, 1965, and such other sanctions may be imposed and remedies invoked as provided in Executive Order 11246 of September 24, 1965, or by rule, regulation, or order of the Secretary of Labor, or as otherwise provided by law.

(8) The Contractor will include the portion of the sentence immediately preceding paragraph (1) and the provisions of paragraphs (1) through (8) in every subcontract or purchase order unless exempted by rules, regulations, or orders of the Secretary of Labor issued pursuant to section 204 of Executive

Order 11246 of September 24, 1965, so that such provisions will be binding upon each subcontractor or vendor. The Contractor will take such action with respect to any subcontract or purchase order as the administering agency may direct as a means of enforcing such provisions, including sanctions for non-compliance:

Provided, however, that in the event a Contractor becomes involved in, or is threatened with, litigation with a subcontractor or vendor as a result of such direction by the administering agency, the Contractor may request the United States to enter into such litigation to protect the interests of the United States.

The applicant further agrees that it will be bound by the above equal opportunity clause with respect to its own employment practices when it participates in federally assisted construction work: *Provided*, that if the applicant so participating is a State or local government, the above equal opportunity clause is not applicable to any agency, instrumentality or subdivision of such government which does not participate in work on or under the contract.

The applicant agrees that it will assist and cooperate actively with the administering agency and the Secretary of Labor in obtaining the compliance of Contractors and subcontractors with the equal opportunity clause and the rules, regulations, and relevant orders of the Secretary of Labor, that it will furnish the administering agency and the Secretary of Labor such information as they may require for the supervision of such compliance, and that it will otherwise assist the administering agency in the discharge of the agency's primary responsibility for securing compliance.

The applicant further agrees that it will refrain from entering into any contract or contract modification subject to Executive Order 11246 of September 24, 1965, with a Contractor debarred from, or who has not demonstrated eligibility for, Government contracts and federally assisted construction contracts pursuant to the Executive Order and will carry out such sanctions and penalties for violation of the equal opportunity clause as may be imposed upon Contractors and subcontractors by the administering agency or the Secretary of Labor pursuant to Part II, Subpart D of the Executive Order. In addition, the applicant agrees that if it fails or refuses to comply with these undertakings, the administering agency may take any or all of the following actions: Cancel, terminate, or suspend in whole or in part this grant (contract, loan, insurance, guarantee); refrain from extending any further assistance to the applicant under the program with respect to which the failure or refund occurred until satisfactory assurance of future compliance has been received from such applicant; and refer the case to the Department of Justice for appropriate legal proceedings.

4. DAVIS-BACON ACT

- a.** All transactions regarding this contract shall be done in compliance with the Davis-Bacon Act (40 U.S.C. 3141-3144, and 3146-3148) and the requirements of 29C.F.R. pt. 5 as may be applicable. The Contractor shall comply with 40 U.S.C. 3141-3144, and 3146-3148 and the requirements of 29 C.F.R. pt. 5 as applicable.
- b.** Contractors are required to pay wages to laborers and mechanics at a rate not less than the prevailing wages specified in a wage determination made by the Secretary of Labor.
- c.** Additionally, Contractors are required to pay wages not less than once a week.

5. COMPLIANCE WITH COPELAND ANTI-KICKBACK ACT

- a. Contractor.** The Contractor shall comply with 18 U.S.C. § 874, 40 U.S.C. § 3145, and the requirements of 29 C.F.R. pt. 3 as may be applicable, which are incorporated by reference into this contract.
- b. Subcontracts.** The Contractor or subcontractor shall insert in any subcontracts the clause above and such other clauses as Jefferson County or Texas General Land Office may by appropriate instructions

require, and also a clause requiring the Subcontractors to include these clauses in any lower tier subcontracts. The prime Contractor shall be responsible for the compliance by any subcontractor or lower tier subcontractor with all of these contract clauses.

c. Breach. A breach of the contract clauses above may be grounds for termination of the contract, and for debarment as a Contractor and subcontractor as provided in 29 C.F.R. §5.12.”

6. CONTRACT WORK HOURS AND SAFETY STANDARDS ACT

Compliance with the Contract Work Hours and Safety Standards Act

(1) Overtime requirements. No Contractor or subcontractor contracting for any part of the contract work which may require or involve the employment of laborers or mechanics shall require or permit any such laborer or mechanic in any workweek in which he or she is employed on such work to work in excess of forty hours in such workweek unless such laborer or mechanic receives compensation at a rate not less than one and one-half times the basic rate of pay for all hours worked in excess of forty hours in such workweek.

(2) Violation; liability for unpaid wages; liquidated damages. In the event of any violation of the clause set forth in paragraph (b)(1) of this section the Contractor and any subcontractor responsible therefor shall be liable for the unpaid wages. In addition, such Contractor and subcontractor shall be liable to the United States (in the case of work done under contract for the District of Columbia or a territory, to such District or to such territory), for liquidated damages. Such liquidated damages shall be computed with respect to each individual laborer or mechanic, including watchmen and guards, employed in violation of the clause set forth in paragraph (b)(1) of this section, in the sum of \$27 for each calendar day on which such individual was required or permitted to work in excess of the standard workweek of forty hours without payment of the overtime wages required by the clause set forth in paragraph (b)(1) of this section.

(3) Withholding for unpaid wages and liquidated damages. Jefferson County and/or Federal Entity providing funding for this project shall upon its own action or upon written request of an authorized representative of the Department of Labor withhold or cause to be withheld, from any moneys payable on account of work performed by the Contractor or subcontractor under any such contract or any other Federal contract with the same prime Contractor, or any other federally-assisted contract subject to the Contract Work Hours and Safety Standards Act, which is held by the same prime Contractor, such sums as may be determined to be necessary to satisfy any liabilities of such Contractor or subcontractor for unpaid wages and liquidated damages as provided in the clause set forth in paragraph (b)(2) of this section.

(4) Subcontracts. The Contractor or subcontractor shall insert in any subcontracts the clauses set forth in paragraph (b)(1) through (4) of this section and also a clause requiring the subcontractors to include these clauses in any lower tier subcontracts. The prime Contractor shall be responsible for compliance by any subcontractor or lower tier subcontractor with the clauses set forth in paragraphs (b)(1) through (4) of this section.

7. RIGHTS TO INVENTIONS MADE UNDER A CONTRACT OR AGREEMENT

a. Standard. If the Federal award meets the definition of “funding agreement” under 37C.F.R. § 401.2(a) and the non-federal entity wishes to enter into a contract with a small business firm or nonprofit organization regarding the substitution of parties, assignment or performance of experimental, developmental, or research work under that “funding agreement,” the Non-Federal entity must comply with the requirements of 37 C.F.R. Part 401 (Rights to Inventions Made by Nonprofit Organizations and Small Business Firms Under Government Grants, Contracts and Cooperative Agreements), and any implementing regulations issued by FEMA. See 2 C.F.R. Part 200, Appendix II(F).

b. Applicability. This requirement applies to “funding agreements,” but it DOES NOT apply to the Public Assistance, Hazard Mitigation Grant Program, Fire Management Assistance Grant Program, Crisis Counseling Assistance and Training Grant Program, Disaster Case Management Grant Program, and

Federal Assistance to Individuals and Households – Other Needs Assistance Grant Program, as FEMA awards under these programs do not meet the definition of “funding agreement.”

c. Funding Agreements Definition. The regulation at 37 C.F.R. § 401.2(a) defines “funding agreement” as any contract, grant, or cooperative agreement entered into between any Federal agency, other than the Tennessee Valley Authority, and any Contractor for the performance of experimental, developmental, or research work funded in whole or in part by the Federal government. This term also includes any assignment, substitution of parties, or subcontract of any type entered into for the performance of experimental, developmental, or research work under a funding agreement as defined in the first sentence of this paragraph.

8. CLEAN AIR ACT AND THE FEDERAL WATER POLLUTION CONTROL ACT

Clean Air Act

1. The Contractor agrees to comply with all applicable standards, orders or regulations issued pursuant to the Clean Air Act, as amended, 42 U.S.C. § 7401 et seq.
2. The Contractor agrees to report each violation to Jefferson County and understands and agrees that the County will, in turn, report each violation as required to assure notification to the Federal Emergency Management Agency, and the appropriate Environmental Protection Agency Regional Office.
3. The Contractor agrees to include these requirements in each subcontract exceeding \$150,000 financed in whole or in part with Federal assistance provided by FEMA.

Federal Water Pollution Control Act

1. The Contractor agrees to comply with all applicable standards, orders, or regulations issued pursuant to the Federal Water Pollution Control Act, as amended, 33 U.S.C. 1251 et seq.
2. The Contractor agrees to report each violation to Jefferson County and understands and agrees that Jefferson County will, in turn, report each violation as required to assure notification to the Texas General Land Office, and the appropriate Environmental Protection Agency Regional Office.
3. The Contractor agrees to include these requirements in each subcontract exceeding \$150,000 financed in whole or in part with assistance provided by the Texas General Land Office.

9. DEBARMENT AND SUSPENSION

- (1) This contract is a covered transaction for purposes of 2 C.F.R. pt. 180 and 2 C.F.R. pt. 3000. As such, the Contractor is required to verify that none of the Contractor's principals (defined at 2 C.F.R. § 180.995) or its affiliates (defined at 2 C.F.R. § 180.905) are excluded (defined at 2 C.F.R. § 180.940) or disqualified (defined at 2 C.F.R. § 180.935).
- (2) The Contractor must comply with 2 C.F.R. pt. 180, subpart C and 2 C.F.R. pt. 3000, subpart C, and must include a requirement to comply with these regulations in any lower tier covered transaction it enters into.
- (3) This certification is a material representation of fact relied upon by (insert name of recipient/subrecipient/applicant). If it is later determined that the Contractor did not comply with 2 C.F.R. pt. 180, subpart C and 2 C.F.R. pt. 3000, subpart C, in addition to remedies available to Jefferson County, the Federal Government may pursue available remedies, including but not limited to suspension and/or debarment.
- (4) The bidder or proposer agrees to comply with the requirements of 2 C.F.R. pt. 180, subpart C and 2 C.F.R. pt. 3000, subpart C while this offer is valid and throughout the period of any contract that may arise from this offer. The bidder or proposer further agrees to include a provision requiring such compliance in its lower tier covered transactions.

10. BYRD ANTI-LOBBYING AMENDMENT

Byrd Anti-Lobbying Amendment, 31 U.S.C. § 1352 (as amended) Contractors who apply or bid for an award of \$100,000 or more shall file the required certification. Each tier certifies to the tier above that it will not and has not used Federal appropriated funds to pay any person or organization for influencing or attempting to influence an officer or employee of any agency, a Member of Congress, officer or employee of Congress, or an employee of a Member of Congress in connection with obtaining any Federal contract, grant, or any other award covered by 31 U.S.C. § 1352. Each tier shall also disclose any lobbying with non-Federal funds that takes place in connection with obtaining any Federal award. Such disclosures are forwarded from tier to tier up to the recipient who in turn will forward the certification(s) to the awarding agency.

Required Certification. If applicable, contractors must sign and submit the to Jefferson County the "Certification Regarding Lobbying" Form included in these specifications.

11. PROCUREMENT OF RECOVERED MATERIALS

In the performance of this contract, the Contractor shall make maximum use of products containing recovered materials that are EPA-designated items unless the product cannot be acquired—

1. Competitively within a timeframe providing for compliance with the contract performance schedule;
2. Meeting contract performance requirements; or
3. At a reasonable price.
 - i. Information about this requirement, along with the list of EPA designated items, is available at EPA's Comprehensive Procurement Guidelines web site, <https://www.epa.gov/smm/comprehensiveprocurement-guideline-cpg-program>
 - ii. The Contractor also agrees to comply with all other applicable requirements of Section 6002 of the Solid Waste Disposal Act."

12. ACCESS TO RECORDS

The following access to records requirements apply to this contract:

- (1) The Contractor agrees to provide Jefferson County, the State of Texas, the FEMA Administrator, the Comptroller General of the United States, or any of their pass-through entities or authorized representatives access to any books, documents, papers, and records of the Contractor which are directly pertinent to this contract for the purposes of making audits, examinations, excerpts, and transcriptions.
- (2) The Contractor agrees to permit any of the foregoing parties to reproduce by any means whatsoever or to copy excerpts and transcriptions as reasonably needed.
- (3) The Contractor agrees to provide Jefferson County or its authorized representatives access to construction or other work sites pertaining to the work being completed under the contract.
- (4) In compliance with the Disaster Recovery Act of 2018, Jefferson County and the Contractor acknowledge and agree that no language in this contract is intended to prohibit audits or internal reviews by the FEMA Administrator or the Comptroller General of the United States.

13. CHANGES

- a. Standard. To be eligible for FEMA assistance under the non-Federal entity's FEMA grant or cooperative agreement, the cost of the change, modification, change order, or constructive change must be allowable, allocable, within the scope of its grant or cooperative agreement, and reasonable for the completion of project scope.

b. Applicability. FEMA recommends, therefore, that a non-Federal entity include a changes clause in its contract that describes how, if at all, changes can be made by either party to alter the method, price, or schedule of the work without breaching the contract. The language of the clause may differ depending on the nature of the contract and the end-item procured.

14. DEPARTMENT OF HOMELAND SECURITY (DHS) SEAL, LOGO, AND FLAGS.

"The contractor shall not use the DHS seal(s), logos, crests, or reproductions of flags or likenesses of DHS agency officials without specific FEMA pre-approval.

15. COMPLIANCE WITH FEDERAL LAW, REGULATIONS, AND EXECUTIVE ORDERS

"This is an acknowledgement that Texas General Land Office financial assistance will be used to fund all or a portion of the contract. The Contractor will comply with all applicable Federal law, regulations, executive orders, policies, procedures, and directives."

16. NO OBLIGATION BY FEDERAL GOVERNMENT

"The Federal Government is not a party to this contract and is not subject to any obligations or liabilities to the non-Federal entity, Contractor, or any other party pertaining to any matter resulting from the contract."

17. PROGRAM FRAUD AND FALSE OR FRAUDULENT STATEMENTS OR RELATED ACTS

"The Contractor acknowledges that 31 U.S.C. Chap. 38 (Administrative Remedies for False Claims and Statements) applies to the Contractor's actions pertaining to this contract."

Special Requirements/Instructions

The following requirements and instructions supersede General Requirements where applicable.

1. Bid Requirement

Each bidder shall ensure that required parts of the bid are completed with accuracy and submitted as per the requirements within this specifications packet, including any addenda.

Bidder is responsible for submitting one (1) *original* bid copy to include a completed copy of this specifications packet in its entirety; and two (2) numbered bid copies to include at a minimum all pages requiring completion and/or marked with instructions to be returned with bid submission and any other documentation requested within these specifications.

All bids shall be tightly sealed in an opaque envelope or box and plainly marked "SEALED BID." The outside of the envelope or box shall also include: Bid Number, Bid Name, Bid Due Date, Bidder's Name and Address; and shall be addressed to the Purchasing Agent.

Jefferson County shall not be responsible for any effort or cost expended in the preparation of a response to this IFB. All protests should be coordinated through the Purchasing Office prior to award recommendation to Commissioners' Court.

2. Vendor Registration: SAM (System for Award Management).

Vendors doing business with Jefferson County are **required** to be registered with The System for Award Management (SAM), with an "active" status. The System for Award Management (SAM) is the Official U.S. Government system that consolidated the capabilities of CCR/FedReg, ORCA, and EPLS. There is NO fee to register for this site. Entities may register at no cost directly from the SAM website at: <https://www.sam.gov>

Bidders are strongly encouraged to review their firm's SAM (System for Award Management) status prior to Bid Submission.

3. Awarded Vendor(s): Submission of FORM 1295 (Texas Ethics Commission)

In accordance with House Bill 1295 (passed January 1, 2016), Vendors entering into contracts and professional agreements with Jefferson County will be required to complete a Certificate of Interested Parties (FORM 1295), **unless contract is considered exempt as described below.**

In 2017, the Texas legislature amended the law to require Form 1295 to include an "unsworn declaration" which includes, among other things, the date of birth and address of the authorized representative signing the form. The unsworn declaration, including the date of birth and address of the signatory, replaces the notary requirement that applied to contracts entered into before January 1, 2018. The TEC filing application does not capture the date of birth or street address of the signatory and it will not appear on forms that are filed using the TEC filing application.

Changes to the law requiring certain businesses to file a Form 1295 are in effect for contracts entered into or amended on or after January 1, 2018. The changes exempt businesses from filing a Form 1295 for certain types of contracts and replace the need for a completed Form 1295 to be notarized. Instead, the person filing a 1295 needs to complete an "unsworn declaration."

FORM 1295 Exemptions: What type of contracts are exempt from the Form 1295 filing requirement under the amended law? The amended law adds to the list of types of contract exempt from the Form 1295 filing requirement. A completed Form 1295 is not required for:

- a sponsored research contract of an institution of higher education
- an interagency contract of a state agency or an institution of higher education
- a contract related to health and human services if: the value of the contract cannot be determined at the time the contract is executed; and o any qualified vendor is eligible for the contract
- a contract with a publicly traded business entity, including a wholly owned subsidiary of the business entity
- a contract with an electric utility, as that term is defined by Section 31.002, Utilities Code
- a contract with a gas utility, as that term is defined by Section 121.001, Utilities Code

3. **Awarded Vendor(s): Submission of FORM 1295 (Texas Ethics Commission) – CONTINUED**

Upon entering into a contract or professional agreement, the Jefferson County Purchasing Department will submit a request to the Vendor to both:

1. Submit a FORM 1295 online via the Texas Ethics Commission website link below.

Vendors must enter the required information on Form 1295, and print a copy of the completed form.

The form will include a certification of filing that will contain a unique certification number.

2. Submit a FORM 1295 hard copy (completed & signed by an Authorized Agent of the Awarded Vendor), to the Jefferson County Purchasing Department.

FORM 1295, Completion Instructions, and Login Instructions are available via the

Texas Ethics Commission Website at: https://www.ethics.state.tx.us/whatsnew/elf_info_form1295.htm

4. **Multiple Vendor Award**

Jefferson County reserves the right to award this contract to more than one vendor at the County's discretion.

5. **Delivery**

If delivery is required, all items must be packaged so as to be protected from damage during shipping and handling. Any item(s) damaged in shipping must be replaced in kind, or repaired, by the contractor, at the discretion of, and at no additional charge to, Jefferson County.

6. **Payment**

Jefferson County will pay original invoices that clearly itemize the goods and/or services provided as to quantity, part number, description, price, applicable discount (if any), labor charges showing time differential, if applicable and if previously agreed to, and delivery, installation, and set-up costs, if applicable and if previously agreed to. Only charges as stated on the Bid Form(s) submitted as a part of the bid will be considered.

Invoices must indicate Jefferson County as applicable, the address to which the product(s) and/or service(s) were delivered, and the applicable purchase order number. Invoices will be matched to delivery tickets prior to payment; therefore, all delivery tickets should have an accurate description of the product(s) and/or service(s).

Invoices shall be submitted to: Jefferson County Auditing Department, Attention: Accounts Payable, 1149 Pearl Street, 7th floor, Beaumont, TX 77701.

7. **Usage Reports**

Jefferson County reserves the right to request, and receive at no additional cost, up to two (2) times during the contract period, a usage report detailing the products and/or services furnished to date under a contract resulting from this IFB. The reports must be furnished no later than five (5) working days after written request and itemize all purchases to date by Jefferson County department, description of each item purchased, including manufacturer, quantity of each item purchased, per unit and extended price of each item purchased, and total amount and price of all items purchased.

8. **Insurance**

The contractor (including any and all subcontractors as defined in Section 9.1.3 below) shall, at all times during the term of this contract, maintain insurance coverages with not less than the type and requirements shown below. Such insurance is to be provided at the sole cost of the contractor. These requirements do not establish limits of the contractor's liability.

All policies of insurance shall waive all rights of subrogation against the County, its officers, employees and agents; a copy of the policy wording or endorsement is required.

Contractor shall furnish Jefferson County with Certificate of Insurance naming Jefferson County as additional insured and will provide the actual policy wording or endorsement showing as such.

All insurance must be written by an insurer licensed to conduct business in the State of Texas.

Minimum Insurance Requirements:

Public Liability, including Products & Completed Operations \$1,000,000

Excess Liability \$1,000,000

Property Insurance (policy below that is applicable to this project):

Improvements & Betterments Policy: Improvements/Remodeling (for Lease Tenants)

Builder's Risk Policy: Structural Coverage for Construction Projects

Installation Floater Policy: Improvements/Alterations to Existing Structure

Workers' Compensation Statutory Coverage (See Section 9 Below)

9. Workers' Compensation Insurance

9.1 Definitions:

9.1.1 **Certificate of coverage ("Certificate")** – A copy of a certificate of insurance, a certificate of authority to self-insure issued by the commission, or a coverage agreement, DWC-81, DWC-82, DWC-83, or DWC-84 showing statutory workers' compensation insurance coverage for the person's or entity's employees providing services on a project, for the duration of the project.

9.1.2 **Duration of the project** – Includes the time from the beginning of the work on the project until the contractor's/person's work on the project has been completed and accepted by the governmental entity.

9.1.3 **Persons providing services on the project ("subcontractor") in article 406.096** – Includes all persons or entities performing all or part of the services under the contractor has undertaken to perform on the project, regardless of whether that person contracted directly with the contractor and regardless of whether that person has employees. This includes, without limitation, independent contractors, subcontractor, leasing companies, motor carriers, owner-operators, employees of any such entity, or employees of any entity which furnishes persons to provide services on the project. "Services" includes, without limitation, providing, hauling or delivering equipment or materials, or providing labor, transportation, or other service related to a project. "Services" does not include activities unrelated to the project, such as food/beverage vendors, office supply deliveries, and delivery of portable toilets.

9.2 The Contractor shall provide coverage, based on proper reporting of classification code and payroll amounts and filing any coverage agreements, which meets the statutory requirements of Texas Labor Code, Section 401.011(44) for all employees of the contractor providing services on the project, for the duration of the project.

9.3 The Contractor must provide a certificate of coverage to the governmental entity prior to being awarded the contract – refer to Section 8 above.

9.4 If the coverage period shown on the Contractor's current certificate of coverage ends during the duration of the project, the Contractor must, prior to the end of the coverage period, file a new certificate of coverage with the governmental entity showing that coverage has been extended.

9.5 The Contractor shall obtain from each person providing services on a project, and provide to the governmental entity:

9.5.1 A certificate of coverage, prior to that person beginning work on the project, so the governmental entity will have on file certificates of coverage showing coverage for all persons providing services on the project; and

9.5.2 No later than seven (7) days after receipt by the Contractor, a new certificate of coverage showing extension of coverage, if the coverage period shown on the current certificate ends during the duration of the project.

- 9.6 The Contractor shall retain all required certificates of coverage for the duration of the project and for one (1) year thereafter.
- 9.7 The Contractor shall notify the governmental entity in writing by certified mail or personal delivery, within ten (10) days after the contractor knew or should have known, of any change that materially affects the provision of coverage of any person providing services on the project.
- 9.8 The Contractor shall post on each project site a notice, in the text, form and manner prescribed by the Texas Department of Workers' Compensation, informing all persons providing services on the project that they are required to be covered, and stating how a person may verify coverage and report lack of coverage.
- 9.9 The Contractor shall contractually require each person with whom it contracts to provide services on a project to:
 - 9.9.1 Provide coverage, based on reporting of classification codes and payroll amounts and filing of any coverage agreements, which meets the statutory requirements of Texas Labor Code, Section 401.011(44) for all its employees providing services on the project, for the duration of the project.
 - 9.9.2 Provide to the Contractor, prior to that person beginning work on the project a certificate of coverage showing that coverage is being provided for all employees of the person providing services on the project, for the duration of the project.
 - 9.9.3 Provide the Contractor, prior to the end of coverage period, a new certificate of coverage showing extension of coverage, if the coverage period shown on the current certificate of coverage ends during the duration of the project.
 - 9.9.4 Obtain from each person with whom it contracts, and provide to the Contractor:
 - 9.9.4.1 A certificate of coverage, prior to the other person beginning work on the project; and
 - 9.9.4.2 the coverage period, if the coverage period shown on the current certificate of a new certificate of coverage showing extension of coverage, prior to the end of coverage ends during the duration of the project.
 - 9.9.5 Retain all required certificates of coverage on file for the duration of the project and for one (1) year thereafter.
 - 9.9.6 Notify the governmental entity in writing by certified mail or personal delivery, within ten (10) days after the person knew or should have known, of any change that materially affects the provision of coverage of any person providing services on the project; and
 - 9.9.7 Contractually require each person with whom it contracts to perform as required by paragraphs 9.1. – 9.7., with the certificates of coverage to be provided to the person for whom they are providing services.
- 9.10 By signing this contract or providing or causing to be provided a certificate of coverage, the Contractor is representing to the governmental entity that all employees of the contractor who will provide services of the project will be covered by workers' compensation coverage for the duration of the project, that the coverage will be based on proper reporting of classification codes and payroll amounts, and that all coverage agreements will be filed with the appropriate insurance carrier or, in the case of a self-insured, with the commission's Division of Self-Insurance Regulation. Providing false or misleading information may subject the contractor to administrative penalties, criminal penalties, civil penalties, or other civil actions.
- 9.11 The Contractor's failure to comply with any of these provisions is a breach of contract by the Contractor which entitles the governmental entity to declare the contract void if the Contractor does not remedy the breach within ten (10) days after receipt of notice of breach from the governmental entity.

Minimum Specifications

The following requirements and specifications supersede General Requirements where applicable. Contact Jamey West, Assistant Purchasing Agent (e-mail: jwest@co.jefferson.tx.us) regarding any questions or comments. Please reference bid number 20-053/JW.

Scope

Jefferson County is soliciting bids for a Mobile Pressure Washer for the Jack Brooks Regional Airport. All bids should be for **brand new**, completely unused equipment.

The specifications shown are intended to define the level of quality, performance, and features ONLY. Products offered shall be of equivalent dimensions, quality, performance and features or better (the brand name product listed is not required). All bidders shall submit, an itemized comparison documenting equivalence for dimensions, quality, performance, and features of the products offered.

Instructions to Bidders (Re: Brand Reference / Equivalent Item Bids):

References to a Manufacturer's Product by Brand Name or Number are done solely to establish the minimum quality and performance characteristics required.

► **Bidder Submitting Bid for Equivalent/Alternate Items:**

Bidder may submit bid on an equivalent/alternate item, but **MUST** include a **COPY of the MANUFACTURER SPECIFICATIONS (to include full warranty terms)** in bid submission.

Bidder offering equivalent/alternate item **MUST ALSO** include an **ITEMIZED COMPARISON** documenting equivalence for dimensions, quality, performance, and features of the product offered in bid submission. Further, the Bidder must demonstrate that the alternate proposed has a sufficient operating track record to show the equipment will perform per the specified brand. The acceptance of a Bidder's alternate rests solely with Jefferson County.

► **Bidder Submitting Bid for Exact Make/Model as specified:**

Bidder offering the exact make/model as specified, **MUST** attach a **COPY of the MANUFACTURER SPECIFICATIONS (to include full warranty terms)** in bid submission.

Please be sure to review these bid specifications carefully, as the item that you are offering must MEET OR EXCEED these specifications.

Bid Item Description:

QUANTITY of one (1) Cyclone Technology (Model: CY5500) Mobile Pressure Washer for the Jack Brooks Regional Airport.

Single operator, ride-on machine that deep cleans hard surfaces through a pressure washing based system and fully recovers cleaning wastewater. Recovered water is recycled and reused by passing water through a series of filters and reducing the particle content of the water before returning it to the fresh water tank. The machine is intended for deep cleaning outside areas of parking decks, surface lots, sidewalks, plazas or other similar applications. This is accomplished by using a combination of high-pressure (HP) water and Cyclone's patented cleaning head design that is generating up to 140 mph (289 km/h) air movement across the surface. No chemicals or additional abrasive materials are used in the cleaning process.

Features multi-patented cleaning head that allows for the recovery of water and removed material from the surface, without the use of an external vacuum. The instantaneous recovery is achieved by a series of blades safely rotating close to the surface at 1600 RPM. The rotation of the Cyclone blades is creating a negative air pressure at the surface that lifts the water and debris into a small holding tank. The water is then pumped into a reclaim tank in the rear of the machine where solid material is separated and filtered out for reuse. All water and material is recovered with absolutely no runoff, leaving the surface dry and ready for use in minutes.



Cyclone CY5500 - Water Recycling

Technical Specifications:

Model : Cyclone Technology CY5500	
Operator Cab Style:	Enclosed cab design with heater and air conditioning
Cleaning Path:	34in. (0.86m) consistently cleaned
Water Pump:	Triplex plunger capable of 4,350 psi (297 bar) at 5 GPM (19 LPM)
Output Pressure:	Infinitely variable 1,200 psi (83 bar) – 4,350 psi (297 bar)
Cleaning and Recovery Head:	Hydraulically powered, cast aluminum 40in. (1.02m) diameter with protective shield – patented design
Water Heating System:	Electronically fired, inline diesel powered heater with 240,000 BTU/hr output
Filtration System:	Multi-stage filtration system consisting of two 75 um and two 30 um washable/reusable filter elements, each with 1,500in ² . of filtration surface area
Water Tanks:	390gal. (1,476 L) combination supply and recovery tank that recycles and reuses water in continuous cycle. Easy fill and clean out design
Cleaning Attachments:	Standard model includes high pressure curb and gutter cleaning system and high pressure cleaning wand system with 25ft. (7.6m) of hose with reel
Steering:	Front wheel steering with hydraulic power assist
Drive System:	Two (2) speed hydrostatic system provides accurate speed control at cleaning speeds. Maximum transport speed of 11mph (17.7km/h). Power delivered to front wheels
Controls:	All cleaning actions controlled from operator seat with ergonomic operator interface
Brakes:	Rear heavy duty automotive style 11in. (0.28m) hydraulic drum brake with additional hand lever actuated parking brake
Fuel Tank:	18gal. (68L)
Chassis Frame Construction:	Welded structural steel tubing with 3in. x 2in. (0.08m x 0.05m) tubing with 0.120in. (0.0030m) wall thickness
Engine:	2.8L Cummins Turbo Diesel 74HP Tier 4 Final Gradeability
Gradeability:	20%
Productivity:	Up to 20,000ft ² ./per hour (1,858m ² /per hour)
Run Time:	Up to 5 hours (application-dependent)
Weight:	Empty: 5,880lbs. (2,667 kg) Full: 9,132lbs. (4,142 kg)
Dimensions:	Dimensions 154in. x 56in. x 77.5in. (3.9m x 1.4m x 1.9m)

GENERAL:

- One (1) 40" diameter cleaning head. All recovered water and waste are to be filtered and continuously recycled on-board, to extend run times and conserve water.
- Cleaning head located in the front of the vehicle.
- Unit provides deep cleaning of hard surfaces through a pressure wash system that incorporates a high-speed rotating cleaning head that deeply cleans outdoor surfaces
- Standalone ride on unit does not require connection of any supply or recovery hoses during operation.
- Cleaning process uses heated high-pressure water without the use of chemicals
- Unit fully recovers wastewater, leaving no standing water on cleaned surface.
- Water recovery completed at the cleaning head without the use of a vacuum system or squeegees.
- Recovered water pumped away from the cleaning head rather than vacuumed.

CLEANING HEAD DESIGN:

- Cleaning head cleans the surface with high-pressure water while simultaneously recovering the liquid and solid wastes leaving the surface without standing water in a condition ready for immediate use.
- Actual cleaning completed from a combination of the application of high-pressure water and the scouring action resulting from +135 mph air and debris flow created under the cleaning head.
- Cleaning head to rotate at least 1500 rpm to assure multiple pass cleaning coverage of the surface.
- Cleaning head rotates and is independently powered by a hydraulically driven motor; rotation must not come from the power of the sprayed water.
- Cleaning head incorporates two replaceable pressure spray nozzles that are mounted no further than 1" from the surface and pointed straight down to assure maximum cleaning pressure is applied to the surface.
- Cleaning head is cast from aluminum and has a wall thickness of 3/8" to assure safe containment of all cleaning pressure.
- During cleaning, head travels on four (4) casters independent of the motion of the machine frame to optimize cleaning head position with respect to surface.
- During operation and transport, cleaning head remains safely protected beneath the machine frame.
- Unit provides a consistently cleaned cleaning path of 34".

DESIGN AND CONSTRUCTION:

- Equipment design and component installation permits an operator or maintenance technician to have easy access for maintenance procedures. All power systems run hydraulically.
- Water tank located at the back of the machine to allow fast and easy clean out and incorporate 3-inch guillotine style valves.

CHASSIS:

- Frame is constructed of 3" x 2" x .120" mainframe rails, sand blasted, and powder coated to prevent corrosion.
- Body is made of an internal sheet metal covered framework, providing space for the control panel, electrical controls, and all other auxiliary parts required by the cleaning system equipment.

TIRES:

- Four tire design for stability.
- All tires pneumatic and all of the same size.
- All tires ST225/75/R15, Load range E.

STEERING:

- Hydraulic power steering.
- Front wheel steering incorporated.

BRAKES:

- System must automatically stop when operator's foot is removed from the pedal.
- Must have automated and hydraulically controlled parking brake.
- Must have drum brakes as well as hydraulically controlled brakes.

POWER PLANT ENGINE:

- Operates using a single engine
- Cummins 74 Hp 2.8L Turbo Diesel Tier 4 Final engine package
- Engine to be Tier IV Flex or higher emissions standard.
- Engine rated for use with any fuel that meets the current ASTM D975 standard.
- Engine should be B20 Biodiesel compatible without voiding of engine or related component warranties
- Alternator to be a minimum of 145 Amps

HIGH-PRESSURE WATER SYSTEM:

- Incorporates a high-pressure, positive displacement, triplex plunger pump.
- This pump is to be capable of a nominal flow rate of 5.5 Gal/min (21 L/min) adjustable to a maximum rated operating pressure of 4,350 psi (300 bar).
- Output pressure must be infinitely variable from operator position between 1200 psi (83 bar) and 4,350 psi (300 bar).
- Optional increased pressure system available for pressure up to 5,500 psi (379 bar).

WATER SUPPLY:

- Unit has its own water storage tank with rated capacity of 390 gallons (1,476 l). Water system incorporates the recovery and recycling of wastewater through the unit increasing run time and reducing overall water consumption.
- Waste water is filtered to 30 micron before being re-used.
- Unit operates free of any supply or recovery water hoses during cleaning operation.
- A single tank accommodates supply water and water that is recovered.
- Water tank contains level switches to automatically turn off pressure pump when water gets low or when water is overfilled.
- Water tanks constructed of non-corrosive poly or fiberglass.

WATER PUMP COUPLING SYSTEM:

- To be hydraulically driven.

HIGH PRESSURE HEATING COIL/HEATER:

- Electronically fired, inline diesel-powered heater with a 320,000 BTU/hr. output to raise cleaning water temperature up to 160° F (84° C) and cleaning ability.
- Heater system activated by a pre-set thermo switch to regulate the heater system.
- Distance from heater to spray head is more than (5) feet to assure full heat actually applied to the surface.

CONTROLS:

- All controls necessary to operate the machine ergonomically located in the operator cab.
- Control panel must have all necessary regulators, gauges, valves, switches and indicators required for operation of the spray equipment.
- Machine able to be operated efficiently, comfortably and safely by seated operator.
- Full system of headlights, tail lights and turn signals.
- Daytime running lights.

MOTION CONTROL:

- Capable of travelling up to 12 mph (19 km/h)
- Powered hydrostatically.
- Incorporates two speed system with one speed for transportation and a second speed for cleaning mode
- Motion control similar to an automobile in transportation mode
- Motion control in cleaning mode has an adjustable dial to maintain a certain cleaning speed.

OPERATOR CAB:

- Fully enclosed operator's cab
- Adjustable suspension seat for operator comfort
- Seat covered with heavy-duty vinyl, black in color
- Operator's seat belt
- Clear visibility to front and sides with glass or open area from ceiling to floor of machine
- Full curved windshield with washer and wiper blade, locking glass side doors, air conditioner and heater.
- Two (2) rear facing side view mirrors.

FUEL CAPACITY:

- One 18 gallon (68 L) capacity diesel fuel tank.

HYDRAULIC SYSTEM:

- Uses AW 46 type hydraulic fluid to prevent component wear and improve reliability.
- Hydraulic fluid fill orifice clearly labeled in English as to contents and type of oil
- Hydraulic tank has dual sight gauge for fluid level and temperature.
- Unit includes *Hydac* 10 micron stainless steel in-tank filter element.
- Unit has integrated clog indicator for servicing the filter element.
- Top-mounted, *Hydac* breather filter element
- Cab-mounted oil temperature and level warning light and buzzer.
- Oil level and temperature label.
- *Hydac* hydraulic oil heat exchanger with integrated fan electronically controlled by a thermal switch.
- Rexroth variable displacement hydraulic pumps or approved equal.
- *Poclain* two-speed steerable hydraulically driven front wheel motors.

STEERING COLUMN/CONTROL PANEL:

- Fuel/battery gauge
- Digital water pressure readout
- Water tank service light
- Oil pressure gauge
- Turn signal indicator light
- Forward/reverse switch
- Lift/lower switch • Heater switch
- Pressure pump switch
- Cleaning head spin switch
- Throttle control switch
- Hazard lights
- Horn/turn signal stalk

SIDE CONTROL PANEL:

- Posi-traction function switch
- Cleaning/travel mode selector switch
- Hi/low speed switch
- Pressure wand switch
- Variable water pressure dial
- Variable cleaning speed dial
- Hydraulic oil level/temp warning light/alarm
- AC/Heat fan control
- Windshield wiper switch

LIGHTING AND SAFETY EQUIPMENT:

- Back up alarm to exceed 85 dB
- DOT approved LED tail, brake, reverse, marker, and turn signal lights.
- LED 360° amber beacon or 22" LED Aviation approved light bar
- 5-person First Aid kit

CLEANING WAND:

- Unit supplied with one high pressure spray trigger operated cleaning wand.
- Cleaning wand storage location and includes 25 feet (7.62 m) of pressure line for use with wand. • Self-recoiling hose reel for storage of pressure line must be included.
- Cleaning gun system able to be activated from lever in the operator cab.
- Water pressure output able to be adjusted by hand in the cab area.

CURB FACE CLEANER:

- Unit equipped with curb face cleaner system that allows cleaning of curb face and recovery of sprayed water in a single pass.
- Curb face cleaner system able to be activated by a lever in the operator cab.

DEBRIS RECOVERY:

- Machine includes at the cleaning head, a debris recovery and separation system to separate out larger debris like rocks from recovered water. Debris captured in an easy to remove and clean screen system.
- Cleaning head incorporates a safety plate to prevent larger debris from entering the moving blades of the cleaning head.
- Debris recovery tank on cleaning head includes a clean out plug for fast easy cleanout.
- Debris screen is constructed of non-corrosive stainless steel.
- With an average level of dirt, the machine is able to operate for a minimum of three (3) hours.

WASTE RECLAMATION AND OPTIONAL RECYCLING:

- Waste water must be recovered directly at the cleaning head where the cleaning water is applied.
- Water shall be recovered using lift action created by mechanical blades in the cleaning head that rotate at minimum 1500 rpm.
- Vacuum systems, with or without squeegees, are not acceptable and shall not be used.
- Recovery tanks shall be progressive and allow settling of entrained debris prior to filtration stage.
- Cleaning head incorporates a pump that sends recovered water through a hose to the recovery tank(s).
- Unit filters water to 30 micron purity by sequentially passing water through 75 micron stainless steel filters followed by 30 micron filters (recycling model).

STAINLESS STEEL FILTER SYSTEM:

- Unit shall have an onboard, hydraulically driven, centrifugal pump that pumps recovered waste through 60 square feet of food grade stainless steel filtering media on board the unit.
- Filter pump is to be controlled electronically by a hydraulic control solenoid.
- Four (4) stainless steel filters. Two of the filters will clean the water down to 75-micron and the remaining two filters will clean the water to 30-micron before returning water back to the fresh water tank.

MANUALS:

- One (1) hard copy operator manual and one (1) service and parts manual is to be provided on USB memory stick.

TRAINING AND TECHNICAL SERVICE:

- On-site training is to be provided by the manufacturer at customer's facility or at manufacturing facility, covering the operation and maintenance of the machine.

WARRANTY:

- A 1-Year warranty, parts and labor with six (6) months travel to apply to all manufactured components commencing at date of delivery.
- Standard Original Manufacturer Warranties apply on all components supplied with the machine

Bidder Information Form

Instructions: Complete the form below. Please provide legible, accurate, and complete contact information. PLEASE PRINT.

Bid Name & Number: (IFB 20-053/JW)
Mobile Pressure Washer for the Jack Brooks Regional Airport

Bidder's Company/Business Name: _____

Bidder's TAX ID Number: _____

Contact Person: _____ **Title:** _____

Phone Number (with area code): _____

Alternate Phone Number if available (with area code): _____

Fax Number (with area code): _____

Email Address: _____

Mailing Address (Please provide a physical address for bid bond return, if applicable):

Address

City, State, Zip Code

OFFER AND ACCEPTANCE FORM

OFFER TO CONTRACT

To Jefferson County:

We hereby offer and agree to furnish the materials or service in compliance with all terms, conditions, specifications, and amendments in the Invitation for Bid and any written exceptions in the offer. We understand that the items in this Invitation for Bid, including, but not limited to, all required certificates are fully incorporated herein as a material and necessary part of the contract.

The undersigned hereby states, under penalty of perjury, that all information provided is true, accurate, and complete, and states that he/she has the authority to submit this bid, which will result in a binding contract if accepted by Jefferson County.

We acknowledge receipt of the following amendment(s): _____, _____, _____, _____.

I certify, under penalty of perjury, that I have the legal authorization to bind the firm hereunder:

_____			For clarification of this offer, contact:	
Company Name				
_____			_____	
Address			Name	
_____			_____	
City	State	Zip	Phone	Fax
_____			_____	
Signature of Person Authorized to Sign			E-mail	
_____			_____	
Printed Name				

Title				

Bidder Shall Return Completed Form with Offer.

Acceptance of Offer

The Offer is hereby accepted for the following items: Mobile Pressure Washer for the Jack Brooks Regional Airport.

The Contractor is now bound to sell the materials or services listed by the attached contract and based upon the Invitation for Bid, including all terms, conditions, specifications, amendments, etc., and the Contractor's Offer as accepted by Jefferson County.

This contract shall henceforth be referred to as Contract No. 20-053/JW, Mobile Pressure Washer for the Jack Brooks Regional Airport. The Contractor has not been authorized to commence any billable work or to provide any material or service under this contract until Contractor receives a purchase order and/or a notice to proceed from the Jefferson County Purchasing Agent.

Countersigned:

Jeff R. Branick
County Judge

Date

Attest:

Carolyn L. Guidry
County Clerk

Bidder Shall Return Completed Form with Offer.

Bid Form

Bid Item 1 - IMPORTANT BIDDER INSTRUCTIONS:

Full technical specifications for this bid item are provided within this bid specifications packet.

References to a Manufacturer's Product by Brand Name or Number are done solely to establish the minimum quality and performance characteristics required.

All bids should be for **brand new**, completely unused equipment.

► **Bidders Submitting Bids for Equivalent/Alternate Items:**

Bidders may submit bids on equivalent/alternate items, but MUST submit a **COPY of the MANUFACTURER SPECIFICATIONS (to include full warranty terms)** for any alternate at the time of the bid.

Bidders offering equivalent/alternate items MUST ALSO submit an **ITEMIZED COMPARISON** documenting equivalence for dimensions, quality, performance, and features of the products offered at the time of bid. Further, the Bidder must demonstrate that the alternate proposed has a sufficient operating track record to show the equipment will perform per the specified brand. The acceptance of a Bidder's alternate rests solely with Jefferson County.

► **Bidders Submitting Bids for Exact Make/Model as specified:**

Bidders offering the exact make/model as specified, MUST submit a **COPY of the MANUFACTURER SPECIFICATIONS (to include full warranty terms)** at the time of bid.

Item No.	Item Description	Bid Price
1	Cyclone CY5500 Mobile Pressure Washer -OR- Equivalent	\$ _____ . ____
Projected Delivery Lead Time from Date of Purchase:		_____ weeks
Equivalent Item Description (Make & Model) for Item No. 1: _____		

Acknowledgment of Addenda (if any):

Addendum 1 _____	Date Received _____
Addendum 2 _____	Date Received _____
Addendum 3 _____	Date Received _____

Bidder Shall Return Completed Form with Offer.

**INSERT COPY OF
MANUFACTURER SPECIFICATIONS HERE**

**IF SUBMITTING BID FOR
EQUIVALENT/ALTERNATIVE ITEM,
INSERT ITEMIZED COMPARISON HERE**

Vendor References

Please list at least three (3) companies or governmental agencies (preferably a municipality) where the same or similar products and/or services as contained in this specification package were recently provided.

THIS FORM MUST BE RETURNED WITH YOUR BID.

REFERENCE ONE

Government/Company Name: _____

Address: _____

Contact Person and Title: _____

Phone: _____ Fax: _____

Email Address: _____ Contract Period: _____

Scope of Work: _____

REFERENCE TWO

Government/Company Name: _____

Address: _____

Contact Person and Title: _____

Phone: _____ Fax: _____

Email Address: _____ Contract Period: _____

Scope of Work: _____

REFERENCE THREE

Government/Company Name: _____

Address: _____

Contact Person and Title: _____

Phone: _____ Fax: _____

Email Address: _____ Contract Period: _____

Scope of Work: _____

Bidder Shall Return Completed Form with Offer.

Signature Page

As permitted under Article 4413 (32c) V.A.C.S., other governmental entities may wish to participate under the same terms and conditions contained in this contract (i.e., piggyback). In the event any other entity participates, all purchase orders will be issued directly from and shipped directly to the entity requiring supplies/services. Jefferson County shall not be held responsible for any orders placed, deliveries made or payment for supplies/services ordered by another entity. Each entity reserves the right to determine their participation in this contract.

Would bidder be willing to allow other governmental entities to piggyback off this contract, if awarded, under the same terms and conditions? **Yes** ☐ **No** ☐

This bid shall remain in effect for ninety (90) days from bid opening and shall be exclusive of federal excise and state and local sales tax (exempt).

The undersigned agrees, if this bid is accepted, to furnish any and all items upon which prices are offered, at the price and upon the terms and conditions contained in the Invitation for Bid, Conditions of Bidding, Terms of Contract, and Specifications and all other items made a part of the accepted contract.

The undersigned affirms that they are duly authorized to execute the contract, that this company, corporation, firm, partnership or individual has not prepared this bid in collusion with any other bidder, and that the contents of this bid as to prices, terms or conditions of said bid have not been communicated by the undersigned nor by any employee or agent to any other bidder or to any other person(s) engaged in this type of business prior to the official opening of this bid. And further, that neither the bidder nor their employees nor agents have been for the past six (6) months directly nor indirectly concerned in any pool or agreement or combination to control the price of goods or services on, nor to influence any person to bid or not to bid thereon.

Bidder (Entity Name)	Signature
Street & Mailing Address	Print Name
City, State & Zip	Date Signed
Telephone Number	Fax Number
E-mail Address	

Bidder Shall Return Completed Form with Offer.

Certificate of Buy American Compliance for Manufactured Products

The Buy American Preferences under 49 U.S.C. § 50101 require that all steel and manufactured goods used in Airport Improvement Program (AIP) funded projects be produced in the United States. In accepting AIP funding, grant recipients must certify that all steel or manufactured products used on any portion of the AIP-funded project are produced in the United States and are of 100 percent U.S. materials.

Under 49 U.S.C. § 50101(b), the FAA has the authority to waive these Buy American Preferences if certain market or product conditions exist. These are:

- Applying the Buy American Preferences would be inconsistent with the public interest;
- The steel or goods produced in the U.S. are not produced in a sufficient and reasonably available amount or are not of a satisfactory quality;
- When the cost of components and subcomponents produced in the U.S. is more than 60 percent of the cost of all components of the facility or equipment procured and final assembly occurs in the United States; or
- Including domestic material will increase the cost of the overall project by more than 25 percent.

49 U.S.C. § 50101 also prohibits fraudulent use of “Made in America” labels, “a person shall not intentionally affix a label bearing the inscription of “Made in America”, or any inscription with that meaning, to any product sold or shipped in the United States, if that product is not a domestic product.

As a matter of bid responsiveness, the bidder or offeror must complete, sign, date, and submit this certification statement with its proposal. The bidder or offeror must indicate how it intends to comply with 49 U.S.C. § 50101 by selecting one of the following certification statements. These statements are mutually exclusive.

Bidder must select one or the other (i.e. not both) by inserting a checkmark (✓) or the letter “X”.

☐ Bidder or offeror hereby certifies that it will comply with 49 USC 50101 by:

---OR---

☐ Bidder or offeror hereby certifies that it cannot comply with 49 USC 50101 by, however it may be eligible for an exemption by the FAA.

Signature / Date

Title

Company / Offeror

IFB/RFP/RFQ number

CERTIFICATION REGARDING LOBBYING

(To be submitted with each bid or offer exceeding \$100,000)

The undersigned certifies, to the best of his or her knowledge and belief, that:

(a) No Federal appropriated funds have been paid or will be paid, by or on behalf of the undersigned, to any person for influencing or attempting to influence an officer or employee of an agency, a Member of Congress, an officer or employee of Congress, or an employee of a Member of Congress in connection with the awarding of any Federal contract, the making of any Federal grant, the making of any Federal loan, the entering into of any cooperative agreement, and the extension, continuation, renewal, amendment, or modification of any Federal contract, grant, loan, or cooperative agreement.

(b) If any funds other than Federal appropriated funds have been paid or will be paid to any person for influencing or attempting to influence an officer or employee of any agency, a Member of Congress, an officer or employee of Congress, or an employee of a Member of Congress in connection with this Federal contract, grant, loan, or cooperative agreement, the undersigned shall complete and submit Standard Form-LLL, "Disclosure Form to Report Lobbying," in accordance with its instructions.

(c) The undersigned shall require that the language paragraph 1 and 2 of this anti-lobbying certification be included in the award documents for all subawards at all tiers (including subcontracts, subgrants, and contracts under grants, loans, and cooperative agreements) and that all subrecipients shall certify and disclose accordingly.

This certification is a material representation of fact upon which reliance was placed when this transaction was made or entered into. Submission of this certification is a prerequisite for making or entering into this transaction imposed by 31, U.S.C. § 1352 (as amended by the Lobbying Disclosure Act of 1995).

The Contractor, _____, certifies or affirms the truthfulness and accuracy of each statement of its certification and disclosure, if any. In addition, the Contractor understands and agrees that the provisions of 31 U.S.C. § 3801 et seq., apply to this certification and disclosure, if any.

Signature of Contractor's Authorized Official

Printed Name and Title of Contractor's Authorized Official

Date

INSTRUCTIONS FOR COMPLETION OF SF-LLL, DISCLOSURE OF LOBBYING ACTIVITIES

This disclosure form shall be completed by the reporting entity, whether sub-awardee or prime Federal recipient, at the initiation or receipt of a covered Federal action, or a material change to a previous filing, pursuant to title 31 U.S.C. section 1352. The filing of a form is required for each payment or agreement to make payment to any lobbying entity for influencing or attempting to influence an officer or employee of any agency, a Member of Congress, an officer or employee of Congress, or an employee of a Member of Congress in connection with a covered Federal action. Complete all items that apply for both the initial filing and material change report. Refer to the implementing guidance published by the Office of Management and Budget for additional information.

1. Identify the type of covered Federal action for which lobbying activity is and/or has been secured to influence the outcome of a covered Federal action.
2. Identify the status of the covered Federal action.
3. Identify the appropriate classification of this report. If this is a follow-up report caused by a material change to the information previously reported, enter the year and quarter in which the change occurred. Enter the date of the last previously submitted report by this reporting entity for this covered Federal action.
4. Enter the full name, address, city, State and zip code of the reporting entity. Include Congressional District, if known. Check the appropriate classification of the reporting entity that designates if it is, or expects to be, a prime or subaward recipient. Identify the tier of the sub-awardee, e.g., the first sub-awardee of the prime is the 1st tier. Subawards include but are not limited to subcontracts, subgrants and contract awards under grants.
5. If the organization filing the report in item 4 checks "Sub-awardee," then enter the full name, address, city, State and zip code of the prime Federal recipient. Include Congressional District, if known.
6. Enter the name of the federal agency making the award or loan commitment. Include at least one organizational level below agency name, if known. For example, Department of Transportation, United States Coast Guard.
7. Enter the Federal program name or description for the covered Federal action (item 1). If known, enter the full Catalog of Federal Domestic Assistance (CFDA) number for grants, cooperative agreements, loans, and loan commitments.
8. Enter the most appropriate Federal identifying number available for the Federal action identified in item 1 (e.g., Request for Qualifications (RFQ) number; Invitations for Bid (IFB) number; grant announcement number; the contract, grant, or loan award number; the application/proposal control number assigned by the Federal agency). Included prefixes, e.g., "RFQ-DE-90-001."
9. For a covered Federal action where there has been an award or loan commitment by the Federal agency, enter the Federal amount of the award/loan commitment for the prime entity identified in item 4 or 5.
10. (a) Enter the full name, address, city, State and zip code of the lobbying registrant under the Lobbying Disclosure Act of 1995 engaged by the reporting entity identified in item 4 to influence the covered Federal action.
(b) Enter the full names of the individual(s) performing services, and include full address if different from 10(a). Enter Last Name, First Name, and Middle Initial (MI).
11. The certifying official shall sign and date the form, print his/her name, title, and telephone number.

According to the Paperwork Reduction Act, as amended, no persons are required to respond to a collection of information unless it displays a valid OMB control Number. The valid OMB control number for this information collection is OMB No. 0348-0046. Public reporting burden for this collection of information is estimated to average 10 minutes per response, including time for reviewing instructions, searching existing data sources, gathering and maintaining the data needed, and completing and reviewing the collection of information. Send comments regarding the burden estimate or any other aspect of this collection of information, including suggestions for reducing this burden, to the Office of Management and Budget, Paperwork Reduction Project (0348-0046), Washington, DC 20503

Approved by OMB
0348-0046

Disclosure of Lobbying Activities

Complete this form to disclose lobbying activities pursuant to 31 U.S.C. 1352
(See reverse for public burden disclosure)

Type of Federal Action: _____ a. contract _____ b. grant _____ c. cooperative agreement _____ d. loan _____ e. loan guarantee _____ f. loan insurance		Status of Federal Action: _____ a. bid/offer/application _____ b. initial award _____ c. post-award		Report Type: _____ a. initial filing _____ b. material change	
Name and Address of Reporting Entity: _____ Prime _____ Sub-awardee Tier _____, if Known:			If Reporting Entity in No. 4 is Sub-awardee, Enter Name and Address of Prime:		
Congressional District, if known:			Congressional District, if known:		
Federal Department/Agency:			7. Federal Program Name/Description: CFDA Number, if applicable: _____		
Federal Action Number, if known:			9. Award Amount, if known: \$		
10. a. Name and Address of Lobbying Registrant <i>(if individual, last name, first name, MI):</i>			b. Individuals Performing Services <i>(including address if different from No. 10a)</i> <i>(last name, first name, MI):</i>		
11. Information requested through this form is authorized by title 31 U.S.C. section 1352. This disclosure of lobbying activities is a material representation of fact upon which reliance was placed by the tier above when this transaction was made or entered into. This disclosure is required pursuant to 31 U.S.C. 1352. This information will be reported to the Congress semi-annually and will be available for public inspection. Any person who fails to file the required disclosure shall be subject to a civil penalty of not less than \$10,000 and not more than \$100,000 for each such failure.			Signature: _____ Print Name: _____ Title: _____ Telephone No.: _____ Date: _____		
Federal Use Only			Authorized for Local Reproduction Standard Form - LLL (Rev. 7-97)		

Bidder Shall Return Completed Form with Offer.

Local Government Officer Conflicts Disclosure Statement - OFFICE USE ONLY

LOCAL GOVERNMENT OFFICER CONFLICTS DISCLOSURE STATEMENT		FORM CIS
<p>This questionnaire reflects changes made to the law by H.B. 23, 84th Leg., Regular Session.</p> <p>This is the notice to the appropriate local governmental entity that the following local government officer has become aware of facts that require the officer to file this statement in accordance with Chapter 176, Local Government Code.</p>		<div style="border: 1px solid black; padding: 2px; text-align: center; font-weight: bold;">OFFICE USE ONLY</div> <div style="border: 1px solid black; padding: 5px; min-height: 100px;"> Date Received </div>
1	Name of Local Government Officer	
2	Office Held	
3	Name of vendor described by Sections 176.001(7) and 176.003(a), Local Government Code	
4	Description of the nature and extent of employment or other business relationship with vendor named in item 3	
5	List gifts accepted by the local government officer and any family member, if aggregate value of the gifts accepted from vendor named in item 3 exceeds \$100 during the 12-month period described by Section 176.003(a)(2)(B).	
	Date Gift Accepted _____ Description of Gift _____ Date Gift Accepted _____ Description of Gift _____ Date Gift Accepted _____ Description of Gift _____ (attach additional forms as necessary)	
6	AFFIDAVIT	
	<p>I swear under penalty of perjury that the above statement is true and correct. I acknowledge that the disclosure applies to each family member (as defined by Section 176.001(2), Local Government Code) of this local government officer. I also acknowledge that this statement covers the 12-month period described by Section 176.003(a)(2)(B), Local Government Code.</p>	
	_____ Signature of Local Government Officer	
	AFFIX NOTARY STAMP / SEAL ABOVE	
	Sworn to and subscribed before me, by the said _____, this the _____ day of _____, 20 _____, to certify which, witness my hand and seal of office.	
	_____ Signature of officer administering oath	_____ Printed name of officer administering oath
	_____ Title of officer administering oath	

Adopted 8/7/2015

Conflict of Interest Questionnaire

CONFLICT OF INTEREST QUESTIONNAIRE For vendor doing business with local governmental entity		FORM CIQ
<p>This questionnaire reflects changes made to the law by H.B. 23, 84th Leg., Regular Session.</p> <p>This questionnaire is being filed in accordance with Chapter 176, Local Government Code, by a vendor who has a business relationship as defined by Section 176.001(1-a) with a local governmental entity and the vendor meets requirements under Section 176.006(a).</p> <p>By law this questionnaire must be filed with the records administrator of the local governmental entity not later than the 7th business day after the date the vendor becomes aware of facts that require the statement to be filed. See Section 176.006(a-1), Local Government Code.</p> <p>A vendor commits an offense if the vendor knowingly violates Section 176.006, Local Government Code. An offense under this section is a misdemeanor.</p>	OFFICE USE ONLY <div style="border: 1px solid black; height: 100px; width: 100%;"></div>	
1 Name of vendor who has a business relationship with local governmental entity.		
2 <input type="checkbox"/> Check this box if you are filing an update to a previously filed questionnaire. (The law requires that you file an updated completed questionnaire with the appropriate filing authority not later than the 7th business day after the date on which you became aware that the originally filed questionnaire was incomplete or inaccurate.)		
3 Name of local government officer about whom the information in this section is being disclosed. <div style="text-align: center; margin-top: 10px;"> _____ Name of Officer </div> <p>This section (item 3 including subparts A, B, C, & D) must be completed for each officer with whom the vendor has an employment or other business relationship as defined by Section 176.001(1-a), Local Government Code. Attach additional pages to this Form CIQ as necessary.</p> <p>A. Is the local government officer named in this section receiving or likely to receive taxable income, other than investment income, from the vendor?</p> <div style="text-align: center; margin-top: 10px;"> <input type="checkbox"/> Yes <input type="checkbox"/> No </div> <p>B. Is the vendor receiving or likely to receive taxable income, other than investment income, from or at the direction of the local government officer named in this section AND the taxable income is not received from the local governmental entity?</p> <div style="text-align: center; margin-top: 10px;"> <input type="checkbox"/> Yes <input type="checkbox"/> No </div> <p>C. Is the filer of this questionnaire employed by a corporation or other business entity with respect to which the local government officer serves as an officer or director, or holds an ownership interest of one percent or more?</p> <div style="text-align: center; margin-top: 10px;"> <input type="checkbox"/> Yes <input type="checkbox"/> No </div> <p>D. Describe each employment or business and family relationship with the local government officer named in this section.</p>		
4 <div style="display: flex; justify-content: space-between; margin-top: 20px;"> <div style="width: 45%;"> _____ Signature of vendor doing business with the governmental entity </div> <div style="width: 45%;"> _____ Date </div> </div>		

Adopted 8/7/2015

Bidder Shall Return Completed Form with Offer.

Good Faith Effort (GFE) Determination Checklist

This information must be submitted with your bid.

Bidder intends to utilize subcontractors/subconsultants in the fulfillment of this contract (if awarded).

☐ Yes ☐ No

Instructions: In order to determine if a “Good Faith Effort” was made in soliciting HUBs for subcontracting opportunities, the following checklist and supporting documentation shall be completed by the Prime Contractor/Consultant, and returned with the Prime Contractor/ Consultant’s bid. This list contains the **minimum** efforts that should be put forth by the Prime Contractor/Consultant when attempting to achieve or exceed the goals of HUB Subcontractor participation. The Prime Contractor/Consultant may extend his/her efforts in soliciting HUB Subcontractor participation beyond what is listed below.

Did the Prime Contractor/Consultant . . .

- | | | |
|------------------------------|-----------------------------|---|
| <input type="checkbox"/> Yes | <input type="checkbox"/> No | 1. To the extent practical, and consistent with standard and prudent industry standards, divide the contract work into the smallest feasible portions, to allow for maximum HUB Subcontractor participation? |
| <input type="checkbox"/> Yes | <input type="checkbox"/> No | 2. Notify in writing a reasonable number of HUBs, allowing sufficient time for effective participation of the planned work to be subcontracted? |
| <input type="checkbox"/> Yes | <input type="checkbox"/> No | 3. Provide HUBs that were genuinely interested in bidding on a subcontractor, adequate information regarding the project (i.e., plans, specifications, scope of work, bonding and insurance requirements, and a point of contact within the Prime Contractor/Consultant’s organization)? |
| <input type="checkbox"/> Yes | <input type="checkbox"/> No | 4. Negotiate in good faith with interested HUBs, and not reject bids from HUBs that qualify as lowest and responsive bidders? |
| <input type="checkbox"/> Yes | <input type="checkbox"/> No | 5. Document reasons HUBs were rejected? Was a written rejection notice, including the reason for rejection, provided to the rejected HUBs? |
| <input type="checkbox"/> Yes | <input type="checkbox"/> No | 6. If Prime Contractor/Consultant has zero (0) HUB participation, please explain the reasons why. |

**If “No” was selected, please explain and include any pertinent documentation with your bid.
If necessary, please use a separate sheet to answer the above questions.**

Printed Name of Authorized Representative

Signature

Title

Date

Bidder Shall Return Completed Form with Offer.

Notice of Intent (NOI) to Subcontract with Historically Underutilized Business (HUB)

This information must be submitted with your bid.

Bidder intends to utilize subcontractors/subconsultants in the fulfillment of this contract (if awarded).

☐ Yes ☐ No

Instructions for Prime Contractor/Consultant: Bidder shall submit this form with the bid; however, the information below may be submitted after contract award, but prior to beginning performance on the contract. Please submit one form for each HUB Subcontractor/Subconsultant with proper signatures, per the terms and conditions of your contract.

Contractor Name: _____ HUB: ☐ Yes ☐ No

Address: _____

Street	City	State	Zip

Phone (with area code): _____ Fax (with area code): _____

Project Title & No.: _____

Prime Contract Amount: \$

HUB Subcontractor Name: _____

HUB Status (Gender & Ethnicity): _____

Certifying Agency: ☐ Tx. Bldg & Procurement Comm. ☐ Jefferson County ☐ Tx Unified Certification Prog.

Address: _____

Street	City	State	Zip
--------	------	-------	-----

Phone (with area code): _____ Fax (with area code): _____

Proposed Subcontract Amount: \$ _____ Percentage of Prime Contract: _____ %

Description of Subcontract Work to be Performed:

Printed Name of Contractor Representative	Signature of Representative	Date
---	-----------------------------	------

Printed Name of HUB	Signature of Representative	Date
---------------------	-----------------------------	------

NOTE: NOTHING ON THIS NOTICE OF INTENT FORM IS INTENDED TO CONFER ANY RIGHTS, EXPRESSED OR IMPLIED, TO ANY THIRD PARTIES.

Pre-Approval for Subcontractor Substitutions must be obtained from the Jefferson County Purchasing Agent's Representative. The "HUB Subcontractor/Subconsultant Change Form" must be completed and faxed to 409-835-8456.

Bidder Shall Return Completed Form with Offer.

Historically Underutilized Business (HUB) Subcontracting Participation Declaration Form

PAGE 1 OF 4

This information must be submitted with your bid.

Bidder intends to utilize subcontractors/subconsultants in the fulfillment of this contract (if awarded).

☐ Yes ☐ No

Prime Contractor: _____ HUB: ☐ Yes ☐ No

HUB Status (Gender & Ethnicity): _____

Address: _____

Street City State Zip

Phone (with area code): _____ Fax (with area code): _____

Project Title & No.: _____ IFB/RFP No.: _____

Total Contract: \$ _____ Total HUB Subcontract(s): \$ _____

Construction HUB Goals: 12.8% MBE:: _____ % 12.6% WBE: _____ %

Sub-goals: 1.7 African-American, 9.7% Hispanic, 0.7% Native American, 0.8% Asian American.
Use these goals as a guide to diversify.

FOR HUB OFFICE USE ONLY:

Verification date HUB Program Office reviewed and verified HUB Sub information Date: _____ Initials: _____

PART I. HUB SUCONTRACTOR DISCLOSURE

HUB Subcontractor Name: _____

HUB Status (Gender & Ethnicity): _____

Certifying Agency: ☐ Texas Bldg & Procurement Comm. ☐ Texas Unified Certification Prog.

Address: _____

Street	City	State	Zip

Contact person: _____ Title: _____

Phone (with area code): _____ Fax (with area code): _____

Proposed Subcontract Amount: \$ _____ Percentage of Prime Contract: _____ %

Description of Subcontract Work to be Performed: _____

Bidder Shall Return Completed Form with Offer.

Historically Underutilized Business (HUB) Subcontracting Participation Declaration Form

PAGE 4 OF 4

Subcontractor Name: _____

Address: _____

Street City State Zip

Contact person: _____ Title: _____

Phone (with area code): _____ Fax (with area code): _____

Proposed Subcontract Amount: \$ _____ Percentage of Prime Contract: _____ %

Description of Subcontract Work to be Performed: _____

Subcontractor Name: _____

Address: _____

Street	City	State	Zip
--------	------	-------	-----

Contact person: _____ Title: _____

Phone (with area code): _____ Fax (with area code): _____

Proposed Subcontract Amount: \$ _____ Percentage of Prime Contract: _____ %

Description of Subcontract Work to be Performed: _____

I hereby certify that I have read the *HUB Program Instructions and Information*, truthfully completed all applicable parts of this form, and **attached any necessary support documentation as required**. I fully understand that intentionally falsifying information on this document may result in my not receiving a contract award or termination of any resulting contract.

Name (print or type): _____

Title: _____

Signature: _____

Date: _____

E-mail address:

Contact person that will be in charge of invoicing for this project:

Name (print or type): _____

Title: _____

Date: _____

E-mail address:

Bidder Shall Return Completed Form with Offer.

Residence Certification/Tax Form

Pursuant to Texas Government Code §2252.001 *et seq.*, as amended, Jefferson County requests Resident Certification. §2252.001 *et seq.* of the Government Code provides some restrictions on the awarding of governmental contracts; pertinent provisions of §2252.001 are stated below:

- (3) "Nonresident bidder" refers to a person who is not a resident.
- (4) "Resident bidder" refers to a person whose principal place of business is in this state, including a contractor whose ultimate parent company or majority owner has its principal place of business in this state.

- ☐ I certify that _____ [company name] is a Resident Bidder of Texas as defined in Government Code §2252.001.
- ☐ I certify that _____ [company name] is a Nonresident Bidder as defined in Government Code §2252.001 and our principal place of business is _____ (city and state).

Taxpayer Identification Number (T.I.N.):	
Company Name submitting bid/proposal:	
Mailing address:	
If you are an individual, list the names and addresses of any partnership of which you are a general partner:	

Property: List all taxable property owned by you or above partnerships in Jefferson County.

Jefferson County Tax Acct. No.*	Property address or location**

* This is the property amount identification number assigned by the Jefferson County Appraisal District.

** For real property, specify the property address or legal description. For business property, specify the address where the property is located. For example, office equipment will normally be at your office, but inventory may be stored as a warehouse or other location.

Bidder Shall Return Completed Form with Offer.

House Bill 89 Verification

I, _____, the undersigned representative of (company or business name) _____
(heretofore referred to as company) being an adult over the age of eighteen (18) years of age, after being duly sworn by the undersigned notary, do hereby depose and verify under oath that the company named above, under the provisions of Subtitle F, Title 10, Government Code Chapter 2270:

1. Does not boycott Israel currently; and
2. Will not boycott Israel during the term of the contract.

Pursuant to Section 2270.001, Texas Government Code:

1. "Boycott Israel" means refusing to deal with, terminating business activities with, or otherwise taking any action that is intended to penalize, inflict economic harm on, or limit commercial relations specifically with Israel, or with a person or entity doing business in Israel or in an Israeli-controlled territory, but does not include an action made ordinary business purposes; and

2. "Company" means a for-profit sole proprietorship, organization, association, corporation, partnership, joint venture, limited partnership, limited liability partnership, or an limited liability company, including a wholly owned subsidiary, majority-owned subsidiary, parent company or affiliate of those entities or business association that exist to make a profit.

Signature of Company Representative

Date

On this _____ day of _____, 20____, personally appeared

_____, the above named person, who after by me being duly sworn, did swear and confirm that the above is true and correct.

Notary Seal

Notary Signature

Date

Bidder Shall Return Completed Form with Offer.

Senate Bill 252 Certification

On this day, I, Deborah L. Clark, Purchasing Agent for Jefferson County, Texas, pursuant to Texas Government Code, Chapter 2252, Section 2252.152 and Section 2252.153, certify that I did review the website of the Comptroller of the State of Texas concerning the listing of companies that is identified under Section 806.051, Section 807.051, or Section 2253.253 and I have ascertained that the below named company is not contained on said listing of companies which do business with Iran, Sudan, or any Foreign Terrorist Organization.

Company Name

IFB/RFP/RFQ number

Certification check performed by:

Purchasing Representative

Date

Bidder Shall Return Completed Form with Offer.

Bid Affidavit

The undersigned certifies that the bid prices contained in this bid have been carefully reviewed and are submitted as correct and final. Bidder further certifies and agrees to furnish any and/or all commodities upon which prices are extended at the price offered, and upon the conditions contained in the specifications and the Notice to Bidders.

STATE OF _____ COUNTY OF _____

BEFORE ME, the undersigned authority, a Notary Public in and for the State of _____,

on this day personally appeared _____, who
(name)

after being by me duly sworn, did depose and say:

"I, _____ am a duly authorized officer of/agent
(name)

for _____ and have been duly authorized to execute the
(name of firm)

foregoing on behalf of the said _____.
(name of firm)

I hereby certify that the foregoing bid has not been prepared in collusion with any other bidder or other person or persons engaged in the same line of business prior to the official opening of this bid. Further, I certify that the bidder is not now, nor has been for the past six (6) months, directly or indirectly concerned in any pool or agreement or combination, to control the price of services/commodities bid on, or to influence any person or persons to bid or not to bid thereon."

Name and address of bidder: _____

Fax: _____ Telephone# _____

by: _____ Title: _____
(print name)

Signature: _____

SUBSCRIBED AND SWORN to before me by the above-named

_____ on

this the _____ day of _____, 20____.

Notary Public in and for
the State of _____

Bidder Shall Return Completed Form with Offer.

Bidder: Arkitektura Development, Inc.		Cost Per Each
Bid Item No. 1	Demolition and debris removal of one-story wood frame residential structures on concrete blocks/piers/beams and non-demolition related debris removal;	\$6,777.00
Bid Item No. 2	Demolition and debris removal of one-story wood frame or brick veneer residential structures on concrete slab and non-demolition related debris removal;	\$8,777.00
Bid Item No. 3	Demolition and debris removal of two-story wood frame residential structures on concrete blocks/piers/beams and non-demolition related debris removal;	\$10,777.00
Bid Item No. 4	Demolition and debris removal of two-story wood frame or brick veneer residential structures on concrete slab and non-demolition related debris removal;	\$11,777.00

Arkitektura Development, Inc.

236 Ibis Street

Webster, Texas 77598

Contact Person: Phillip Contreras

condq1@yahoo.com

832-385-0106 office

281-957-9192 alt. phone



Mailing Address:
P.O. Box 20658
Beaumont, Texas 77720-0658

11/11/20

(409) 842-8181
(409) 842-2274
setex@setexconstruction.com
setexconstruction.com

Deb Clark
Jefferson County
1149 Pearl St.
Beaumont, Texas

Project: "J.C. Ford Park Fencing Delta Repairs"

Subject: "Proposal "

General Contracting

Dear Ms. Clark

Job Order Contracting

We are pleased to submit our proposal utilizing our 15/041JN-11-2015 Choice Partners JOC Texas Contract based on local CCI and our coefficient of .89.

Facilities Maintenance

Proposal Recap:

- Replace posts as needed
- Rehang portions of Pod C-9, A-4, A-3 fencing fabric and rails

Commercial

Industrial

Proposal Cost	\$ 23,043.77
Bond (if applicable)	\$ 576.09
Total Price	\$ 23,619.87

Government

Exclusions:

Unforeseen items beyond specified scope listed above, overtime, and liquidated damages.

Healthcare

We estimate approximately **ten (10)** working days to complete upon material delivery

Infrastructure

This pricing is based on recommended work hours of Monday thru Friday 7:00 am to 5:00 pm. Once accepted this proposal turns into a lump sum contract. Please contact us at 409-842-8181 at your convenience to discuss this estimate.

Corporate

Respectfully submitted,
SETEX Facilities & Maintenance, LLC.

Education

Michael Waidley
Project Manager

ATTEST:

Carolyn L. Guidry
Carolyn L. Guidry, County Clerk

cc: SETEX/file
20-0120

Performing Arts

Historical

JEFFERSON COUNTY, TEXAS

Jeff Branick, County Judge





Preliminary Estimate, by estimates

Lester Renfrow

SETEX Facilities and Maintenance, LLC

20/017MR-17 - Choice Partners (JOC - IDIQ) Normal - Basic Contract Year -

2/26/2020 to 2/25/2021

J.C. Ford Park Fencing Delta Repairs - 20-0120

Estimator: Lester Renfrow

pod a3-a4-c9

Division Summary (MF04)

01 - General Requirements	\$2,375.36	26 - Electrical	
02 - Existing Conditions	\$5,670.22	27 - Communications	
03 - Concrete	\$3,612.00	28 - Electronic Safety and Security	
04 - Masonry		31 - Earthwork	
05 - Metals		32 - Exterior Improvements	\$12,978.59
06 - Wood, Plastics, and Composites		33 - Utilities	
07 - Thermal and Moisture Protection		34 - Transportation	
08 - Openings		35 - Waterway and Marine Transportation	
09 - Finishes		41 - Material Processing and Handling Equipment	
10 - Specialties		44 - Pollution Control Equipment	
11 - Equipment		46 - Water and Wastewater Equipment	
12 - Furnishings		48 - Electric Power Generation	\$15,677.48
13 - Special Construction		Alternate	
14 - Conveying Equipment		Trades	
21 - Fire Suppression		Assemblies	
22 - Plumbing		FMR	
23 - Heating, Ventilating, and Air-Conditioning (HVAC)		MF04 Total (Without totalling components)	\$40,313.65
25 - Integrated Automation			

Totalling Components

Priced Line Items	\$40,313.65
RSMeans BEAUMONT, TX CCI 2020Q3, 85.10%	\$6,006.73
2015 Choice Partners JOC SETEX Texas Normal (-11.0000%)	\$3,773.76

Material, Labor, and Equipment Totals (No Totalling Components)

Material:	\$10,412.54
Labor:	\$20,119.39
Equipment:	\$9,781.72
Other:	\$0.00
Laborhours:	293.99
Green Line Items:0	\$0.00

Priced/Non-Priced

Total Priced Items:	26	\$40,313.65	
Total Non-Priced Items:	0	\$0.00	0.00%
	26	\$40,313.65	

Grand Total \$23,043.77

Estimator: Lester Renfrow

Preliminary Estimate, by estimates

pod a3-a4-c9

Item	Description	UM	Quantity	Unit Cost	Total	Book
01 - General Requirements						
1	01-54-33-20-4880-3 Rent per week for rent loader, skid steer, wheeled, 10 CF, 30 HP 2 = 2.00	Ea.	2.0000	\$556.68	\$1,113.36	RSM20FAC L, E, O&P
2	01-54-36-50-1400 Mobilization or demobilization, delivery charge for equipment, hauled on 20-ton capacity towed trailer 2 = 2.00	Ea.	2.0000	\$631.00	\$1,262.00	RSM20FAC L, E, B
01 - General Requirements Total						\$2,375.36
02 - Existing Conditions						
3	02-41-13-62-1000 Selective demolition, chain link fences & gates, fence, posts, steel in concrete A-4	Ea.	33.0000	\$25.00	\$825.00	RSM20FAC L, E, O&P
4	02-41-13-62-1000 Selective demolition, chain link fences & gates, fence, posts, steel in concrete C-9	Ea.	33.0000	\$25.00	\$825.00	RSM20FAC L, E, O&P
5	02-41-13-62-1000 Selective demolition, chain link fences & gates, fence, posts, steel in concrete A-3	Ea.	20.0000	\$25.00	\$500.00	RSM20FAC L, E, O&P
6	02-41-13-62-1100 Selective demolition, chain link fences & gates, fence, fabric & accessories, fabric, to 8' high C-9	L.F.	318.0000	\$2.47	\$785.46	RSM20FAC L, E, O&P
7	02-41-13-62-1100 Selective demolition, chain link fences & gates, fence, fabric & accessories, fabric, to 8' high A-3	L.F.	190.0000	\$2.47	\$469.30	RSM20FAC L, E, O&P
8	02-41-13-62-1100 Selective demolition, chain link fences & gates, fence, fabric & accessories, fabric, to 8' high A-4	L.F.	318.0000	\$2.47	\$785.46	RSM20FAC L, E, O&P
9	02-41-19-19-0840 Selective demolition, rubbish handling, dumpster, 40 C.Y., 10 ton capacity, weekly/Week rental, includes one dump per week, cost to be added to demolition cost 1 = 1.00	Week	1.0000	\$850.00	\$850.00	RSM20FAC M, O&P
10	02-41-19-19-2045 Selective demolition, rubbish handling, 0'-100' haul, load, haul, dump and return, wheeled, cost to be added to demolition cost 10 = 10.00	C.Y.	10.0000	\$43.00	\$430.00	RSM20FAC L, O&P
11	02-41-19-19-2045-2085 Selective demolition, rubbish handling, haul and return, add per each extra 100' haul, wheeled, cost to be added to demolition cost (Modified using 02-41-19-19-2085) 10 = 10.00	C.Y.	10.0000	\$20.00	\$200.00	RSM20FAC L, O&P
02 - Existing Conditions Total						\$5,670.22
03 - Concrete						

Preliminary Estimate, by estimates

Estimator: Lester Renfrow

pod a3-a4-c9

Alternate	Item	Description	UM	Quantity	Unit Cost	Total	Book
	21	32-31-13-66-0120 Fence, chain link, top rail, rail tubing, galvanized, 1-5/8" x 21' x 0.065 wall, swedge inc. hardware A-3 existing top rail	L.F.	190.0000	\$9.51	\$1,806.90 CUSTOM L.E. O&P	P
	22	32-31-13-66-0120 Fence, chain link, top rail, rail tubing, galvanized, 1-5/8" x 21' x 0.065 wall, swedge inc. hardware A-4 existing top rail	L.F.	318.0000	\$9.51	\$3,024.18 CUSTOM L.E. O&P	P
	23	32-31-13-66-0120 Fence, chain link, top rail, rail tubing, galvanized, 1-5/8" x 21' x 0.065 wall, swedge inc. hardware C-9 existing top rail	L.F.	318.0000	\$9.51	\$3,024.18 CUSTOM L.E. O&P	P
	24	32-31-13-68-0310 Fence, chain link, fabric, steel, galvanized, 9 ga., 2" mesh, 8' H, includes hardware A-4 reuse existing fabric	L.F.	318.0000	\$9.47	\$3,011.46 CUSTOM L.E. O&P	P
	25	32-31-13-68-0310 Fence, chain link, fabric, steel, galvanized, 9 ga., 2" mesh, 8' H, includes hardware A-3 reuse existing fabric	L.F.	190.0000	\$9.47	\$1,799.30 CUSTOM L.E. O&P	P
	26	32-31-13-68-0310 Fence, chain link, fabric, steel, galvanized, 9 ga., 2" mesh, 8' H, includes hardware C-9 reuse existing fabric	L.F.	318.0000	\$9.47	\$3,011.46 CUSTOM L.E. O&P	P
	Alternate Total						\$15,677.48

Estimate Grand Total

23,043.77



Jefferson County Courthouse
1149 Pearl Street
Beaumont, TX 77701

County of Jefferson
1149 Pearl Street
Beaumont, TX

Opp/Job ID 384690

Section: Section 2

Size: 35,801 Sq/Ft

Serviceman Chad Merritt

Proposal Date: 11/02/2020



Please check next to the deficiencies you authorize for repair, then total, sign, and date where indicated

Deficiencies

1



Base flashing failure (Emergency) - 10/28/2020

Quantity: 200 LF

Deficiency: The existing base flashing have failed and are in need of replacement.

Corrective Action: The existing base flashing will be repaired as needed. New base flashings shall be installed as needed with same type membrane as existing in accordance with manufacturers specifications.

Estimated Repair Cost: \$5,265.00

2



Field-Punctures, cracks, splits (Emergency) - 10/28/2020

Quantity: 20 EA

Deficiency: There are punctures, cracks or splits in the roofing membrane which allows water into the roof system and/or building.

Corrective Action: Remove loose or damaged materials. Provide and install compatible material in accordance with the manufacturer's specifications

Estimated Repair Cost: \$3,495.00



Jefferson County Courthouse
1149 Pearl Street
Beaumont, TX 77701

County of Jefferson
1149 Pearl Street
Beaumont, TX

Opp/Job ID 384690

Section: Section 2 (continued)

Size: 35,801 Sq/Ft

Serviceman Chad Merritt

Proposal Date: 11/02/2020



Please check next to the deficiencies you authorize for repair, then total, sign, and date where indicated

Deficiencies

3



Field-fishmouths, voids, dry laps (Emergency) - 10/28/2020

Quantity: 365 SF

Deficiency: There are fish-mouths, voids and/or dry laps.

Corrective Action: Cut away loose membrane until well adhered membrane is reached. Install an overlay patch of modified bitumen APP or SBS smooth or granulated as required.

Estimated Repair Cost: \$4,275.00

4



Base flashing failure (Emergency) - 10/28/2020

Quantity: 40 LF

Deficiency: The existing base flashing have failed and are in need of replacement.

Corrective Action: The existing base flashing will be removed as needed. New base flashings shall be installed with same type membrane as existing in accordance with manufacturers specifications.

Estimated Repair Cost: \$1,055.00



Jefferson County Courthouse
1149 Pearl Street
Beaumont, TX 77701

County of Jefferson
1149 Pearl Street
Beaumont, TX

Opp/Job ID 384690

Section: Section 2 (continued)

Size: 35,801 Sq/Ft

Serviceman Chad Merritt

Proposal Date: 11/02/2020



Please check next to the deficiencies you authorize for repair, then total, sign, and date where indicated

Deficiencies

5



Metal coping-reattachment (Emergency) - 10/28/2020

Quantity: 200 LF

Deficiency: Metal coping attachment is inadequate.

Corrective Action: The copings will be removed and reinstalled over the cleat, fastened with stainless steel grommetted fasteners, 12" o.c on the back of the coping.

Estimated Repair Cost: \$3,190.00

6



Metal coping-replacement (Emergency) - 10/28/2020

Quantity: 60 LF

Deficiency: Missing or damaged metal coping.

Corrective Action: Provide and install stainless steel metal coping over cleat, fastened with stainless steel grommetted fasteners, 12" OC on the back of the coping.

Estimated Repair Cost: \$5,795.00



Jefferson County Courthouse
1149 Pearl Street
Beaumont, TX 77701

County of Jefferson
1149 Pearl Street
Beaumont, TX

Opp/Job ID 384690

Section: Section 2 (continued)

Size: 35,801 Sq/Ft

Serviceman Chad Merritt

Proposal Date: 11/02/2020



Please check next to the deficiencies you authorize for repair, then total, sign, and date where indicated

Deficiencies

7



Punctures, rips or tears (Emergency) - 10/28/2020

Quantity: 250 SF

Deficiency: It is observed that there is a hole in the membrane allowing for water to enter the roof system. This can be from foot traffic or other trades working on the roof.

Corrective Action: Provide and repair using compatible material per the manufacturer's specifications.

Estimated Repair Cost: \$2,875.00

8



Insulation replacement (Emergency) - 11/02/2020

Quantity: 7520 SF

Deficiency: The existing insulation is either wet, damaged or missing and in need of replacement.

Corrective Action: New insulation same in type and thickness will be installed to match existing.

Estimated Repair Cost: \$76,895.00



Jefferson County Courthouse
1149 Pearl Street
Beaumont, TX 77701

County of Jefferson
1149 Pearl Street
Beaumont, TX

Opp/Job ID 384690

Section: Section 2 (continued)

Size: 35,801 Sq/Ft

Serviceman Chad Merritt

Proposal Date: 11/02/2020



PAYMENT TERMS

AUTHORIZATION TO PROCEED

Signature: _____ Date: _____ \$ \$102,845.00

Printed Name: _____ PO # _____

See Attached Terms and Conditions


*Please sign and date, then fax to: 251-378-5636
Or scan and email to: servicecenter@nationsroof.com*

REMOVE & REPLACE

ROOF MAINTENANCE

REPAIRS

11085 Pearl St



October 28, 2020


Commissioner Brent Weaver
Jefferson County Commissioners Court
1149 Pearl Street, 4th Floor
Beaumont, Texas 77701

Dear Commissioner Weaver,

On behalf of BASF TOTAL Petrochemicals, please accept the enclosed donation check for the Jefferson County Veterans Park. We appreciate having the Park near our facility and realize the benefits it provides for our community. I am confident the Park will use the funds for much needed equipment and supplies.

I regret I could not present the check in person, but COVID precautions still prevail. Please share my thanks and appreciation with the County Judge and Commissioners.

All My Best,



Carol Hebert
Manager, Community & Government Affairs

00069859

DOCUMENT NO	INV DATE	INVOICE NO	GROSS AMOUNT	DISCOUNT AMOUNT	NET AMOUNT
1700010175	10/08/2020	JEFFERSON COUN20	3,000.00	0.00	3,000.00
Annual donation to Veterans Park					
Date 10/14/2020			3,000.00	0.00	3,000.00

Direct Payment Your Account with us 1482597 Payment Amount BASF TOTAL Petrochemicals LLC
 Inquiries to Payment Document 1080078099 *****3,000.00* USD 100 Park Ave
 (973) 245-5530 Hold Code 39 Carol Hebert Florham Park, NJ 07932-0685

REMOVE DOCUMENT ALONG THIS PERFORATION

THIS DOCUMENT IS PRINTED IN TWO COLORS. DO NOT ACCEPT UNLESS BLUE AND BURGUNDY ARE PRESENT.

BASF TOTAL Petrochemicals LLC
 100 Park Ave
 Florham Park, NJ 07932-0685

50-
1937/213

No. 00069859

DATE
10 14 2020

*** THREE THOUSAND USD ***

\$*****3,000.00*

PAY TO THE ORDER OF
 JEFFERSON COUNTY
 1149 PEARL ST-14TH FL
 BEAUMONT TX 77701-0000

Carl Bosch

JPMORGAN CHASE BANK
 Syracuse, NY

VOID AFTER 90 DAYS

⑈00069859⑈ ⑆021309379⑆

323187382⑈

PGM: GMCOMMV2	DATE 11-17-2020	PAGE: 1
NAME	AMOUNT	CHECK NO. TOTAL
JURY FUND		
JUSTICE OF THE PEACE, PCT. 1, PL. 2	22.00	477170
ROAD & BRIDGE PCT.#1		22.00**
ENTERGY	584.41	477110
ROAD & BRIDGE PCT.#2		584.41**
CITY OF NEDERLAND	63.42	477093
DYNAMIC POWER SYSTEM, INC.	430.50	477096
ENTERGY	565.94	477110
MID-COUNTY ALTERNATOR	145.00	477124
MUNRO'S	20.46	477127
OFFICE DEPOT	29.22	477132
SMART'S TRUCK & TRAILER, INC.	52.01	477149
S.E. TEXAS BUILDING SERVICE	346.66	477150
AT&T	104.85	477155
VULCAN MATERIALS CO.	3,006.08	477165
DEVALD DIESEL SERVICES INC	373.18	477240
		5,137.32**
ROAD & BRIDGE PCT. # 3		
ABLE FASTENER, INC.	282.27	477072
SPIDLE & SPIDLE	3,666.10	477075
AUDILET TRACTOR SALES	99.00	477080
BEAUMONT TRACTOR COMPANY	46.66	477085
CERTIFIED LABORATORIES	327.70	477091
EASTEX RUBBER & GASKET	515.60	477098
FARM & HOME SUPPLY	87.54	477101
W.W. GRAINGER, INC.	499.36	477106
GULF COAST AUTOMOTIVE, INC.	120.67	477108
MUNRO'S	98.55	477127
OFFICE DEPOT	351.74	477132
PHILPOTT MOTORS, INC.	112.08	477137
W. JEFFERSON COUNTY M.W.D.	32.81	477166
SUPERIOR SUPPLY & STEEL	985.06	477173
MODICA BROS. TIRES & WHEELS	65.89	477182
WESTEND HARDWARE CO	7.56	477184
LOWE'S HOME CENTERS, INC.	468.81	477186
ATTABOY TERMITE & PEST CONTROL	41.25	477205
NORTHERN TOOL AND EQUIPMENT	493.86	477220
A-1 MAIDA FENCE COMPANY	175.00	477237
CINTAS CORPORATION	381.38	477245
O'REILLY AUTO PARTS	42.97	477253
		8,901.86**
ROAD & BRIDGE PCT.#4		
SPIDLE & SPIDLE	2,762.94	477075
BEAUMONT TRACTOR COMPANY	92.26	477085
RB EVERETT & COMPANY, INC.	197.54	477100
OFFICE DEPOT	397.12	477132
PARTS EXCHANGE COMPANY, INC.	445.00	477136
SMART'S TRUCK & TRAILER, INC.	119.32	477149
SOUTHEAST TEXAS WATER	14.33	477154
W. JEFFERSON COUNTY M.W.D.	109.94	477166
ON TIME TIRE	70.00	477222
		4,208.45**
ENGINEERING FUND		
VERIZON WIRELESS	201.05	477176
		201.05**
PARKS & RECREATION		
ABLE FASTENER, INC.	54.25	477072
ENTERGY	1,392.09	477110
MUSTANG RENTAL SERVICES	1,006.47	477128
RITTER @ HOME	15.44	477140
W. JEFFERSON COUNTY M.W.D.	55.34	477166
LOWE'S HOME CENTERS, INC.	85.16	477186
JEFFERSON COUNTY CREDIT CARDS	387.98	477216
ALL TERRAIN EQUIPMENT CO	32.00	477251
		3,028.73**
GENERAL FUND		

PGM: GMCOMMV2	DATE 11-17-2020	AMOUNT	CHECK NO.	PAGE: 2 76 TOTAL
P DEAN BRINKLEY		79.00	477214	79.00*
TAX OFFICE				
OFFICE DEPOT		988.59	477132	
SOUTHEAST TEXAS WATER		162.25	477152	
UNITED STATES POSTAL SERVICE		1,438.80	477178	
JEFFERSON COUNTY CREDIT CARDS		457.98	477216	
RT LAWRENCE CORPORATION		7,558.54	477223	
ALLISON GETZ		45.00	477239	10,651.16*
COUNTY HUMAN RESOURCES				
MOORMAN & ASSOCIATES, INC.		1,020.00	477125	
UNITED STATES POSTAL SERVICE		2.93	477178	
SIERRA SPRING WATER CO. - BT		28.77	477180	
SOUTHEAST TEXAS OCCUPATIONAL MEDICI		365.00	477244	1,416.70*
AUDITOR'S OFFICE				
OFFICE DEPOT		239.26	477132	
UNITED STATES POSTAL SERVICE		5.96	477178	
CANDACE PLESSALA		134.55	477203	379.77*
COUNTY CLERK				
OFFICE DEPOT		213.52	477132	
UNITED STATES POSTAL SERVICE		191.45	477178	
RICOH USA INC		492.83	477227	897.80*
COUNTY JUDGE				
KEVIN PAULA SEKALY PC		500.00	477147	
UNITED STATES POSTAL SERVICE		3.80	477178	
LEXISNEXIS- ACCURINT		93.73	477208	
JEFFERSON COUNTY CREDIT CARDS		50.00	477216	
JOSHUA C HEINZ		500.00	477224	
JAN GIROUARD & ASSOCIATES LLC		600.00	477242	1,747.53*
RISK MANAGEMENT				
UNITED STATES POSTAL SERVICE		5.08	477178	5.08*
COUNTY TREASURER				
UNITED STATES POSTAL SERVICE		71.09	477178	71.09*
PRINTING DEPARTMENT				
OLMSTED-KIRK PAPER		1,062.73	477133	1,062.73*
PURCHASING DEPARTMENT				
BEAUMONT ENTERPRISE		2,222.88	477099	
UNITED STATES POSTAL SERVICE		71.86	477178	2,294.74*
GENERAL SERVICES				
B&L MAIL PRESORT SERVICE		1,290.35	477081	
CASH ADVANCE ACCOUNT		25.00	477117	
TIME WARNER COMMUNICATIONS		2,442.76	477157	
TEXAS WILDLIFE DAMAGE MGMT FUND		2,700.00	477160	
ADVANCED STAFFING		97.50	477168	
LEXISNEXIS- ACCURINT		94.73	477208	6,650.34*
DATA PROCESSING				
JEFFERSON COUNTY CREDIT CARDS		299.70	477216	299.70*
VOTERS REGISTRATION DEPT				
ADVANCED STAFFING		624.00	477168	
UNITED STATES POSTAL SERVICE		154.46	477178	778.46*
ELECTIONS DEPARTMENT				

PGM: GMCOMMV2	DATE 11-17-2020	PAGE: 3
NAME	AMOUNT	CHECK NO. TOTAL
OFFICE DEPOT	144.10	477132
UNITED STATES POSTAL SERVICE	36.00	477178
CAROLYN GUIDRY	534.23	477195
JEFFERSON COUNTY CREDIT CARDS	474.94	477216
FREDRICK C CRIBBS II	67.45	477236
		1,256.72*
DISTRICT ATTORNEY		
UNITED STATES POSTAL SERVICE	213.31	477178
CELLEBRITE INC	2,098.00	477211
		2,311.31*
DISTRICT CLERK		
ART SIGNS & DECALS	50.00	477079
OFFICE DEPOT	538.30	477132
TRI-CITY COFFEE SERVICE	221.10	477162
UNITED STATES POSTAL SERVICE	628.26	477178
		1,437.66*
CRIMINAL DISTRICT COURT		
DAVID GROVE	8,750.00	477077
DAVID W BARLOW	4,375.00	477083
DOUGLAS M. BARLOW, ATTORNEY AT LAW	2,206.25	477084
DONALD W. DUESLER & ASSOC.	8,750.00	477095
EDWARD B. GRIPON, M.D., P.A.	2,975.00	477107
MARSHA NORMAND	8,750.00	477129
KEVIN PAULA SEKALY PC	8,750.00	477147
KEVIN S. LAINE	2,437.50	477169
UNITED STATES POSTAL SERVICE	1.68	477178
JEFFERSON COUNTY CREDIT CARDS	822.65	477216
		47,818.08*
58TH DISTRICT COURT		
SOUTHEAST TEXAS WATER	29.95	477153
UNITED STATES POSTAL SERVICE	1.00	477178
		30.95*
60TH DISTRICT COURT		
SIERRA SPRING WATER CO. - BT	38.74	477181
JEFFERSON COUNTY CREDIT CARDS	270.00	477216
		308.74*
136TH DISTRICT COURT		
UNITED STATES POSTAL SERVICE	4.19	477178
		4.19*
252ND DISTRICT COURT		
DAVID W BARLOW	4,375.00	477083
CRISTY SMITH	1,081.55	477089
ORGAIN, BELL & TUCKER	900.00	477134
MIKE VAN ZANDT	8,750.00	477164
KEVIN S. LAINE	2,437.50	477169
CHARLES ROJAS	8,750.00	477171
UNITED STATES POSTAL SERVICE	42.41	477178
SUMMER TANNER	61.20	477196
		26,397.66*
279TH DISTRICT COURT		
MARVA PROVO	1,500.00	477138
NATHAN REYNOLDS, JR.	100.00	477139
LEXIS-NEXIS	80.00	477179
TONYA CONNELL TOUPS	500.00	477201
JONATHAN L. STOVALL	200.00	477218
MATUSKA LAW FIRM	100.00	477232
THE PARDUE LAW FIRM, PLLC	860.00	477268
		3,340.00*
317TH DISTRICT COURT		
ALISA RAUMAKER, CSR	171.60	477078
CATHERINE BRUNEY	700.00	477115
OFFICE DEPOT	30.02	477132
MARVA PROVO	700.00	477138
NATHAN REYNOLDS, JR.	150.00	477139

PGM: GMCOMMV2	DATE 11-17-2020	PAGE: 4
NAME	AMOUNT	CHECK NO. TOTAL
CHARLES ROJAS	450.00	477171
JOEL WEBB VAZQUEZ	3,750.00	477191
PATRICIA VELASCO	2,465.42	477241
MELISSA NAIL	177.40	477246
ALICIA K HALL PLLC	200.00	477269
		8,794.44*
JUSTICE COURT-PCT 1 PL 1		
UNITED STATES POSTAL SERVICE	40.48	477178
LEXISNEXIS- ACCURINT	187.46	477208
		227.94*
JUSTICE COURT-PCT 1 PL 2		
OFFICE DEPOT	222.85	477132
UNITED STATES POSTAL SERVICE	2.00	477178
LEXISNEXIS- ACCURINT	187.46	477208
		412.31*
JUSTICE COURT-PCT 6		
UNITED STATES POSTAL SERVICE	19.28	477178
LEXISNEXIS- ACCURINT	187.46	477208
		206.74*
JUSTICE COURT-PCT 7		
BRAD BURNETT	39.05	477187
DENISE ROCCAFORTE	39.05	477199
LEXISNEXIS- ACCURINT	187.46	477208
JEFFERSON COUNTY CREDIT CARDS	31.98	477216
		297.54*
JUSTICE OF PEACE PCT. 8		
LEXISNEXIS- ACCURINT	187.46	477208
		187.46*
COUNTY COURT AT LAW NO.1		
UNITED STATES POSTAL SERVICE	2.93	477178
		2.93*
COUNTY COURT AT LAW NO. 2		
TODD W LEBLANC	500.00	477074
DONALD BOUDREAUX	250.00	477087
JOHN E MACEY ATTORNEY AT LAW PLLC	350.00	477121
MARVA PROVO	250.00	477138
JOHN D WEST	300.00	477174
UNITED STATES POSTAL SERVICE	12.15	477178
MATUSKA LAW FIRM	500.00	477232
JARED GILTHORPE	650.00	477233
		2,812.15*
COUNTY COURT AT LAW NO. 3		
DONALD BOUDREAUX	250.00	477087
MARVA PROVO	250.00	477138
UNITED STATES POSTAL SERVICE	8.38	477178
LAURIE PEROZZO	250.00	477206
TERRENCE ALLISON	250.00	477228
LAW OFFICE OF CHARLES MCINTOSH	550.00	477267
		1,558.38*
COURT MASTER		
OFFICE DEPOT	133.01	477132
UNITED STATES POSTAL SERVICE	2.00	477178
		135.01*
MEDIATION CENTER		
UNITED STATES POSTAL SERVICE	2.51	477178
		2.51*
SHERIFF'S DEPARTMENT		
CITY OF NEDERLAND	38.16	477093
FED EX	30.94	477103
FED EX	57.38	477105
ENTERGY	523.66	477110
MOORMAN & ASSOCIATES, INC.	170.00	477125

PGM: GMCOMMV2	DATE 11-17-2020	PAGE: 5
NAME	AMOUNT	CHECK NO. TOTAL
OFFICE DEPOT	190.01	477132
AT&T	139.80	477155
UNITED STATES POSTAL SERVICE	27.01	477178
FIVE STAR FEED	103.64	477189
JEFFERSON COUNTY CREDIT CARDS	100.07	477216
B&H PHOTO VIDEO PRO AUDIO	1,900.00	477226
TRANSUNION RISK AND ALTERNATIVE	575.00	477235
VECTOR SECURITY	116.55	477250
CRIME LABORATORY		3,972.22*
ACCUTOX, INC.	234.00	477071
FED EX	23.60	477104
OFFICE DEPOT	381.94	477132
OVERHEAD DOOR CO.	264.75	477135
SANITARY SUPPLY, INC.	107.55	477143
HENRY SCHEIN, INC.	164.94	477145
SOUTHEAST TEXAS WATER	154.80	477151
CAYMAN CHEMICAL COMPANY	85.00	477209
LIPOMED	88.00	477213
VECTOR SECURITY	163.80	477250
FULL SPECTRUM ANALYTICS, INC	24,888.00	477252
JAIL - NO. 2		26,556.38*
BOB BARKER CO., INC.	727.40	477082
CITY OF BEAUMONT - WATER DEPT.	16.00	477092
ECOLAB	569.90	477097
W.W. GRAINGER, INC.	45.95	477106
JACK BROOKS REGIONAL AIRPORT	280.28	477116
M&D SUPPLY	18.80	477120
MCNEILL INSURANCE AGENCY	71.00	477122
OFFICE DEPOT	801.09	477132
SANITARY SUPPLY, INC.	2,316.65	477143
SCOOTER'S LAWNMOWERS	1,324.38	477146
AT&T	30.97	477155
WORTH HYDROCHEM	342.00	477167
UNITED COMMUNICATIONS, INC.	133.00	477172
LOWE'S HOME CENTERS, INC.	67.40	477186
WORLD FUEL SERVICES	699.95	477207
JEFFERSON COUNTY CREDIT CARDS	569.99	477216
SAM'S CLUB DIRECT	418.80	477225
MATERA PAPER COMPANY INC	135.96	477229
THOMSON REUTERS-WEST	199.00	477230
GALLS LLC	5,205.00	477238
THE MONOGRAM SHOP	27.00	477248
TRINITY SERVICES GROUP INC	21,371.84	477258
VICTORY SUPPLY LLC	2,199.00	477259
SUPERIOR WASTE SOLUTIONS LLC	1,597.50	477263
JUVENILE PROBATION DEPT.		39,168.86*
FED EX	70.10	477102
UNITED STATES POSTAL SERVICE	6.87	477178
JUVENILE DETENTION HOME		76.97*
BEN E KEITH FOODS	238.00	477190
VANSCHCA SANDERS-CHEVIS	900.00	477197
AI FILTER SERVICE COMPANY	183.79	477221
CONSTABLE PCT 1		1,321.79*
UNITED STATES POSTAL SERVICE	5.87	477178
JEFFERSON COUNTY CREDIT CARDS	66.22	477216
CONSTABLE-PCT 4		72.09*
DISH NETWORK	67.63	477198
CONSTABLE-PCT 6		67.63*
OFFICE DEPOT	135.21	477132

PGM: GMCOMMV2	DATE 11-17-2020		PAGE: 6
NAME	AMOUNT	CHECK NO.	TOTAL 80
UNITED STATES POSTAL SERVICE	17.37	477178	
LEXISNEXIS- ACCURINT	188.96	477208	
COUNTY MORGUE			341.54*
PROCTOR'S MORTUARY INC	10,012.50	477210	
FORENSIC MEDICAL	77,900.00	477255	
AGRICULTURE EXTENSION SVC			87,912.50*
STARLA B. GARLICK	25.00	477073	
TCAAA	200.00	477156	
DISTRICT 9 TAE 4-HA	110.00	477183	
DAVID OATES	127.65	477243	
HEALTH AND WELFARE NO. 1			462.65*
BROUSSARD'S MORTUARY	1,500.00	477088	
CALVARY MORTUARY	1,500.00	477090	
CLAYBAR FUNERAL HOME, INC.	1,040.00	477094	
MERCY FUNERAL HOME	1,500.00	477123	
OFFICE DEPOT	40.76	477132	
TEXAS MEDICAL ASSOCIATION, INC.	386.50	477161	
UNITED STATES POSTAL SERVICE	68.84	477178	
LEXISNEXIS- ACCURINT	273.00	477208	
NUANCE COMMUNICATIONS, INC	118.50	477257	
EZE D EDE MD	2,932.58	477271	
TEXAS MEDICAL LIABILITY TRUST	2,665.50	477272	
HEALTH AND WELFARE NO. 2			12,025.68*
KIRKSEY'S SPRINT PRINTING	77.85	477118	
TEXAS MEDICAL ASSOCIATION, INC.	386.50	477161	
LEXISNEXIS- ACCURINT	273.00	477208	
JEFFERSON COUNTY CREDIT CARDS	139.86	477216	
JACK L MARCUS INC	381.53	477249	
NUANCE COMMUNICATIONS, INC	118.50	477257	
EZE D EDE MD	2,932.58	477271	
TEXAS MEDICAL LIABILITY TRUST	2,665.50	477272	
CHILD WELFARE UNIT			6,975.32*
J.C. PENNEY'S	4,261.06	477185	
MAINTENANCE-BEAUMONT			4,261.06*
M&D SUPPLY	88.07	477120	
OFFICE DEPOT	36.07	477132	
RALPH'S INDUSTRIAL ELECTRONICS	624.17	477141	
ACE IMAGEWEAR	213.94	477148	
MAINTENANCE-PORT ARTHUR			962.25*
ENTERGY	4,475.68	477110	
MAINTENANCE-MID COUNTY			4,475.68*
CITY OF NEDERLAND	29.53	477093	
ENTERGY	1,682.97	477110	
ACE IMAGEWEAR	88.33	477148	
S.E. TEXAS BUILDING SERVICE	3,698.33	477150	
TIME WARNER COMMUNICATIONS	47.00	477159	
W. JEFFERSON COUNTY M.W.D.	116.80	477166	
SERVICE CENTER			5,662.96*
SPIDLE & SPIDLE	5,639.19	477075	
HARTMANN BLDG. SPECIALITIES	170.04	477114	
M&D SUPPLY	327.24	477120	
THE MUFFLER SHOP	105.00	477126	
OFFICE DEPOT	166.47	477132	
AT&T	69.90	477155	
JEFFERSON CTY. TAX OFFICE	7.50	477175	

PGM: GMCOMMV2	DATE 11-17-2020	PAGE: 7
NAME	AMOUNT	CHECK NO. TOTAL
VOYAGER FLEET SYSTEM, INC.	15,386.93	477188
BUMPER TO BUMPER	91.17	477192
ROBERT'S TEXACO XPRESS LUBE	63.00	477204
MIGHTY OF SOUTHEAST TEXAS	190.41	477219
SOUTHEAST TEXAS PARTS AND EQUIPMENT	117.90	477231
DENNIS LOWE	390.35	477247
		22,725.10*
		340,917.50**
MOSQUITO CONTROL FUND		
CITY OF NEDERLAND	48.41	477093
ENTERGY	453.15	477110
JACK BROOKS REGIONAL AIRPORT	159.92	477116
MUNRO'S	86.09	477127
UNITED PARCEL SERVICE	1.14	477163
PARKER LUMBER	15.90	477212
O'REILLY AUTO PARTS	15.21	477253
MARSAYL MEDIA	39.00	477261
		818.82**
FEMA EMERGENCY		
SPIDLE & SPIDLE	1,458.09	477076
SANITARY SUPPLY, INC.	765.16	477144
JEFFERSON COUNTY CREDIT CARDS	1,093.96	477216
JORDYN ROBERTS	352.50	477264
TAMMY LYN SAIN	157.50	477265
		3,827.21**
J.C. FAMILY TREATMENT		
OFFICE DEPOT	45.99	477132
		45.99**
SECURITY FEE FUND		
OFFICE DEPOT	126.87	477132
GALLS LLC	130.00	477238
		256.87**
LAW LIBRARY FUND		
THOMSON REUTERS-WEST	108.00	477230
		108.00**
EMPG GRANT		
OFFICE DEPOT	133.70	477132
JEFFERSON COUNTY CREDIT CARDS	2,926.22	477216
		3,059.92**
JUVENILE PROB & DET. FUND		
VERIZON WIRELESS	65.01	477176
GRAYSON COUNTY DEPT OF JUVENILE	6,171.13	477234
		6,236.14**
GRANT A STATE AID		
GRAYSON COUNTY DEPT OF JUVENILE	12,256.78	477234
		12,256.78**
COMMUNITY SUPERVISION FND		
BOSWORTH PAPER	393.75	477086
DONNA KOUNTZ	110.23	477119
TIME WARNER COMMUNICATIONS	116.33	477158
UNITED STATES POSTAL SERVICE	93.86	477178
ORION HEALTHCARE TECHNOLOGY	3,420.00	477194
LOCAL GOVERNMENT SOLUTIONS LP	6,965.00	477202
JCCSC	625.00	477217
		11,724.17**
COMMUNITY CORRECTIONS PRG		
JEFFERSON COUNTY CREDIT CARDS	616.15	477216
		616.15**
LAW OFFICER TRAINING GRT		
OFFICE DEPOT	159.99	477132
		159.99**
COUNTY CLERK - RECORD MGT		

PGM: GMCOMMV2	DATE 11-17-2020	PAGE: 8
NAME	AMOUNT	CHECK NO. TOTAL
MANATRON	22,064.48	477200 22,064.48**
COUNTY RECORDS MANAGEMENT		
UNITED STATES POSTAL SERVICE	10.80	477178 10.80**
CJD SHERIFF GRANTS		
SUPERION LLC	62,600.00	477260 62,600.00**
CONST. PCT 1 EDUCATION		
SAM HOUSTON STATE UNIVERSITY	125.00	477142 125.00**
HOTEL OCCUPANCY TAX FUND		
AT&T	204.62	477155 204.62**
COUNTY CLERK HAVA FUND		
HART INTER CIVIC	563.90	477113
STARCO IMPEX INC	554.40	477262
SOUTHWEST TENTS INC	1,445.00	477270 2,563.30**
AIRPORT FUND		
ENTERGY	9,906.56	477112
AT&T	317.82	477155
UNITED STATES POSTAL SERVICE	3.93	477178
TITAN AVIATION FUELS	23,690.71	477254 33,919.02**
SE TX EMP. BENEFIT POOL		
NEUROMUSCULAR CORPORATE SOLUTIONS	15,223.50	477256 15,223.50**
WORKER'S COMPENSATION FD		
TRISTAR RISK MANAGEMENT	184.89	477193 184.89**
PAYROLL FUND		
JEFFERSON CTY. - FLEXIBLE SPENDING	14,093.00	477052
CLEAT	324.00	477053
JEFFERSON CTY. TREASURER	14,574.64	477054
RON STADTMUELLER - CHAPTER 13	182.31	477055
INTERNAL REVENUE SERVICE	208.00	477056
JEFFERSON CTY. ASSN. OF D.S. & C.O.	4,260.00	477057
JEFFERSON CTY. COMMUNITY SUP.	9,313.71	477058
JEFFERSON CTY. TREASURER - HEALTH	541,146.60	477059
JEFFERSON CTY. TREASURER - PAYROLL	1,855,090.99	477060
JEFFERSON CTY. TREASURER - PAYROLL	655,476.11	477061
MONEY LIFE INSURANCE OF AMERICA	72.54	477062
POLICE & FIRE FIGHTERS' ASSOCIATION	2,010.91	477063
JEFFERSON CTY. TREASURER - TCDRS	752,025.55	477064
JEFFERSON COUNTY TREASURER	2,718.83	477065
JEFFERSON COUNTY - TREASURER -	7,425.41	477066
NECHES FEDERAL CREDIT UNION	37,553.37	477067
JEFFERSON COUNTY - NATIONWIDE	82,472.05	477068
JOHN TALTON	600.00	477069
INVESCO INVESTMENT SERVICES, INC	1,444.99	477070 3,980,993.01**
ELECTION GRANT		
HART INTER CIVIC	6,500.00	477113
OFFICE DEPOT	95.94	477132 6,595.94**
MARINE DIVISION		
ENTERGY	619.09	477110
JACK BROOKS REGIONAL AIRPORT	62.92	477116
AT&T	89.56	477155
WORLD FUEL SERVICES	129.75	477207
BOEING DISTRIBUTION, INC	602.05	477266 1,503.37**
		4,528,099.29***



Resolution

STATE OF TEXAS

§
§
§

COMMISSIONERS' COURT

COUNTY OF JEFFERSON

OF JEFFERSON COUNTY, TEXAS

BE IT REMEMBERED that at an emergency meeting of the Commissioners' Court of Jefferson County, Texas, held on the 17th day of November, 2020, on motion made by Eddie Arnold, Commissioner of Precinct No. 1, and seconded by Michael Sinegal, Commissioner of Precinct No. 3, the following Resolution was adopted:

RESOLUTION TO RENEW AND EXTEND THE DISASTER DECLARATION FOR HURRICANE DELTA

WHEREAS, the Jefferson County Commissioners' Court finds that immediate action is required during times of an emergency; and

WHEREAS, the Jefferson County Commissioners' Court recognizes that the County Judge did sign a Disaster Declaration for Jefferson County on October 8, 2020; and

WHEREAS, the Jefferson County Commissioners' Court recognizes that this Disaster Declaration must be renewed pursuant to Section 418.108 (b), Government Code; and

WHEREAS, the Jefferson County Commissioners' Court recognizes that Jefferson County remains in a state of disaster as a result of the devastation created by Hurricane Delta and that the renewal of this Declaration of Disaster is necessary for the protection of life and property in Jefferson County;

NOW THEREFORE, BE IT RESOLVED that Commissioners' Court of Jefferson County, Texas, does hereby approve the renewal and extension of the Disaster Declaration entered on October 8, 2020.

SIGNED this 17th day of November, 2020.

A blue ink signature of Judge Jeff R. Branick, written over a horizontal line.

JUDGE JEFF R. BRANICK
County Judge



A blue ink signature of Eddie Arnold, written over a horizontal line.

COMMISSIONER EDDIE ARNOLD
Precinct No. 1

A blue ink signature of Michael S. Sinegal, written over a horizontal line.

COMMISSIONER MICHAEL S. SINEGAL
Precinct No. 3

A blue ink signature of Brent A. Weaver, written over a horizontal line.

COMMISSIONER BRENT A. WEAVER
Precinct No. 2

A blue ink signature of Everette D. Alfred, written over a horizontal line.

COMMISSIONER EVERETTE D. ALFRED
Precinct No. 4



Resolution

STATE OF TEXAS

§
§
§

COMMISSIONERS' COURT

COUNTY OF JEFFERSON

OF JEFFERSON COUNTY, TEXAS

BE IT REMEMBERED that at an emergency meeting of the Commissioners' Court of Jefferson County, Texas, held on the 17th day of November, 2020, on motion made by Eddie Arnold, Commissioner of Precinct No. 1, and seconded by Michael Sinegal, Commissioner of Precinct No. 3, the following Resolution was adopted:

RESOLUTION TO EXTEND DISASTER DECLARATION FOR HURRICANE LAURA

WHEREAS, the Jefferson County Commissioners' Court finds that immediate action is required during times of an emergency; and

WHEREAS, the Jefferson County Commissioners' Court recognizes that the County Judge did sign a Disaster Declaration for Jefferson County on August 23, 2020; and

WHEREAS, the Jefferson County Commissioners' Court recognizes that this Disaster Declaration must be renewed pursuant to Section 418.108 (b), Government Code; and

WHEREAS, the Jefferson County Commissioners' Court recognizes that Jefferson County remains in a state of disaster as a result of the devastation created by Hurricane Laura and that the renewal of this Declaration of Disaster is necessary for the protection of life and property in Jefferson County;

NOW THEREFORE, BE IT RESOLVED that Commissioners' Court of Jefferson County, Texas, does hereby approve the renewal and extension of the Disaster Declaration entered on August 23, 2020.

SIGNED this 17th day of November, 2020.

JUDGE JEFF R. BRANICK
County Judge



COMMISSIONER EDDIE ARNOLD
Precinct No. 1

COMMISSIONER MICHAEL S. SINEGAL
Precinct No. 3

COMMISSIONER BRENT A. WEAVER
Precinct No. 2

COMMISSIONER EVERETTE D. ALFRED
Precinct No. 4



Resolution

STATE OF TEXAS

§
§
§

COMMISSIONERS' COURT

COUNTY OF JEFFERSON

OF JEFFERSON COUNTY, TEXAS

BE IT REMEMBERED that at an emergency meeting of the Commissioners' Court of Jefferson County, Texas, held on the 17th day of November, 2020, on motion made by Eddie Arnold, Commissioner of Precinct No. 1, and seconded by Michael Sinegal, Commissioner of Precinct No. 3, the following Resolution was adopted:

WHEREAS, the Jefferson County Commissioners' Court finds that immediate action is required during times of an emergency; and

WHEREAS, the Jefferson County Commissioners' Court recognizes that the County Judge did sign a Disaster Declaration for Jefferson County on March 13, 2020; and

WHEREAS, the Jefferson County Commissioners' Court recognizes that this Disaster Declaration must be renewed pursuant to Section 418.108 (b), Government Code; and

WHEREAS, the Jefferson County Commissioners' Court recognizes that Jefferson County remains in a state of disaster as a result of the COVID-19 PANDEMIC and that the renewal of this Declaration of Disaster is necessary for the protection of life and property in Jefferson County;

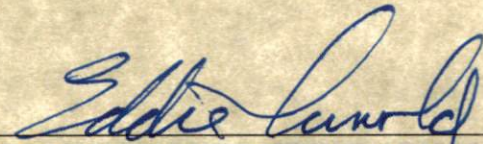
NOW THEREFORE, BE IT RESOLVED that Commissioners' Court of Jefferson County, Texas, does hereby approve the renewal and extension of the Disaster Declaration entered on March 13, 2020.

SIGNED this 17th day of November, 2020.



JUDGE JEFF R. BRANICK
County Judge





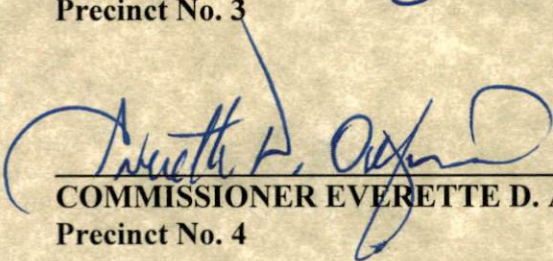
COMMISSIONER EDDIE ARNOLD
Precinct No. 1




COMMISSIONER MICHAEL S. SINEGAL
Precinct No. 3



COMMISSIONER BRENT A. WEAVER
Precinct No. 2



COMMISSIONER EVERETTE D. ALFRED
Precinct No. 4

Form #2204 Rev 9/2017 Submit to: SECRETARY OF STATE Government Filings Section P O Box 12887 Austin, TX 78711-2887 512-463-6334 FAX 512-463-5569 Filing Fee: None	<p style="text-align: right;">This space reserved for office use</p> <div style="text-align: center;">  OATH OF OFFICE </div>
--	--

IN THE NAME AND BY THE AUTHORITY OF THE STATE OF TEXAS,
 I, REGINALD C BOYKIN SR, do solemnly swear (or affirm), that I will faithfully
 execute the duties of the office of DRAINAGE DISTRICT # 3 of
 the State of Texas, and will to the best of my ability preserve, protect, and defend the Constitution and laws
 of the United States and of this State, so help me God.

Reginald C Boykin
 Signature of Officer

Certification of Person Authorized to Administer Oath

State of TEXAS

County of Jefferson

Sworn to and subscribed before me on this 10th day of November, 2020.

(Affix Notary Seal,
 only if oath
 administered by a
 notary.)

Loma George
 Signature of Notary Public or
 Signature of Other Person Authorized to Administer An
 Oath

LOMA GEORGE
 Printed or Typed Name

Form #2201 Rev. 09/2017

Submit to:

SECRETARY OF STATE

Government Filings

Section P O Box 12887

Austin, TX 78711-2887

512-463-6334

512-463-5569 - Fax

Filing Fee: None



STATEMENT OF OFFICER

Statement

I, REGINALD C. BOYKIN SR., do solemnly swear (or affirm) that I have not directly or indirectly paid, offered, promised to pay, contributed, or promised to contribute any money or thing of value, or promised any public office or employment for the giving or withholding of a vote at the election at which I was elected or as a reward to secure my appointment or confirmation, whichever the case may be, so help me God.

Title of Position to Which Elected/Appointed: DRAINAGE DISTRICT # 3

Execution

Under penalties of perjury, I declare that I have read the foregoing statement and that the facts stated therein are true.

Date: 11-10-2020

Reginald C. Boykin Sr.
Signature of Officer

ALLISON NATHAN GETZ
TAX ASSESSOR-COLLECTOR



TERRY WUENSCHERL
CHIEF DEPUTY

Tax Refund Determination

Taxpayer name: Kevin J Brown & Kara Brown
Address: 5150 Littlechase St. Beaumont, TX 77706
Account Number: 004012-000-000400-00000
Amount of Refund: \$4000.00

Upon review, by the Tax Office and Auditor's department, both agreed for placement of an agenda item on the Commissioners' Court agenda for approval as required by Tax Code Section 31.11.

Allison Nathan Getz, PCC
Tax Assessor-Collector
Jefferson County

10/28/20
Date

County Auditor employee

10/28/20
Date

Tax Refund Determination – 8/5/19

JEFFERSON COUNTY COURTHOUSE • P.O. BOX 2112 • BEAUMONT, TEXAS 77704-2112
PHONE: (409) 835-8516 • FAX: (409) 835-8589

ACCOUNT NUMBER	APPR DIST #	SUIT	DEPOSIT	RECEIPT	DATE	REMITTANCE#	STAT	AMOUNT	REFUND
UNP TOT YEAR UNIT OWNER NAME	REC TYPE	MB10232020A	20201023						REASON(S)
004012-000/000400-00000	004010000400	TL	1 10/23/2020	44651227	PA	4,000.00			
CHECK PAYEE: BROWN KEVIN J & KARA A	LOT 11 BLK 2 BELLECHASE WEST SEC 1	2-B	2-B	44651227	PA	4,000.00			
5150 LITTLECHASE ST									
BEAUMONT TX777067715									
TOTAL AMOUNT DUE FOR ACCOUNT									.00

TOTAL ALL ACCOUNTS 4,000.00

COUNT OF REFUND CHECKS 1

DUPLICATE TAX RECEIPT

90



ALLISON NATHAN GETZ, P.C.C.
JEFFERSON COUNTY TAX ASSESSOR - COLLECTOR
P.O. BOX 2112, BEAUMONT, TX 77704
EMAIL: PROPERTY@CO.JEFFERSON.TX.US
(409) 835-8516, WEBSITE: WWW.JEFFCOTAX.COM

Certified Owner:

BROWN KEVIN J & KARA A
5150 LITTLECHASE ST
BEAUMONT, TX 77706-7715

Legal Description:

LOT 11 BLK 2 BELLECHASE WEST SEC 1 PH
2-B

Parcel Address: 5150 LITTLECHASE DR
Legal Acres: 0.6491

Deposit No: MB10232020A
Validation No: 71
Account No: **004012-000/000400-00000**
Operator Code: TG

Remit Seq No: 44651227
Receipt Date: 10/23/2020
Deposit Date: 10/23/2020
Print Date: 10/28/2020

Year	Tax Unit Name	Tax Value	Tax Rate Per/100	Levy Paid	P&I	Coll Fee Paid	Total
2020	Jefferson County	508,031	0.364977	1,854.20	0.00	0.00	1,854.20
2020	Beaumont Isd	610,039	1.220450	7,445.22	0.00	0.00	7,445.22
2020	City Of Beaumont	635,039	0.710000	4,508.78	0.00	0.00	4,508.78
2020	Port Of Beaumont	508,031	0.109105	554.29	0.00	0.00	554.29
2020	Drainage District #6	508,031	0.220024	1,117.79	0.00	0.00	1,117.79
2020	Sabine-Neches Nav. Dist.	508,031	0.090426	459.39	0.00	0.00	459.39
				\$15,939.67	\$0.00	\$0.00	\$15,939.67

>---
Check Number(s):
2961

PAYMENT TYPE:

Checks: \$15,939.67

Exemptions on this property:

HOMESTEAD

Total Applied: \$15,939.67

Change Paid: \$0.00

ACCOUNT PAID IN FULL

PAYER:
BROWN KEVIN J & KARA A
5150 LITTLECHASE ST
BEAUMONT, TX 77706-7715

DUPLICATE TAX RECEIPT

91



ALLISON NATHAN GETZ, P.C.C.
JEFFERSON COUNTY TAX ASSESSOR - COLLECTOR
P.O. BOX 2112, BEAUMONT, TX 77704
EMAIL: PROPERTY@CO.JEFFERSON.TX.US
(409) 835-8516, WEBSITE: WWW.JEFFCOTAX.COM

Overpayment
31.11

Certified Owner:

BROWN KEVIN J & KARA A
5150 LITTLECHASE ST
BEAUMONT, TX 77706-7715

Legal Description:

LOT 11 BLK 2 BELLECHASE WEST SEC 1 PH
2-B

Parcel Address: 5150 LITTLECHASE DR
Legal Acres: 0.6491

Deposit No: MB10232020A
Validation No: 71
Account No: **004012-000/000400-00000**
Operator Code: TG

Remit Seq No: 44651227
Receipt Date: 10/23/2020
Deposit Date: 10/23/2020
Print Date: 10/28/2020

Year	Tax Unit Name	Tax Value	Tax Rate Per/100	Levy Paid	P&I	Coll Fee Paid	Total
2020	Overpay	0	0.000000	0.00	0.00	0.00	4,000.00
				\$0.00	\$0.00	\$0.00	\$4,000.00

>--
Check Number(s):
2961

PAYMENT TYPE:

Checks: \$4,000.00

Exemptions on this property:

HOMESTEAD

Total Applied: \$4,000.00

Change Paid: \$0.00

PAYER:
BROWN KEVIN J & KARA A
5150 LITTLECHASE ST
BEAUMONT, TX 77706-7715

KEVIN BROWN
KARA BROWN
5150 LITTLECHASE ST.
BEAUMONT, TX 77706

88-1198
1131 8

2961

DATE 10/20/2020

PAY TO
THE ORDER OF

Allison Nathan Setz, PCC \$ 19,939.67
nineteenthousand nine hundred thirty nine & 67/100



CommunityBank
OF TEXAS

www.communitybankoftx.com

MEMO 004012-000/000400-000000

Kara Brown

MP

SPECIALTY GRAY

PLEASE DETACH AND RETURN THIS PORTION WITH YOUR PAYMENT. DO
NOT STAPLE OR MAIL PHOTOCOPIES.

MAILED 10/21/2014

ALLISON NATHAN GETZ, PCC
TAX ASSESSOR- COLLECTOR

Jefferson County
PO Box 2112
Beaumont, TX 77704

Scan QR Code to access account



Pay by E-CHECK or CREDIT CARD
by Internet at WWW.JEFFCOTAX.COM
or Phone 1-866-549-1010
Bureau Code 2228888
Credit/Debit card payments will incur a
separate charge for the vendor fee.

PID	ACCOUNT NUMBER	AMOUNT PAID
7823	004012-000/000400-00000	15,939.67



CHANGE OF ADDRESS

Address: _____
Address: _____
City: _____
State & Zip: _____

35946
881502

BROWN KEVIN J & KARA A
5150 LITTLECHASE ST
BEAUMONT TX 77706-7715



00401200000040000000 2020 CNN 0001593967 0001593967 0001705545 8

STATE OF TEXAS

§
§
§

INTERLOCAL COOPERATION

COUNTY OF LIBERTY

AGREEMENT

This INTERLOCAL COOPERATION AGREEMENT (the "Agreement") is made and entered into by and between the COUNTY OF LIBERTY, a political subdivision of the State of Texas ("COUNTY"), JEFFERSON COUNTY, a political subdivision of the State of Texas ("CONTRACTOR"), and LASALLE CORRECTIONS LLC, operator of the Jefferson County Downtown Jail, whose headquarters is located at 26228 Ranch Rd. 12, Dripping Springs, Texas 78620 ("OPERATOR"). COUNTY, CONTRACTOR, and OPERATOR may hereafter be referred to singularly as a "Party" or collectively as the "Parties." This Agreement is entered into by the Parties pursuant to authority granted under the Interlocal Cooperation Act, Texas Government Code Chapter 791.

WITNESSETH

WHEREAS, COUNTY is seeking to provide for the housing and care of certain inmates of COUNTY;

WHEREAS, CONTRACTOR currently has excess capacity and the ability to provide housing and care for such inmates at the Jefferson County Downtown Jail ("Facility") located at 1001 Pearl Street, Beaumont, Texas 77701 and which is managed and operated by OPERATOR and OPERATOR is CONTRACTOR'S agent for purposes of this Agreement; and

WHEREAS, the Parties desire to enter into this Agreement pursuant to which CONTRACTOR will provide detention services for inmates of COUNTY at the Facility operated and managed by OPERATOR.

NOW, THEREFORE, in consideration of the mutual covenants and agreements stated herein, the Parties agree as follows:

ARTICLE I **PURPOSE**

- 1.01 The purpose of this Agreement is to establish the terms and conditions under which CONTRACTOR will provide to COUNTY detention services for COUNTY inmates at the Facility managed and operated by OPERATOR.

ARTICLE II **TERM**

- 2.01 The term ("Initial Term") of this Agreement shall commence on the date of the last signatory hereto and shall terminate one year from the commencement date. COUNTY and CONTRACTOR may renew the Agreement on an annual basis for four (4) additional one (1) year periods commencing on the termination date of

the Initial Term. The Agreement shall renew automatically upon the expiration of the current term unless either COUNTY or CONTRACTOR provides the other Party with written notice of its desire not to renew the Agreement. Such notice shall be provided at least ninety (90) days prior to the expiration of the current term. All agreements between the Parties are set out in this Agreement and no oral agreements which are not contained in this Agreement will be enforceable against any Party.

- 2.02 Notwithstanding Article II, Section 2.01 hereof, this Agreement will terminate in the event sufficient funds are not appropriated by the Liberty County Commissioners Court to meet the COUNTY'S fiscal obligations herein, or if sufficient funds are not appropriated by the Jefferson County Commissioners Court to meet the CONTRACTOR'S service obligations agreed hereto in any fiscal year. In such event, the terminating Party agrees to give the non-terminating Party sixty (60) days' written notice prior to such termination.
- 2.03 The Parties hereby agree that, notwithstanding any other language to the contrary herein, either COUNTY or CONTRACTOR may terminate this Agreement with or without cause by giving to the other Party thirty (30) days' written notice of its intention to terminate.

ARTICLE III **DESIGNATED REPRESENTATIVES**


- 3.01 COUNTY hereby appoints Bobby Rader, Sheriff, Liberty County Sheriff's Office, as its designated representative under this Agreement.
- 3.02 CONTRACTOR hereby appoints Sheriff Zena Stephens, as its designated representative under this Agreement.
- 3.03 OPERATOR hereby appoints Tim Kurpiewski, CFO as its designated representative under this Agreement.
- 3.04 A Party may change its designated representatives at any time by providing the other Parties with written notice of the change pursuant to Article XII, Section 12.01 hereinbelow.

ARTICLE IV **CONTRACTOR OBLIGATIONS**

- 4.01 CONTRACTOR and OPERATOR agree to accept and provide for the secure custody, care, transportation, and safekeeping of inmates of COUNTY in accordance with state and local law, including the minimum standards promulgated by the Texas Commission on Facility Standards ("Center Commission"). The Parties agree that any inmate of COUNTY shall be eligible for incarceration at the Facility under this Agreement provided that the incarceration of such inmate is in accordance with the standards under the

Facility Commission approved custody assessment system in place at the Facility. CONTRACTOR understands and agrees that COUNTY shall have sole discretion as to the number of inmates of COUNTY to send to the Facility, including whether to send any inmates at all, and that COUNTY does not guarantee a minimum number of inmates to be housed in the Facility under this Agreement.

- 4.02 CONTRACTOR through OPERATOR shall provide housing, care, meals, and routine medical services for such inmates on the same basis as it provides for its own inmates confined in the Facility, subject to the terms and conditions of this Agreement. Routine medical services provided to COUNTY'S inmates shall also be in accordance with CONTRACTOR'S Health Services Plan for CONTRACTOR'S inmates as required by Texas Administrative Code, Title 37, Part 9, Chapter 273, Rule 273.2.
- 4.03 CONTRACTOR through OPERATOR agrees that it will be responsible for the transportation of inmates of the COUNTY (2) two times per week, if needed, and any additional transportation will be billed at the rate of \$.50 per mile and \$20.00 per guard hour. COUNTY will provide a minimum 24-hour notice of the total number and identity of all inmates to be transported, both regular scheduled and special transports if possible. COUNTY will also provide 24-hour notice if no transports are needed for regular transport. Transportation of inmates of COUNTY will include but not limited to transportation of inmates to and from the Facility, to and from court proceedings and hearings; transportation of inmates to the Texas Department of Criminal Justice, Institutional Division, for confinement; and/or transportation of inmates to and from COUNTY for any purpose, including non-routine medical services not covered by this Agreement, as provided in Article IV, Section 4.04 below.
- 4.04 CONTRACTOR agrees to provide reasonable medical services to inmates of COUNTY only as follows:
 - (a) CONTRACTOR through OPERATOR shall provide routine medical services to inmates of COUNTY in the Facility, including on-site sick call (provided by on-site staff) and non-prescription, over-the-counter/non-legend and routine drugs and medical supplies; and
 - (b) CONTRACTOR through OPERATOR shall provide non-routine medical services to inmates of COUNTY, which are necessitated by an emergency or by a life threatening medical situation, including ambulance transportation or emergency flight if required at the cost of COUNTY.

 In the event an inmate of COUNTY requires medical services other than those described in subparagraph (a) hereinabove, including but not limited to dental, optical services, mental health services, prescription drugs and treatments, CONTRACTOR agrees to contact COUNTY'S Designated Representative to advise the Designated Representative of the County: (i) the identity of the

COUNTY inmate; (ii) the type of the medical services and/or treatments CONTRACTOR has determined the COUNTY inmate requires; (iii) any services or treatments the COUNTY inmate has received at the Facility in connection with the illness or condition for which CONTRACTOR is contacting COUNTY'S Designated Representative; (iv) a contact name and telephone number for the representative with OPERATOR that determined the medical services and/or treatments are necessary for the COUNTY inmate; and (v) the arrangements which have been made to transport the COUNTY inmate back to Liberty County to receive the medical services and/or treatments. In addition, should a COUNTY inmate be hospitalized for any reason at a non-Liberty County Facility, CONTRACTOR shall provide COUNTY with the information required in items (i) through (v) herein as well as a contact name and telephone number for a representative at the medical facility treating the COUNTY inmate that is familiar with the COUNTY inmate's condition.

- 4.05 CONTRACTOR and OPERATOR understand that the detention services to be provided under this Agreement include only basic custodial care and supervision, and do not include any special educational, vocational, or other programs.
- 4.06 CONTRACTOR reserves the right for CONTRACTOR and/or OPERATOR to review the background of inmates sought to be transferred to the Facility, and COUNTY agrees to cooperate with and provide information reasonably requested regarding any such inmate. CONTRACTOR reserves the right to refuse in writing acceptance of any such inmate if, in the reasonable judgment of CONTRACTOR'S Designated Representative, a particular inmate's behavior, medical, or psychological condition, or other circumstances of reasonable concern, makes the inmate unacceptable for incarceration in the Facility.
- 4.07 CONTRACTOR and OPERATOR further agree that should a prisoner be injured while being housed by CONTRACTOR, that CONTRACTOR and/or OPERATOR will within ten (10) hours notify COUNTY of said injury and provide COUNTY with copies of all incident reports relating to the injury.
- 4.08 OPERATOR shall be fully responsible and liable to COUNTY and CONTRACTOR for all suits, claims, losses, and expenses, including reasonable attorney's fees, arising out of OPERATOR'S performance or nonperformance of the services and duties herein stated, but only in regard to the actual holding and incarceration of prisoners in the Facility and including the transfer of prisoners to and from the Facility unless transported by COUNTY.
- 4.09 **INDEMNIFICATION.** AS OPERATOR BENEFITS FINANCIALLY FROM THE TERMS OF THIS AGREEMENT, OPERATOR AGREES TO DEFEND, HOLD HARMLESS, AND INDEMNIFY CONTRACTOR and COUNTY AND THEIR OFFICIALS, EMPLOYEES, AGENTS, AND REPRESENTATIVES FROM AND AGAINST ANY AND ALL CLAIMS, DAMAGES, DEMANDS, LOSSES, COSTS, ASSESSMENTS AND EXPENSES, INCLUDING ATTORNEYS' FEES AND COURT COSTS (COLLECTIVELY, THE "LIABILITIES"), INCURRED OR

SUFFERED BY CONTRACTOR and COUNTY AND THEIR OFFICIALS, EMPLOYEES, AGENTS, AND REPRESENTATIVES THAT ARISE OUT OF OR RESULT FROM ANY CAUSE OR CLAIM OR ANY NEGLIGENT OR WRONGFUL ACT OR FAILURE TO ACT BY OPERATOR OR ITS OFFICERS, EMPLOYEES, AGENTS OR REPRESENTATIVES, OR ITS SUBCONTRACTORS OR ASSIGNS, FOR LIABILITIES THAT ARISE OR RESULT FROM THE ACTS OR OMISSIONS OF OPERATOR IN ITS OPERATION OF THE FACILITY UNDER THE OPERATION AGREEMENT OR THIS AGREEMENT. THIS INDEMNITY SHALL NOT COVER ANY LIABILITIES, CLAIMS, DAMAGES, LOSSES, OR EXPENSES, INCLUDING ATTORNEYS' FEES CAUSED BY, OR RESULTING FROM, LIABILITIES THAT ARE ATTRIBUTABLE SOLELY TO THE GROSS NEGLIGENT ACTS OR OMISSIONS OF COUNTY OR CONTRACTOR OR THEIR OFFICIALS EMPLOYEES, AGENTS OR REPRESENTATIVES OR ANY LEGAL ENTITY FOR WHOSE NEGLIGENT ACTION OR OMISSION COUNTY OR CONTRACTOR MAY BE LIABLE.

- 4.10 CONTRACTOR shall require OPERATOR to maintain, at a minimum the insurance set out in Article VIII below.

ARTICLE V **PAYMENT FOR SERVICES**

- 5.01 COUNTY agrees to pay CONTRACTOR a per-diem rate for detention services under this Agreement in the amount of SIXTY DOLLARS (\$60.00) for each inmate for each day that detention services are provided. The Parties agree that a portion of any day shall be computed as a full day under this Agreement, and subject to the per diem rate, only on the day of arrival of the inmate to the Facility. COUNTY shall not be responsible for any pro-rated per diem fees for any partial day that includes the day of departure of any inmate.
- 5.02 COUNTY understands and acknowledges that only routine medical services, as described in Article IV, Section 4.04(a) hereinabove, are included in the per diem rate for detention services provided under this Agreement, and that reasonable medical expenses for services that are required to be provided pursuant to Article IV, Section 4.04(b) above shall be the responsibility of COUNTY.
- 5.03 CONTRACTOR and/or OPERATOR agrees to issue a monthly invoice to COUNTY addressed to the Liberty County Auditor, with a copy to COUNTY'S Designated Representative. Such statement shall detail the amount of compensation due and expenses incurred that are the responsibility of COUNTY under this Agreement as well as the period of time for which the invoice applies. The invoice submitted by CONTRACTOR hereunder shall be paid in accordance with Government Code Chapter 2251. If any amount set out in any invoice is disputed by COUNTY, then COUNTY agrees to notify CONTRACTOR in writing of the disputed amount, and the basis for the dispute, within fifteen (15) days of receipt of such invoice. The Parties agree that only payment of the disputed

amount may be retained by COUNTY until the disputed matter is resolved, and that payment of the undisputed balance must be paid in accordance with this Article V, Section 5.03.

- 5.04 Payments by COUNTY to CONTRACTOR for the detention services provided under this Agreement must be made from current revenues available to COUNTY. The payment of funds under any provision of this Agreement by COUNTY is contingent upon an appropriation by COUNTY to cover the provisions of the Agreement. Neither COUNTY, its elected officials, employees, agents, attorneys, nor any other individual acting on behalf of COUNTY may make any representation or warranty as to whether any appropriation will, from time to time, be made by the governing body of COUNTY. The failure of COUNTY to appropriate sufficient funds will not cause COUNTY to be in default under this Agreement, and CONTRACTOR'S sole and exclusive remedy shall be to terminate this Agreement.

ARTICLE VI

RECORDS

- 6.01 COUNTY agrees to provide CONTRACTOR and/or OPERATOR with copies of all inmate classifications and detention records applicable to each inmate that is to be detained at the Facility under this Agreement as well as any medical records or other relevant information in the possession of COUNTY for each such inmate, including information regarding any special medication, diet, or exercise regimen applicable to each such inmate.
- 6.02 CONTRACTOR and/or OPERATOR agrees to provide COUNTY with copies of any records or reports maintained by CONTRACTOR that are applicable to the particular inmate of COUNTY relating to that inmate's detention at the Facility under this Agreement.
- 6.03 The Parties agree that neither CONTRACTOR nor OPERATOR shall be responsible for the computation or processing of any inmate's time of confinement, including, but not limited to, computation of good time awards/credits and discharge dates. In addition, CONTRACTOR shall not be responsible for paperwork arrangements for any inmate that is to be transferred to the Texas Department of Criminal Justice, Institutional Division. All of the foregoing recordkeeping and/or paperwork requirements shall continue to be the responsibility of COUNTY.
- 6.04 COUNTY agrees to comply with all of CONTRACTOR'S booking procedures. CONTRACTOR and/or OPERATOR hereby agree to furnish COUNTY with a copy of those procedures on, or prior to, execution of this Agreement by CONTRACTOR.

ARTICLE VII **PREA COMPLIANCE**

- 7.01 CONTRACTOR IS OBLIGATED TO ADOPT AND OPERATOR IS OBLIGATED TO COMPLY WITH THE PRISON RAPE ELIMINATION ACT (PREA) STANDARDS. CONTRACTOR AND OPERATOR SHALL ALLOW LIBERTY COUNTY SHERIFF'S OFFICE (BCSO) CONTRACT MONITORING TO ENSURE THAT THE CONTRACTOR AND OPERATOR ARE COMPLYING WITH THE PREA STANDARDS. ALL INMATES HAVE A RIGHT TO BE SAFE AND FREE FROM SEXUAL ASSAULT, SEXUAL HARASSMENT, AND STAFF SEXUAL MISCONDUCT. FAILURE TO ADOPT AND COMPLY WITH THE PREA STANDARDS SHALL RESULT IN TERMINATION OF THIS AGREEMENT.

ARTICLE VIII **INSURANCE**

- 8.01 OPERATOR and its subcontractors shall procure, pay for, and maintain during the term of this Agreement:

Commercial General Liability insurance for amounts not less than:

- 1) Premises/Operations
- 2) Independent Contractors
- 3) Products/Completed Operations
- 4) Personal Injury
- 5) Contractual Liability
- 6) Explosion/Collapse/Underground Property Damage (where applicable)

\$2,000,000	General Aggregate
\$2,000,000	Products/Completed Operations Aggregate
\$1,000,000	Personal Injury per occurrence
\$1,000,000	Each Occurrence

COUNTY shall be named an additional insured.

Automobile liability insurance (owned/leased, hired, borrowed, and non-owned) not less than ONE MILLION DOLLARS (\$1,000,000.00), Combined Single Limit. COUNTY shall be named as an additional insured on this policy.

Statutory workers' compensation insurance with a waiver of subrogation in favor of COUNTY.

Employer's Liability insurance with limits of liability not less than:

\$500,000	Each Accident
\$500,000	Policy Limit for Disease
\$500,000	Each Employee for Disease

Professional Liability with limits of liability not less than:
 \$1,000,000 Per Claim
 \$2,000,000 Annual Aggregate

- 8.02 OPERATOR shall provide COUNTY with Certificates of Insurance and copies of endorsements prior to the execution of this Agreement evidencing that the stated coverages have been obtained.
- 8.03 When there is a cancellation, non-renewal or material change in coverage which is not made pursuant to a request by COUNTY, OPERATOR shall notify the COUNTY of such and shall give such notices not less than thirty (30) days prior to the change, if OPERATOR knows of said change in advance, or ten (10) days' notice after the change, if OPERATOR did not know of the change in advance. Such notice must be accompanied by a replacement Certificate of Insurance. All notices shall be given to the COUNTY representative.
- 8.04 In addition to any other remedies, COUNTY may have upon OPERATOR'S failure to provide and maintain any insurance or policy endorsements to the extent and within the time herein required, COUNTY shall have the right to withhold any payment(s) which become due to OPERATOR hereunder until OPERATOR demonstrates compliance with the requirements hereof.
- 8.05 Nothing herein contained shall be construed as limiting in any way the extent to which OPERATOR may be held responsible for payments of damages to persons or property resulting from OPERATOR'S or its subcontractor's performance of the services covered under this Agreement.
- 8.06 It is agreed that OPERATOR'S insurance shall be deemed primary with respect to any insurance or self-insurance carried by COUNTY for liability of OPERATOR arising out of operations under this Agreement.
- 8.07 Nothing herein shall reduce or alter any obligation of OPERATOR to indemnify, defend or hold harmless the Indemnified Parties identified in Section 4.09. OPERATOR'S obligations for loss or damage arising out of the OPERATOR'S services or operations are not limited to the types or amounts of insurance set forth herein. Losses not covered by the insurance required hereunder shall be paid by OPERATOR.

ARTICLE IX

TEXAS LAW TO APPLY

9.01 This Agreement shall be construed under and in accordance with the laws of the State of Texas, and exclusive venue for any proceeding shall be in Liberty County, Texas.

ARTICLE X

LEGAL CONSTRUCTION

10.01 In case any one or more of the provisions contained in this Agreement shall for any reason be held to be invalid, illegal, or unenforceable in any respect, such invalid, illegal, or unenforceable provision shall not affect any other provisions hereof and this Agreement shall be construed as if such invalid, illegal, or unenforceable provision had never been contained herein.

ARTICLE XI AMENDMENTS

11.01 No amendment, modification, or alteration of the terms hereof shall be binding unless in writing, dated subsequent to the date of this Agreement and duly authorized by the governing bodies of COUNTY, CONTRACTOR, and OPERATOR.

ARTICLE XII

NOTICES

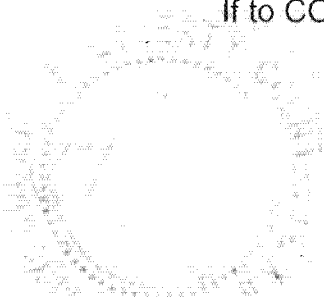
12.01 All notices to be given under this Agreement shall be in writing and shall either be personally served against a written receipt therefor or given by certified or registered mail, return receipt requested, postage prepaid and addressed to the proper party at the address which appears below or at such other address as the Parties may designate. All notices given by mail shall be deemed to have been given three (3) days after the time of deposit in the United States mail and shall be effective from such date.

If to County: Liberty County Judge
Honorable - Jay Knight
1923 SAM HOUSTON RM 201
LIBERTY, TX 77575

With copy to: Liberty County Sheriff
Bobby Rader
2400 Beaumont Ave,
Liberty, TX 77575

If to CONTRACTOR

Honorable Jeff Branick
Jefferson County Judge
1149 Pearl Street
Beaumont, Texas 77701



If to OPERATOR:

Tim Kurpiewski
LaSalle Southwest Corrections
26228 Ranch Rd. 12,
Dripping Springs, Texas 78620

ARTICLE XIII **ASSIGNMENT**

- 13.01 No Party may assign its rights, privileges, or obligations under this Agreement, in whole or in part, without the written consent of the other Parties. Any attempt to assign without such approval shall be void.

ARTICLE XIV **COMPLIANCE WITH LAWS AND ORDINANCES**

- 14.01 The Parties hereby agree to comply with all federal, state, and local laws and ordinances applicable to the services to be performed under this Agreement.

ARTICLE XV **PRIOR AGREEMENTS SUPERSEDED**

- 15.01 This Agreement constitutes the sole and only agreement of the Parties hereto and supersedes all prior understandings or written or oral agreements between the Parties regarding the subject matter of the Agreement.

ARTICLE XVI **MULTIPLE COUNTERPARTS**

- 16.01 This Agreement may be executed in counterparts by the Parties hereto and each counterpart, when so executed and delivered, shall constitute an original instrument and such separate counterparts shall constitute but one and the same instrument.

ARTICLE XVII **PARTIES BOUND**

- 17.01 This Agreement shall be binding upon and inure only to the benefit of the Parties hereto and their respective successors and assigns where permitted by this Agreement. There are no third-party beneficiaries to this Agreement.

EXECUTED IN TRIPLICATE ORIGINALS, EACH OF WHICH SHALL HAVE THE
FULL FORCE AND EFFECT OF AN ORIGINAL, ON THIS THE 10th DAY
OF November, 2020.

COUNTY OF LIBERTY

By: _____

Jay Knight
County Judge

ATTEST:

County Clerk

APPROVED:

By: _____

Bobby Rader
County Sheriff

JEFFERSON COUNTY

By: _____

JEFF BRANICK
County Judge

ATTEST:

County Clerk

APPROVED:

By: _____

ZENA STEPHENS
County Sheriff



LASALLE CORRECTIONS, INC

By: _____
Name: _____
Title: _____
Date: _____

CANVASS OF NOVEMBER 3, 2020, GENERAL ELECTION

I, JEFF Branick, County Judge of Jefferson County, Texas, met with the Commissioners' Court sitting as the canvassing board to canvass the General Election of November 3, 2020, on November 17, 2020, at Beaumont, Texas.

I certify that the figures on the tally sheets correspond with the figures on the returns.

Witness my hand this the 17th day of November, 2020.



Presiding Officer of Canvassing Authority

Judge Jeff Branick, County Judge

JEFFERSON COUNTY, TEXAS

Canvass Report — Total Voters — Unofficial
Jefferson County — General, Joint and Special Election — November 03, 2020

11/12/2020 05:36 PM
 Precincts Reporting 139 of 139 = 100.00%

Page 1 of 117

Total Number of Voters : 95,469 of 150,690 = 63.35%

Precinct	Absentee Ballots Cast	Early Ballots Cast	Election Ballots Cast	Total Ballots Cast	Registered Voters	Percent Turnout	No Candidate for Race	Totals
1	0	0	0	0	1868	00.00%	0	0
2	0	0	0	0	1085	00.00%	0	0
3	0	0	0	0	2165	00.00%	0	0
4	0	0	0	0	1500	00.00%	0	0
5	0	0	0	0	1600	00.00%	0	0
6	0	0	0	0	1322	00.00%	0	0
7	0	0	0	0	1458	00.00%	0	0
8	0	0	0	0	898	00.00%	0	0
9 01	0	0	0	0	3523	00.00%	0	0
9 02	0	0	0	0	240	00.00%	0	0
10	0	0	0	0	814	00.00%	0	0
11	0	0	0	0	445	00.00%	0	0
12	0	0	0	0	509	00.00%	0	0
13	0	0	0	0	380	00.00%	0	0
14	0	0	0	0	1528	00.00%	0	0
15	0	0	0	0	1351	00.00%	0	0
16	0	0	0	0	488	00.00%	0	0
17	0	0	0	0	2650	00.00%	0	0
18	0	0	0	0	1536	00.00%	0	0
19	0	0	0	0	1611	00.00%	0	0
20	0	0	0	0	1309	00.00%	0	0
21	0	0	0	0	307	00.00%	0	0
22	0	0	0	0	4464	00.00%	0	0
23	0	0	0	0	2113	00.00%	0	0
24	0	0	0	0	547	00.00%	0	0
25	0	0	0	0	2248	00.00%	0	0
26 01	0	0	0	0	2344	00.00%	0	0
26 02	0	0	0	0	503	00.00%	0	0
27	0	0	0	0	1479	00.00%	0	0
28 01	0	0	0	0	549	00.00%	0	0
28 02	0	0	0	0	296	00.00%	0	0
28 03	0	0	0	0	40	00.00%	0	0
29	0	0	0	0	1854	00.00%	0	0
30	0	0	0	0	1185	00.00%	0	0
31 01	0	0	0	0	2	00.00%	0	0
31 02	0	0	0	0	1242	00.00%	0	0
31 03	0	0	0	0	0	00.00%	0	0
32	0	0	0	0	264	00.00%	0	0
33 01	0	0	0	0	2472	00.00%	0	0
33 02	0	0	0	0	11	00.00%	0	0

Canvass Report — Total Voters — Unofficial
Jefferson County — General, Joint and Special Election — November 03, 2020

11/12/2020 05:36 PM
 Precincts Reporting 139 of 139 = 100.00%

Page 2 of 117

Total Number of Voters : 95,469 of 150,690 = 63.35%

Precinct	Absentee Ballots Cast	Early Ballots Cast	Election Ballots Cast	Total Ballots Cast	Registered Voters	Percent Turnout	No Candidate for Race	Totals
34	0	0	0	0	1632	00.00%	0	0
35	0	0	0	0	1037	00.00%	0	0
36	0	0	0	0	1631	00.00%	0	0
37	0	0	0	0	2586	00.00%	0	0
38 01	0	0	0	0	768	00.00%	0	0
38 02	0	0	0	0	1333	00.00%	0	0
39	0	0	0	0	1948	00.00%	0	0
40	0	0	0	0	3029	00.00%	0	0
41	0	0	0	0	195	00.00%	0	0
42 01	0	0	0	0	2413	00.00%	0	0
42 02	0	0	0	0	54	00.00%	0	0
43 01	0	0	0	0	2025	00.00%	0	0
43 02	0	0	0	0	291	00.00%	0	0
43 03	0	0	0	0	0	00.00%	0	0
44	0	0	0	0	760	00.00%	0	0
45	0	0	0	0	1281	00.00%	0	0
46	0	0	0	0	1282	00.00%	0	0
47	0	0	0	0	1521	00.00%	0	0
48	0	0	0	0	1054	00.00%	0	0
49	0	0	0	0	524	00.00%	0	0
50	0	0	0	0	2526	00.00%	0	0
51	0	0	0	0	463	00.00%	0	0
52	0	0	0	0	503	00.00%	0	0
53	0	0	0	0	1495	00.00%	0	0
54	0	0	0	0	545	00.00%	0	0
55	0	0	0	0	428	00.00%	0	0
56	0	0	0	0	3224	00.00%	0	0
57	0	0	0	0	824	00.00%	0	0
58	0	0	0	0	61	00.00%	0	0
59	0	0	0	0	1180	00.00%	0	0
60 01	0	0	0	0	3256	00.00%	0	0
60 02	0	0	0	0	78	00.00%	0	0
61 01	0	0	0	0	486	00.00%	0	0
61 02	0	0	0	0	1420	00.00%	0	0
62	0	0	0	0	2889	00.00%	0	0
63	0	0	0	0	1459	00.00%	0	0
64	0	0	0	0	804	00.00%	0	0
65	0	0	0	0	1769	00.00%	0	0
66 01	0	0	0	0	294	00.00%	0	0
66 02	0	0	0	0	164	00.00%	0	0

Canvass Report — Total Voters — Unofficial Jefferson County — General, Joint and Special Election — November 03, 2020

Page 3 of 117

11/12/2020 05:36 PM
Precincts Reporting 139 of 139 = 100.00%

Total Number of Voters : 95,469 of 150,690 = 63.35%

Precinct	Absentee Ballots Cast	Early Ballots Cast	Election Ballots Cast	Total Ballots Cast	Registered Voters	Percent Turnout	No Candidate for Race	Totals
66 03	0	0	0	0	285	00.00%	0	0
66 04	0	0	0	0	62	00.00%	0	0
66 05	0	0	0	0	653	00.00%	0	0
67	0	0	0	0	2381	00.00%	0	0
68	0	0	0	0	2461	00.00%	0	0
69	0	0	0	0	3360	00.00%	0	0
70 01	0	0	0	0	662	00.00%	0	0
70 02	0	0	0	0	1847	00.00%	0	0
70 03	0	0	0	0	0	00.00%	0	0
71 01	0	0	0	0	104	00.00%	0	0
71 02	0	0	0	0	1	00.00%	0	0
72	0	0	0	0	2716	00.00%	0	0
73	0	0	0	0	2414	00.00%	0	0
74	0	0	0	0	2940	00.00%	0	0
75	0	0	0	0	1133	00.00%	0	0
76	0	0	0	0	1083	00.00%	0	0
77	0	0	0	0	1478	00.00%	0	0
78	0	0	0	0	1963	00.00%	0	0
79	0	0	0	0	2114	00.00%	0	0
80 01	0	0	0	0	266	00.00%	0	0
80 02	0	0	0	0	0	00.00%	0	0
81	0	0	0	0	851	00.00%	0	0
82	0	0	0	0	2597	00.00%	0	0
83	0	0	0	0	1229	00.00%	0	0
84	0	0	0	0	1303	00.00%	0	0
85	0	0	0	0	1284	00.00%	0	0
86	0	0	0	0	1388	00.00%	0	0
87	0	0	0	0	1239	00.00%	0	0
88	0	0	0	0	1388	00.00%	0	0
89	0	0	0	0	492	00.00%	0	0
90 01	0	0	0	0	35	00.00%	0	0
90 02	0	0	0	0	8	00.00%	0	0
91 01	0	0	0	0	599	00.00%	0	0
91 02	0	0	0	0	103	00.00%	0	0
92	0	0	0	0	1247	00.00%	0	0
93	0	0	0	0	812	00.00%	0	0
94	0	0	0	0	2078	00.00%	0	0
95 01	0	0	0	0	168	00.00%	0	0
95 02	0	0	0	0	0	00.00%	0	0
95 03	0	0	0	0	392	00.00%	0	0

Canvass Report — Total Voters — Unofficial

Jefferson County — General, Joint and Special Election — November 03, 2020

Page 4 of 117

11/12/2020 05:36 PM
Precincts Reporting 139 of 139 = 100.00%

Total Number of Voters : 95,469 of 150,690 = 63.35%

Precinct	Absentee Ballots Cast	Early Ballots Cast	Election Ballots Cast	Total Ballots Cast	Registered Voters	Percent Turnout	No Candidate for Race	Totals
96	0	0	0	0	534	00.00%	0	0
97	0	0	0	0	0	00.00%	0	0
98 01	0	0	0	0	811	00.00%	0	0
98 02	0	0	0	0	15	00.00%	0	0
99	0	0	0	0	797	00.00%	0	0
100	0	0	0	0	2995	00.00%	0	0
101	0	0	0	0	0	00.00%	0	0
102 01	0	0	0	0	0	00.00%	0	0
102 02	0	0	0	0	182	00.00%	0	0
103	0	0	0	0	31	00.00%	0	0
104	0	0	0	0	78	00.00%	0	0
105	0	0	0	0	294	00.00%	0	0
106	0	0	0	0	27	00.00%	0	0
107 01	0	0	0	0	2	00.00%	0	0
107 02	0	0	0	0	0	00.00%	0	0
108	0	0	0	0	513	00.00%	0	0
109	0	0	0	0	239	00.00%	0	0
110	0	0	0	0	0	00.00%	0	0
111	0	0	0	0	0	00.00%	0	0
Totals	0	0	0	0	150690		0	0

Canvass Report — Total Voters — Unofficial Jefferson County — General, Joint and Special Election — November 03, 2020

Page 5 of 117

11/12/2020 05:36 PM
Precincts Reporting 139 of 139 = 100.00%

Total Number of Voters : 95,469 of 150,690 = 63.35%

President / Vice President

Precinct	Absentee Ballots Cast	Early Ballots Cast	Election Ballots Cast	Total Ballots Cast	Registered Voters	Percent Turnout	REP Donald J. Trump / Michael R. Pence	DEM Joseph R. Biden / Kamala D. Harris	LIB Jo Jorgensen / "Spike" Cohen	GRN Howie Hawkins / Angela Walker	President R. Boddie / Eric C. Stoneham	Brian Carroll / Amar Patel	Todd Cella / Tim Cella
1	103	754	119	976	1868	52.25%	101	859	3	2	0	0	0
2	102	425	64	591	1085	54.47%	112	468	2	4	0	0	0
3	167	769	137	1073	2165	49.56%	58	998	4	4	0	0	0
4	91	898	125	1114	1500	74.27%	657	437	12	1	0	0	0
5	89	834	106	1039	1600	64.94%	459	560	11	1	0	0	0
6	65	562	99	728	1322	54.92%	223	492	6	0	0	0	0
7	85	665	138	898	1458	61.59%	342	530	10	2	0	0	0
8	51	270	375	375	898	41.76%	32	333	2	0	0	0	0
9 01	138	2358	196	2692	3523	76.41%	2249	406	25	4	0	0	0
9 02	13	110	15	138	240	57.50%	90	45	2	0	0	0	0
10	41	239	58	338	814	41.52%	66	267	2	1	0	0	0
11	22	157	32	211	445	47.42%	39	167	1	2	0	0	0
12	30	202	44	276	509	54.22%	16	257	0	1	0	0	0
13	29	142	35	206	380	54.21%	10	196	0	0	0	0	0
14	102	559	116	777	1528	50.85%	60	704	3	2	0	0	0
15	97	502	109	708	1351	52.41%	105	588	6	3	0	0	0
16	32	155	43	230	488	47.13%	39	188	1	0	0	0	0
17	135	1498	171	1804	2650	68.08%	725	1046	11	3	0	0	0
18	127	678	76	881	1536	57.36%	24	845	5	2	0	0	0
19	111	595	119	825	1611	51.21%	77	737	2	2	0	0	0
20	63	453	101	617	1309	47.14%	64	541	5	1	0	0	0
21	9	138	22	169	307	55.05%	103	62	0	1	0	0	0
22	216	2305	331	2852	4464	63.89%	1080	1716	25	6	0	1	0
23	187	1162	133	1482	2113	70.14%	368	1095	10	1	0	0	0
24	16	335	38	389	547	71.12%	298	80	7	0	0	0	0
25	90	1429	146	1665	2248	74.07%	1275	360	13	3	0	0	0
26 01	180	1288	159	1627	2344	69.41%	864	730	22	1	0	0	0
26 02	19	320	33	372	503	73.96%	275	88	5	2	0	0	0
27	55	724	128	907	1479	61.33%	401	490	12	1	0	0	0
28 01	41	286	53	380	549	69.22%	164	210	0	2	0	0	0
28 02	33	145	24	202	296	68.24%	35	159	4	1	0	0	0
28 03	2	24	5	31	40	77.50%	16	14	0	0	0	0	0
29	36	1284	205	1525	1854	82.25%	1322	177	15	0	0	0	0
30	34	753	77	864	1185	72.91%	769	87	6	1	0	0	0
31 01	0	5	0	5	2	250.00%	5	0	0	0	0	0	0
31 02	37	801	103	941	1242	75.76%	814	110	8	0	0	0	0
31 03	0	0	0	0	0	00.00%	0	0	0	0	0	0	0
32	7	50	111	168	264	63.64%	132	33	1	1	0	0	0
33 01	97	1134	249	1480	2472	59.87%	987	466	17	2	0	0	1
33 02	0	7	0	7	11	63.64%	6	0	1	0	0	0	0

Continued

Canvass Report — Total Voters — Unofficial Jefferson County — General, Joint and Special Election — November 03, 2020

Page 6 of 117

Total Number of Voters : 95,469 of 150,690 = 63.35%

11/12/2020 05:36 PM
Precincts Reporting 139 of 139 = 100.00%

President / Vice President

Precinct	Absentee Ballots Cast	Early Ballots Cast	Election Ballots Cast	Total Ballots Cast	Registered Voters	Percent Turnout	REP Donald J. Trump / Michael R. Pence	DEM Joseph R. Biden / Kamala D. Harris	LIB Jo Jorgensen / "Jeremy Spike" Cohen	GRN Howie Hawkins / Angela Walker	President R. Boddie / Eric C. Stoneham	Brian Carroll / Amar Patel	Todd Cella / Tim
34	204	772	96	1072	1632	65.69%	56	1005	1	3	0	0	0
35	28	589	87	704	1037	67.89%	576	111	10	1	0	0	0
36	73	913	118	1104	1631	67.69%	860	218	16	3	0	0	0
37	125	1472	178	1775	2586	68.64%	1362	361	38	2	0	1	0
38 01	43	472	51	566	766	73.89%	459	98	7	0	0	0	0
38 02	48	884	84	1016	1333	76.22%	859	141	14	1	0	0	0
39	225	774	113	1112	1948	57.08%	46	1048	4	2	0	0	0
40	110	1780	237	2127	3029	70.22%	1727	353	26	3	0	2	0
41	6	91	14	111	195	56.92%	82	26	1	1	0	0	0
42 01	95	1464	141	1700	2413	70.45%	1336	333	19	0	0	1	0
42 02	2	32	5	39	54	72.22%	35	2	2	0	0	0	0
43 01	96	1201	148	1445	2025	71.36%	1142	285	8	4	0	0	0
43 02	23	129	29	181	291	62.20%	110	66	3	1	0	0	0
43 03	0	0	0	0	0	00.00%	0	0	0	0	0	0	0
44	32	366	60	458	760	60.26%	191	259	4	1	0	0	0
45	64	513	126	703	1281	54.89%	254	432	5	4	0	0	0
46	58	494	93	645	1282	50.31%	214	416	7	3	0	0	0
47	58	599	133	790	1521	51.94%	261	516	5	2	0	0	0
48	37	342	90	469	1054	44.50%	94	366	2	2	0	0	0
49	16	175	66	257	524	49.05%	83	167	1	2	0	0	0
50	171	967	190	1328	2526	52.57%	274	1033	2	3	0	1	0
51	18	165	37	220	463	47.52%	34	181	2	0	0	0	0
52	44	190	42	276	503	54.87%	14	258	1	0	0	0	0
53	85	581	102	768	1495	51.37%	71	687	3	1	0	0	0
54	46	211	33	290	545	53.21%	12	270	4	2	0	0	0
55	35	161	24	220	428	51.64%	10	207	0	0	0	0	0
56	125	2092	196	2413	3224	74.84%	1918	460	22	1	0	0	0
57	63	317	43	423	824	51.33%	15	395	3	1	0	0	0
58	3	31	4	38	61	62.30%	32	6	0	0	0	0	0
59	103	408	70	581	1180	49.24%	18	550	1	3	0	0	0
60 01	97	1835	225	2157	3256	66.25%	1672	426	34	8	0	0	0
60 02	5	34	3	42	78	53.85%	28	14	0	0	0	0	0
61 01	17	231	43	291	486	59.88%	225	63	2	0	0	0	0
61 02	70	605	127	802	1420	56.48%	443	344	5	2	0	0	0
62	140	1670	156	1966	2689	73.11%	1225	691	29	6	0	1	0
63	107	567	84	778	1459	53.32%	38	725	6	3	0	0	0
64	72	381	46	499	804	62.06%	106	386	4	2	0	0	0
65	132	1184	94	1410	1769	79.71%	956	425	13	1	0	1	0
66 01	6	130	59	195	284	66.33%	148	42	4	0	0	0	0
66 02	2	79	36	117	164	71.34%	95	19	2	0	0	0	0

Canvass Report — Total Voters — Unofficial Jefferson County — General, Joint and Special Election — November 03, 2020

Page 7 of 117

11/12/2020 05:36 PM
Precincts Reporting 139 of 139 = 100.00%

Total Number of Voters : 95,469 of 150,690 = 63.35%

President / Vice President

Precinct	Absentee Ballots Cast	Early Ballots Cast	Election Ballots Cast	Total Ballots Cast	Registered Voters	Percent Turnout	REP Donald J. Trump / Michael R. Pence	DEM Joseph R. Biden / Kamala D. Harris	LIB Jo Jorgensen / "Spike" Cohen	GRN Howie Hawkins / Angela Walker	President R. Boddie / Eric C. Stoneham	Brian Carroll / Amar Patel	Todd Cella / Tim
66 03	9	129	58	196	285	68.77%	162	34	0	0	0	0	0
66 04	1	48	4	53	62	85.48%	42	10	1	0	0	0	0
66 05	12	417	56	485	653	74.27%	334	142	6	0	0	0	0
67	158	1006	137	1301	2381	54.64%	154	1131	7	1	0	0	0
68	225	1268	164	1657	2461	67.33%	848	762	27	3	0	1	0
69	153	1872	231	2256	3360	67.14%	1666	545	28	4	0	0	0
70 01	19	340	55	414	662	62.54%	223	187	0	2	0	1	0
70 02	82	787	136	1005	1847	54.41%	308	680	8	3	0	0	0
70 03	0	0	0	0	0	00.00%	0	0	0	0	0	0	0
71 01	1	54	12	67	104	64.42%	55	12	0	0	0	0	0
71 02	0	1	0	1	1	100.00%	1	0	0	0	0	0	0
72	132	1325	212	1669	2716	61.45%	648	978	22	9	0	0	0
73	152	1557	102	1811	2414	75.02%	1138	620	36	5	0	0	0
74	86	1726	198	2020	2940	68.71%	1686	292	22	1	0	0	0
75	18	330	95	443	1133	39.10%	63	370	3	2	0	1	0
76	43	354	70	467	1083	43.12%	83	374	1	3	0	1	0
77	122	530	92	744	1478	50.34%	48	688	2	0	0	0	0
78	76	990	147	1213	1963	61.79%	433	757	12	1	0	0	0
79	143	1256	133	1534	2114	72.56%	882	626	17	4	0	0	0
80 01	6	1	0	7	266	2.63%	2	5	0	0	0	0	0
80 02	0	0	0	0	0	00.00%	0	0	0	0	0	0	0
81	59	322	47	428	851	50.29%	17	406	1	0	0	0	0
82	150	1208	161	1519	2597	58.49%	564	939	17	1	0	0	0
83	59	720	89	868	1229	70.63%	703	147	9	2	0	0	0
84	125	491	74	690	1303	52.95%	35	647	1	0	0	0	0
85	177	625	52	854	1284	66.51%	106	729	2	5	0	1	0
86	94	664	71	829	1398	59.30%	391	418	12	1	0	1	0
87	51	537	90	678	1239	54.72%	93	568	2	6	0	0	0
88	70	582	103	755	1388	54.39%	226	516	8	1	0	1	0
89	29	181	38	248	492	50.41%	70	174	1	0	0	0	0
90 01	1	86	7	94	35	268.57%	56	37	0	0	0	1	0
90 02	0	30	2	32	8	400.00%	21	10	0	0	0	0	0
91 01	14	421	45	480	599	80.13%	418	55	4	2	0	0	0
91 02	2	79	88	7	103	85.44%	77	9	0	0	0	0	0
92	42	804	86	932	1247	74.74%	617	291	14	1	0	0	0
93	34	268	109	411	812	50.62%	89	315	4	0	0	0	0
94	142	1329	97	1568	2078	75.46%	1032	510	15	1	0	0	0
95 01	9	108	6	123	166	74.10%	94	28	1	0	0	0	0
95 02	0	0	0	0	0	00.00%	0	0	0	0	0	0	0
95 03	24	242	13	279	392	71.17%	158	118	2	1	0	0	0

Canvass Report — Total Voters — Unofficial
Jefferson County — General, Joint and Special Election — November 03, 2020

Page 8 of 117

11/12/2020 05:36 PM
Precincts Reporting 139 of 139 = 100.00%

Total Number of Voters : 95,469 of 150,690 = 63.35%

President / Vice President

Precinct	Absentee Ballots Cast	Early Ballots Cast	Election Ballots Cast	Total Ballots Cast	Registered Voters	Percent Turnout	REP Donald J. Trump / Michael R. Pence	DEM Joseph R. Biden / Kamala D. Harris	LIB Jo Jorgensen / Jeremy "Spike" Cohen	GRN Howie Hawkins / Angela Walker	President R. Boddie / Eric C. Stoneham	Brian Carroll / Amar Patel	Todd Cella / Tim Cella
96	24	204	35	263	534	49.25%	53	205	3	1	0	0	0
97	0	0	0	0	0	00.00%	0	0	0	0	0	0	0
98 01	12	332	57	401	611	65.63%	268	128	4	1	0	0	0
98 02	1	8	0	9	15	60.00%	7	2	0	0	0	0	0
99	59	293	65	417	797	52.32%	104	302	7	2	0	0	0
100	188	1892	138	2218	2995	74.06%	1214	970	12	6	0	0	0
101	0	0	0	0	0	00.00%	0	0	0	0	0	0	0
102 01	0	0	0	0	0	00.00%	0	0	0	0	0	0	0
102 02	3	117	9	129	182	70.88%	102	23	2	0	0	0	0
103	0	19	5	24	31	77.42%	19	5	0	0	0	0	0
104	4	51	3	58	78	74.35%	48	8	0	0	0	0	0
105	14	104	28	146	294	49.66%	26	114	3	2	0	0	0
106	2	16	4	22	27	81.48%	13	9	0	0	0	0	0
107 01	0	1	0	1	2	50.00%	1	0	0	0	0	0	0
107 02	0	0	0	0	0	00.00%	0	0	0	0	0	0	0
108	19	314	45	378	513	73.68%	329	43	3	1	0	0	0
109	7	162	21	190	239	79.50%	153	34	1	0	0	0	0
110	0	295	0	295	0	00.00%	150	135	9	1	0	0	0
111	49	1	0	50	0	00.00%	7	39	1	1	0	0	0
Totals	8368	78435	10666	95469	150690		47570	46073	897	199	0	18	1

Canvass Report — Total Voters — Unofficial Jefferson County — General, Joint and Special Election — November 03, 2020

Page 9 of 117

11/12/2020 05:36 PM
Precincts Reporting 139 of 139 = 100.00%

Total Number of Voters : 95,469 of 150,690 = 63.35%

President / Vice President

Precinct	Absentee Ballots Cast	Early Ballots Cast	Election Ballots Cast	Total Ballots Cast	Registered Voters	Percent Turnout	Jesse Cuellar / Jimmy Montreal	Tom Hoefling / Andy Prior	Gloria La Riva / Leonard Peltier	Abram Loeb / Jennifer Jaitala	Robert Morrow / Anne Beckett	Kasey Wells / Rachel Wells	Totals
1	103	754	119	976	1868	52.25%	0	0	0	0	0	0	965
2	102	425	64	591	1085	54.47%	0	0	0	0	0	0	586
3	167	769	137	1073	2165	49.56%	0	0	0	0	0	0	1064
4	91	898	125	1114	1500	74.27%	0	0	0	0	0	0	1107
5	99	834	106	1039	1800	64.94%	0	0	0	0	0	0	1031
6	65	562	99	726	1322	54.92%	0	0	0	0	0	0	721
7	95	665	138	898	1458	61.59%	0	0	1	0	0	0	885
8	51	270	54	375	898	41.76%	0	0	0	0	0	0	367
9 01	138	2358	196	2692	3523	76.41%	0	0	0	0	0	0	2884
9 02	13	110	15	138	240	57.50%	0	0	0	0	0	0	137
10	41	239	58	338	814	41.52%	0	0	0	0	0	0	336
11	22	157	32	211	445	47.42%	0	0	0	0	0	0	209
12	30	202	44	276	509	54.22%	0	0	0	0	0	0	274
13	29	142	35	206	380	54.21%	0	0	0	0	0	0	206
14	102	559	116	777	1528	50.85%	0	0	0	0	0	0	769
15	97	502	109	708	1351	52.41%	0	0	0	0	0	0	702
16	32	155	43	230	488	47.13%	0	0	0	0	0	0	228
17	135	1498	171	1804	2650	68.08%	0	0	0	0	0	0	1785
18	127	678	76	881	1536	57.36%	0	0	0	0	0	0	876
19	111	595	119	825	1611	51.21%	0	0	0	0	0	0	818
20	63	453	101	617	1309	47.14%	0	0	0	0	0	0	611
21	9	138	22	169	307	55.05%	0	0	0	0	0	0	166
22	216	2305	331	2852	4464	63.89%	0	0	0	0	0	0	2828
23	187	1162	133	1482	2113	70.14%	0	0	0	0	0	0	1474
24	16	335	38	389	547	71.12%	0	0	0	0	0	0	385
25	90	1429	146	1665	2248	74.07%	0	0	0	0	0	0	1651
26 01	180	1288	159	1627	2344	69.41%	0	0	0	0	0	0	1617
26 02	19	320	33	372	503	73.96%	0	0	0	0	0	0	370
27	55	724	128	907	1479	61.33%	0	0	0	0	0	0	904
28 01	41	286	53	380	549	69.22%	0	0	0	0	0	0	376
28 02	33	145	24	202	296	68.24%	0	0	0	0	0	0	199
28 03	2	24	5	31	40	77.50%	0	0	0	0	0	0	30
29	36	1284	205	1525	1854	82.25%	0	0	0	0	0	0	1514
30	34	753	77	864	1185	72.91%	0	0	0	0	0	0	863
31 01	0	5	0	5	2	250.00%	0	0	0	0	0	0	5
31 02	37	801	103	941	1242	75.76%	0	0	0	0	0	0	932
31 03	0	0	0	0	0	00.00%	0	0	0	0	0	0	0
32	7	50	111	168	264	63.64%	0	0	0	0	0	0	167
33 01	97	1134	249	1480	2472	59.87%	0	0	0	0	0	0	1473
33 02	0	7	0	7	11	63.64%	0	0	0	0	0	0	7

Canvass Report — Total Voters — Unofficial Jefferson County — General, Joint and Special Election — November 03, 2020

Page 10 of 117

11/12/2020 05:36 PM
Precincts Reporting 139 of 139 = 100.00%

Total Number of Voters : 95,469 of 150,690 = 63.35%

President / Vice President

Precinct	Absentee Ballots Cast	Early Ballots Cast	Election Ballots Cast	Total Ballots Cast	Registered Voters	Percent Turnout	Jesse Cuellar / Jimmy Monreal	Tom Hoefling / Andy Prior	Gloria La Riva / Leonard Peltier	Abram Loeb / Jennifer Jalrila	Robert Morrow / Anne Beckett	Kasey Wells / Rachel Wells	Totals
34	204	772	96	1072	1632	65.69%	0	0	0	0	0	0	1065
35	28	589	87	704	1037	67.89%	0	0	0	0	0	0	698
36	73	913	118	1104	1631	67.89%	0	0	0	0	0	0	1097
37	125	1472	178	1775	2586	68.64%	0	0	0	0	0	0	1764
38 01	43	472	51	566	766	73.89%	0	0	0	0	0	0	564
38 02	48	884	84	1016	1333	76.22%	0	0	0	0	0	0	1015
39	225	774	113	1112	1948	57.08%	0	0	0	0	0	0	1100
40	110	1780	237	2127	3029	70.22%	0	0	0	0	0	0	2111
41	6	91	14	111	195	56.92%	0	0	0	0	0	0	110
42 01	95	1464	141	1700	2413	70.45%	0	0	0	0	0	0	1689
42 02	2	32	5	39	54	72.22%	0	0	0	0	0	0	39
43 01	96	1201	148	1445	2025	71.36%	0	0	0	0	0	0	1439
43 02	23	129	29	181	291	62.20%	0	0	0	0	0	0	180
43 03	0	0	0	0	0	00.00%	0	0	0	0	0	0	0
44	32	366	60	458	760	60.26%	0	0	0	0	0	0	455
45	64	513	128	703	1281	54.88%	0	0	0	0	0	0	695
46	58	494	93	645	1282	50.31%	0	0	0	0	0	0	640
47	58	599	133	790	1521	51.94%	0	0	0	0	0	0	784
48	37	342	90	469	1054	44.50%	0	0	0	0	0	0	464
49	16	175	66	257	524	49.05%	0	0	0	0	0	0	253
50	171	967	190	1328	2526	52.57%	0	0	0	0	0	0	1313
51	18	165	37	220	463	47.52%	0	0	0	0	0	0	217
52	44	190	42	276	503	54.87%	0	0	0	0	0	0	273
53	85	581	102	768	1495	51.37%	0	0	0	0	0	0	762
54	46	211	33	290	545	53.21%	0	0	0	0	0	0	288
55	35	161	24	220	426	51.64%	0	0	0	0	0	0	217
56	125	2092	196	2413	3224	74.84%	0	0	0	0	0	0	2401
57	63	317	43	423	824	51.33%	0	0	0	0	0	0	414
58	3	31	4	38	61	62.30%	0	0	0	0	0	0	38
59	103	408	70	581	1180	49.24%	0	0	0	0	0	0	572
60 01	97	1835	225	2157	3256	66.25%	0	0	0	0	0	0	2140
60 02	5	34	3	42	78	53.85%	0	0	0	0	0	0	42
61 01	17	231	43	291	486	59.88%	0	0	0	0	0	0	290
61 02	70	605	127	802	1420	56.48%	0	0	0	0	0	0	794
62	140	1670	156	1966	2689	73.11%	0	0	0	0	0	0	1952
63	107	587	84	778	1459	53.32%	0	0	0	0	0	0	772
64	72	381	46	499	804	62.06%	0	0	0	0	0	0	498
65	132	1184	94	1410	1769	79.71%	0	0	0	0	0	0	1396
66 01	6	130	59	195	294	66.33%	0	0	0	0	0	0	194
66 02	2	79	36	117	164	71.34%	0	0	0	0	0	0	116

Canvass Report — Total Voters — Unofficial Jefferson County — General, Joint and Special Election — November 03, 2020

Page 11 of 117

11/12/2020 05:36 PM
Precincts Reporting 139 of 139 = 100.00%

Total Number of Voters : 95,469 of 150,690 = 63.35%

President / Vice President

Precinct	Absentee Ballots Cast	Early Ballots Cast	Election Ballots Cast	Total Ballots Cast	Registered Voters	Percent Turnout	Jesse Cuellar/ Jimmy Monreal	Tom Hoefling/ Andy Prior	Gloria La Riva/ Leonard Peltier	Abram Loeb/ Jennifer Jalraba	Robert Morrow/ Anne Beckett	Kasey Wells/ Rachel Wells	Totals
66 03	9	129	58	196	285	68.77%	0	0	0	0	0	0	196
66 04	1	48	4	53	62	85.48%	0	0	0	0	0	0	53
66 05	12	417	56	485	653	74.27%	0	0	1	0	0	0	483
67	158	1006	137	1301	2381	54.64%	0	0	0	0	0	0	1293
68	225	1268	164	1657	2461	67.33%	0	0	0	0	0	0	1641
69	153	1872	231	2256	3360	67.14%	0	0	0	0	0	0	2241
70 01	19	340	55	414	662	62.54%	0	0	0	0	0	0	413
70 02	82	787	138	1005	1847	54.41%	0	0	0	0	0	0	999
70 03	0	0	0	0	0	00.00%	0	0	0	0	0	0	0
71 01	1	54	12	67	104	64.42%	0	0	0	0	0	0	67
71 02	0	1	0	1	1	100.00%	0	0	0	0	0	0	1
72	132	1325	212	1669	2716	61.45%	0	0	0	0	0	0	1657
73	152	1557	102	1811	2414	75.02%	0	0	0	0	0	0	1799
74	96	1726	198	2020	2940	68.71%	0	0	0	0	0	0	2001
75	18	330	95	443	1133	39.10%	0	0	0	0	0	0	439
76	43	354	70	467	1083	43.12%	0	0	0	0	0	0	462
77	122	530	92	744	1478	50.34%	0	0	0	0	0	0	738
78	76	990	147	1213	1963	61.79%	0	0	0	0	0	0	1203
79	143	1258	133	1534	2114	72.56%	0	0	0	0	0	0	1529
80 01	6	1	0	7	266	2.63%	0	0	0	0	0	0	7
80 02	0	0	0	0	0	00.00%	0	0	0	0	0	0	0
81	59	322	47	428	851	50.29%	0	0	0	0	0	0	424
82	150	1208	161	1519	2597	58.49%	0	0	0	0	0	0	1511
83	59	720	86	868	1229	70.63%	0	0	0	0	0	0	861
84	125	491	74	690	1303	52.95%	0	0	0	0	0	0	683
85	177	625	52	854	1284	66.51%	0	0	0	0	0	0	843
86	94	664	71	829	1398	59.30%	0	0	0	0	0	0	823
87	51	537	90	678	1239	54.72%	0	0	0	0	0	0	669
88	70	582	103	755	1388	54.39%	0	0	0	0	0	0	752
89	29	181	38	248	492	50.41%	0	0	0	0	0	0	245
90 01	1	86	7	94	35	268.57%	0	0	0	0	0	0	94
90 02	0	30	2	32	8	400.00%	0	0	0	0	0	0	31
91 01	14	421	45	480	599	80.13%	0	0	0	0	0	0	479
91 02	2	79	7	88	103	85.44%	0	0	0	0	0	0	86
92	42	804	86	932	1247	74.74%	0	0	0	1	0	0	924
93	34	268	109	411	812	50.62%	0	0	0	0	0	0	408
94	142	1329	97	1568	2078	75.46%	0	0	0	0	0	0	1558
95 01	9	108	6	123	166	74.10%	0	0	0	0	0	0	123
95 02	0	0	0	0	0	00.00%	0	0	0	0	0	0	0
95 03	24	242	13	279	392	71.17%	0	0	0	0	0	0	279

Canvass Report — Total Voters — Unofficial Jefferson County — General, Joint and Special Election — November 03, 2020

Page 12 of 117

11/12/2020 05:36 PM
Precincts Reporting 139 of 139 = 100.00%

Total Number of Voters : 95,469 of 150,690 = 63.35%

President / Vice President

Precinct	Absentee Ballots Cast	Early Ballots Cast	Election Ballots Cast	Total Ballots Cast	Registered Voters	Percent Turnout	Jesse Cuellar / Jimmy Montreal	Tom Hoefling / Andy Prior	Gloria La Riva / Leonard Peltier	Abram Loeb / Jennifer Jalrila	Robert Morrow / Anne Beckett	Kasey Wells / Rachel Wells	Totals
96	24	204	35	263	534	49.25%	0	0	0	0	0	0	262
97	0	0	0	0	0	00.00%	0	0	0	0	0	0	0
98 01	12	332	57	401	611	65.63%	0	0	0	0	0	0	401
98 02	1	8	0	9	15	60.00%	0	0	0	0	0	0	9
99	59	293	65	417	797	52.32%	0	0	0	0	0	0	415
100	188	1892	138	2218	2995	74.06%	0	0	0	0	0	0	2202
101	0	0	0	0	0	00.00%	0	0	0	0	0	0	0
102 01	0	0	0	0	0	00.00%	0	0	0	0	0	0	0
102 02	3	117	9	129	182	70.88%	0	0	0	0	0	0	127
103	0	19	5	24	31	77.42%	0	0	0	0	0	0	24
104	4	51	3	58	78	74.36%	0	0	0	0	0	0	56
105	14	104	28	146	294	49.66%	0	0	0	0	0	0	145
106	2	16	4	22	27	81.48%	0	0	0	0	0	0	22
107 01	0	1	0	1	2	50.00%	0	0	0	0	0	0	1
107 02	0	0	0	0	0	00.00%	0	0	0	0	0	0	0
108	19	314	45	378	513	73.68%	0	0	0	0	0	0	376
109	7	162	21	190	239	79.50%	0	0	0	0	0	0	188
110	0	295	0	295	0	00.00%	0	0	0	0	0	0	295
111	49	1	0	50	0	00.00%	0	0	0	0	0	0	48
Totals	3368	76435	10666	85469	150690		0	0	0	2	0	0	94759

Canvass Report — Total Voters — Unofficial

Jefferson County — General, Joint and Special Election — November 03, 2020

Page 13 of 117

11/12/2020 05:36 PM

Precincts Reporting 139 of 139 = 100.00%

Total Number of Voters : 95,469 of 150,690 = 63.35%

United States Senator

Precinct	Absentee Ballots Cast	Early Ballots Cast	Election Ballots Cast	Total Ballots Cast	Registered Voters	Percent Turnout	REP John Cornyn	DEM Mary "MJ" Hegar	LIB Kerry Douglas McKennon	GRN David B. Collins	Ricardo Turillo-Bonilla	Totals
1	103	754	119	976	1868	52.25%	111	829	8	6	0	954
2	102	425	591	1018	1085	54.47%	113	458	5	4	0	580
3	167	769	137	1073	2165	49.56%	73	960	5	7	0	1045
4	91	898	125	1114	1500	74.27%	655	412	28	3	0	1098
5	99	834	106	1039	1800	64.94%	457	535	18	6	0	1016
6	65	562	99	726	1322	54.92%	219	471	12	5	0	707
7	95	665	138	898	1458	61.59%	340	517	24	4	0	885
8	51	270	54	375	898	41.76%	40	317	4	2	0	363
9 01	138	2358	196	2692	3523	76.41%	2202	376	29	8	0	2615
9 02	13	110	15	138	240	57.50%	84	42	3	1	0	130
10	41	239	58	338	814	41.52%	65	253	9	3	0	330
11	22	157	32	211	445	47.42%	34	163	4	3	0	204
12	30	202	44	276	509	54.22%	16	243	2	1	0	262
13	29	142	35	206	380	54.21%	13	183	0	0	0	196
14	102	559	116	777	1528	50.85%	67	675	6	6	0	754
15	97	502	108	708	1351	52.41%	112	561	3	2	0	678
16	32	155	43	230	488	47.13%	36	178	4	4	0	222
17	135	1498	171	1804	2650	68.08%	727	1018	19	5	0	1769
18	127	678	76	881	1538	57.36%	26	816	7	5	0	854
19	111	595	119	825	1611	51.21%	84	703	9	5	0	801
20	63	453	101	617	1309	47.14%	65	522	8	7	0	602
21	9	138	22	169	307	55.05%	102	59	3	1	0	165
22	216	2305	331	2852	4464	63.89%	1090	1649	44	15	1	2799
23	187	1162	133	1482	2113	70.14%	371	1073	11	6	0	1481
24	16	335	38	389	547	71.12%	294	78	7	1	0	380
25	90	1429	146	1665	2248	74.07%	1247	355	24	3	0	1629
26 01	180	1288	159	1627	2344	69.41%	891	682	26	3	0	1602
26 02	19	320	33	372	503	73.96%	266	85	10	2	0	363
27	55	724	128	907	1479	61.33%	397	473	16	5	0	891
28 01	41	286	53	380	549	69.22%	162	200	4	2	0	368
28 02	33	145	24	202	296	68.24%	39	156	1	1	0	197
28 03	2	24	5	31	40	77.50%	14	16	0	0	0	30
29	36	1284	205	1525	1854	82.25%	1278	173	22	11	0	1484
30	34	753	77	864	1185	72.81%	751	80	11	0	0	842
31 01	0	5	0	5	2	250.00%	5	0	0	0	0	5
31 02	37	801	103	941	1242	75.76%	787	114	12	3	0	916
31 03	0	0	0	0	0	00.00%	0	0	0	0	0	0
32	7	50	111	168	264	63.64%	127	32	2	1	0	162
33 01	97	1134	248	1480	2472	59.87%	951	459	21	8	0	1439
33 02	0	7	0	7	11	63.64%	6	0	0	0	0	6

Canvass Report — Total Voters — Unofficial Jefferson County — General, Joint and Special Election — November 03, 2020

Page 14 of 117

11/12/2020 05:36 PM
Precincts Reporting 139 of 139 = 100.00%

Total Number of Voters : 95,469 of 150,690 = 63.35%

United States Senator

Precinct	Absentee Ballots Cast	Early Ballots Cast	Election Ballots Cast	Total Ballots Cast	Registered Voters	Percent Turnout	REP John Cornyn	DEM Mary "MJ" Hegar	LIB Kerry Douglas	GRN David B. Collins	Ricardo Turillo-Bonilla	Totals
34	204	772	96	1072	1632	65.69%	72	951	14	8	0	1045
35	28	589	87	704	1037	67.89%	551	121	11	3	0	686
36	73	913	118	1104	1631	67.89%	840	215	19	4	0	1078
37	125	1472	178	1775	2586	68.64%	1326	344	45	9	0	1724
38 01	43	472	51	566	766	73.89%	454	91	7	0	0	552
38 02	48	884	84	1016	1333	76.22%	835	130	22	5	0	992
39	225	774	113	1112	1848	57.08%	48	1011	11	7	0	1078
40	110	1780	237	2127	3029	70.22%	1682	344	38	5	0	2099
41	6	91	14	111	195	56.92%	81	24	1	0	0	106
42 01	95	1484	141	1700	2413	70.45%	1293	325	30	5	0	1653
42 02	2	32	5	39	54	72.22%	35	3	1	0	0	39
43 01	96	1201	148	1445	2025	71.36%	1113	275	12	1	0	1401
43 02	23	129	29	181	291	62.20%	104	67	1	0	0	172
43 03	0	0	0	0	0	00.00%	0	0	0	0	0	0
44	32	366	60	458	760	60.26%	179	245	8	7	0	439
45	64	513	126	703	1281	54.88%	243	404	16	10	1	674
46	58	494	93	645	1282	50.31%	202	381	9	4	0	806
47	58	599	133	790	1521	51.94%	247	484	24	8	0	763
48	37	342	90	469	1054	44.50%	89	352	7	4	0	452
49	16	175	66	257	524	49.05%	76	157	3	3	0	239
50	171	967	190	1328	2526	52.57%	258	973	19	11	0	1261
51	18	165	37	220	463	47.52%	30	180	3	0	0	213
52	44	190	42	276	503	54.87%	15	237	4	4	0	260
53	85	581	102	768	1495	51.37%	67	654	15	9	0	745
54	46	211	33	290	545	53.21%	19	251	3	2	0	275
55	35	161	24	220	426	51.64%	11	193	3	0	0	207
56	125	2092	196	2413	3224	74.84%	1880	445	32	3	0	2360
57	83	317	43	423	824	51.33%	22	375	8	1	0	406
58	3	31	4	38	61	62.30%	32	6	0	0	0	38
59	103	408	70	581	1180	49.24%	23	523	8	6	0	560
60 01	97	1835	225	2157	3256	66.25%	1594	424	42	16	0	2076
60 02	5	34	3	42	78	53.85%	27	10	2	0	0	39
61 01	17	231	43	291	486	59.88%	213	65	4	1	0	283
61 02	70	605	127	802	1420	56.48%	417	326	17	4	0	764
62	140	1670	156	1966	2689	73.11%	1241	654	29	2	0	1926
63	107	587	84	778	1459	53.32%	47	695	11	7	0	760
64	72	381	46	499	804	62.06%	100	371	11	3	0	485
65	132	1184	94	1410	1769	78.71%	974	394	17	3	0	1388
66 01	6	130	59	195	264	66.33%	147	41	4	0	0	192
66 02	2	79	36	117	164	71.34%	86	16	2	0	0	114

Canvass Report — Total Voters — Unofficial

Jefferson County — General, Joint and Special Election — November 03, 2020

Page 15 of 117

11/12/2020 05:36 PM
Precincts Reporting 139 of 139 = 100.00%

Total Number of Voters : 95,469 of 150,690 = 63.35%

United States Senator

Precinct	Absentee Ballots Cast	Early Ballots Cast	Election Ballots Cast	Total Ballots Cast	Registered Voters	Percent Turnout	REP John Cornyn	DEM Mary "MJ" Hegar	LIB Kerry Douglas McKennon	GRN David B. Collins	Ricardo Turullols-Bonilla	Totals
66 03	9	129	58	196	285	68.77%	157	31	1	1	0	190
66 04	1	48	4	53	62	85.48%	43	10	0	0	0	53
66 05	12	417	56	485	653	74.27%	328	141	7	2	0	478
67	158	1006	137	1301	2381	54.64%	144	1086	13	8	0	1261
68	225	1268	164	1657	2461	67.33%	861	737	27	6	0	1631
69	153	1872	231	2256	3360	67.14%	1612	515	41	15	1	2184
70 01	19	340	55	414	662	62.54%	226	165	6	1	0	398
70 02	82	787	136	1005	1847	54.41%	310	637	22	5	0	974
70 03	0	0	0	0	0	0.00%	0	0	0	0	0	0
71 01	1	54	12	67	104	64.42%	56	9	0	0	0	65
71 02	0	1	0	1	1	100.00%	1	0	0	0	0	1
72	132	1325	212	1669	2716	61.45%	645	955	27	10	0	1637
73	152	1557	102	1811	2414	75.02%	1163	585	28	8	0	1782
74	96	1726	198	2020	2940	68.71%	1649	288	28	4	0	1869
75	18	330	95	443	1133	39.10%	68	345	11	7	0	431
76	43	354	70	467	1083	43.12%	81	349	14	7	0	451
77	122	530	92	744	1478	50.34%	53	664	7	1	0	725
78	76	990	147	1213	1953	61.79%	423	739	18	7	0	1187
79	143	1258	133	1534	2114	72.56%	882	598	20	7	0	1507
80 01	6	1	0	7	266	2.63%	2	5	0	0	0	7
80 02	0	0	0	0	0	0.00%	0	0	0	0	0	0
81	59	322	47	428	851	50.29%	15	381	8	3	0	407
82	150	1208	161	1519	2597	58.49%	539	885	31	8	0	1463
83	59	720	89	868	1229	70.63%	691	135	15	1	0	842
84	125	491	74	690	1303	52.95%	35	629	2	2	0	668
85	177	625	52	854	1284	66.51%	112	699	7	12	0	830
86	94	664	71	829	1398	59.30%	395	407	14	1	0	817
87	51	537	90	678	1239	54.72%	93	558	11	3	0	665
88	70	582	103	755	1398	54.39%	227	502	14	5	1	749
89	29	181	38	248	492	50.41%	70	165	4	3	0	242
90 01	1	86	7	94	35	268.57%	53	37	2	0	0	92
90 02	0	30	2	32	8	400.00%	21	9	0	0	0	30
91 01	14	421	45	480	599	80.13%	424	45	6	2	0	477
91 02	2	79	7	88	103	85.44%	73	11	1	0	0	85
92	42	804	86	932	1247	74.74%	807	284	16	5	0	912
93	34	288	109	431	812	50.62%	86	285	7	3	0	381
94	142	1329	97	1568	2078	75.46%	1059	476	10	5	0	1550
95 01	9	108	6	123	166	74.10%	92	25	3	0	0	120
95 02	0	0	0	0	0	0.00%	0	0	0	0	0	0
95 03	24	242	13	279	392	71.17%	146	113	3	1	0	263

Canvass Report — Total Voters — Unofficial Jefferson County — General, Joint and Special Election — November 03, 2020

Page 16 of 117

11/12/2020 05:36 PM
Precincts Reporting 139 of 139 = 100.00%

Total Number of Voters : 95,469 of 150,690 = 63.35%

United States Senator

Precinct	Absentee Ballots Cast	Early Ballots Cast	Election Ballots Cast	Total Ballots Cast	Registered Voters	Percent Turnout	REP John Cornyn	DEM Mary "MJ" Hegar	LIB Kerry Douglas McKennon	GRN David B. Collins	Ricardo Turullols-Bonilla	Totals
96	24	204	35	263	534	49.25%	49	195	9	1	0	254
97	0	0	0	0	0	00.00%	0	0	0	0	0	0
98 01	12	332	57	401	611	65.63%	253	129	5	2	0	389
98 02	1	8	0	9	15	60.00%	5	3	0	0	0	8
99	59	293	85	417	797	52.32%	105	283	13	4	0	405
100	188	1892	138	2218	2995	74.06%	1245	916	11	4	0	2178
101	0	0	0	0	0	00.00%	0	0	0	0	0	0
102 01	0	0	0	0	0	00.00%	0	0	0	0	0	0
102 02	3	117	9	129	182	70.88%	92	24	3	0	0	119
103	0	19	5	24	31	77.42%	17	4	0	1	0	22
104	4	51	3	58	78	74.36%	49	7	1	0	0	57
105	14	104	28	146	294	49.66%	24	109	2	2	0	137
106	2	16	4	22	27	81.48%	13	9	0	0	0	22
107 01	0	1	0	1	2	50.00%	1	0	0	0	0	1
107 02	0	0	0	0	0	00.00%	0	0	0	0	0	0
108	19	314	45	378	513	73.68%	320	41	4	1	0	368
109	7	162	21	190	239	79.50%	154	31	2	0	0	187
110	0	295	0	295	0	00.00%	151	127	10	2	0	290
111	49	1	0	50	0	00.00%	7	38	2	0	0	45
Totals	8368	76435	10666	95469	150690		46928	44112	1418	464	4	92826

Canvass Report — Total Voters — Unofficial Jefferson County — General, Joint and Special Election — November 03, 2020

Page 17 of 117

11/12/2020 05:36 PM
Precincts Reporting 139 of 139 = 100.00%

Total Number of Voters : 95,469 of 150,690 = 63.35%

United States Representative 14

Precinct	Absentee Ballots Cast	Early Ballots Cast	Election Ballots Cast	Total Ballots Cast	Registered Voters	Percent Turnout	REP Randy Weber	DEM Adrienne Bell	Totals
1	103	754	119	976	1868	52.25%	108	846	954
2	102	425	64	591	1085	54.47%	116	462	578
3	167	769	137	1073	2165	49.56%	71	977	1048
4	91	898	125	1114	1500	74.27%	694	402	1096
5	99	834	106	1039	1600	64.94%	475	541	1016
6	65	562	99	726	1322	54.92%	233	478	711
7	95	665	138	898	1458	61.59%	359	524	883
8	51	270	54	375	898	41.76%	35	330	365
9 01	138	2358	196	2692	3523	76.41%	2250	363	2613
9 02	13	110	15	138	240	57.50%	89	40	129
10	41	238	58	338	814	41.52%	70	260	330
11	22	157	32	211	445	47.42%	43	165	208
12	30	202	44	276	509	54.22%	12	250	262
13	29	142	35	206	380	54.21%	16	185	201
14	102	559	116	777	1528	50.85%	71	682	753
15	97	502	109	708	1351	52.41%	102	573	675
16	32	155	43	230	488	47.13%	39	182	221
17	135	1498	171	1804	2650	68.08%	754	1014	1768
18	127	678	76	881	1536	57.36%	31	820	851
19	111	595	119	825	1611	51.21%	81	727	808
20	63	453	101	617	1309	47.14%	61	541	602
21	9	138	22	169	307	55.05%	102	61	163
22	216	2305	331	2852	4464	63.89%	1123	1681	2804
23	187	1162	133	1482	2113	70.14%	369	1090	1459
24	16	335	38	389	547	71.12%	298	75	373
25	90	1429	146	1665	2248	74.07%	1272	349	1621
26 01	180	1288	159	1627	2344	69.41%	898	692	1590
26 02	19	320	33	372	503	73.96%	273	89	362
27	55	724	128	907	1479	61.33%	416	473	889
28 01	41	286	53	380	549	69.22%	155	209	364
28 02	33	145	24	202	296	68.24%	42	155	197
28 03	2	24	5	31	40	77.50%	15	15	30
29	36	1284	205	1525	1854	82.25%	1297	177	1474
30	34	753	77	864	1185	72.91%	763	78	841
31 01	0	5	0	5	2	250.00%	5	0	5
31 02	37	801	103	941	1242	75.76%	821	97	918
31 03	0	0	0	0	0	00.00%	0	0	0
32	7	50	111	168	264	63.64%	126	33	159
33 01	97	1134	249	1480	2472	59.87%	980	446	1428
33 02	0	7	0	7	11	63.64%	7	0	7

Canvass Report — Total Voters — Unofficial Jefferson County — General, Joint and Special Election — November 03, 2020

Page 18 of 117

11/12/2020 05:36 PM
Precincts Reporting 139 of 139 = 100.00%

Total Number of Voters : 95,469 of 150,690 = 63.35%

United States Representative 14

Precinct	Absentee Ballots Cast	Early Ballots Cast	Election Ballots Cast	Total Ballots Cast	Registered Voters	Percent Turnout	REP Randy Weber	DEM Adrienne Bell	Totals
34	204	772	96	1072	1632	65.69%	60	976	1036
35	28	589	87	704	1037	67.89%	570	110	680
36	73	913	118	1104	1631	67.66%	868	202	1070
37	125	1472	178	1775	2586	68.64%	1378	331	1709
38 01	43	472	51	566	768	73.89%	464	84	548
38 02	48	884	84	1016	1333	76.22%	864	120	984
39	225	774	113	1112	1948	57.08%	45	1029	1074
40	110	1780	237	2127	3029	70.22%	1740	325	2065
41	6	91	14	111	195	56.92%	83	24	107
42 01	95	1484	141	1700	2413	70.45%	1331	317	1648
42 02	2	32	5	39	54	72.22%	35	3	38
43 01	96	1201	148	1445	2025	71.36%	1137	255	1392
43 02	23	129	28	181	291	62.20%	108	65	173
43 03	0	0	0	0	0	00.00%	0	0	0
44	32	366	60	458	760	60.26%	191	246	437
45	64	513	126	703	1281	54.86%	242	424	666
46	58	494	93	645	1282	50.31%	200	397	597
47	58	599	133	790	1521	51.94%	270	484	754
48	37	342	90	469	1054	44.50%	93	352	445
49	16	175	66	257	524	49.05%	71	163	234
50	171	967	190	1328	2526	52.57%	257	993	1250
51	18	165	37	220	463	47.52%	33	175	208
52	44	190	42	276	503	54.87%	18	244	262
53	85	581	102	768	1495	51.37%	80	866	746
54	46	211	33	290	545	53.21%	20	256	276
55	35	161	24	220	426	51.64%	11	200	211
56	125	2092	196	2413	3224	74.84%	1922	425	2347
57	63	317	43	423	824	51.33%	18	394	412
58	3	31	4	38	61	62.30%	32	6	38
59	103	408	70	581	1180	49.24%	20	537	557
60 01	97	1835	225	2157	3256	66.25%	1663	403	2066
60 02	5	34	3	42	78	53.85%	26	13	39
61 01	17	231	43	291	486	59.88%	221	62	283
61 02	70	605	127	802	1420	56.48%	429	331	760
62	140	1670	156	1966	2889	73.11%	1290	635	1925
63	107	587	84	778	1459	53.32%	43	710	753
64	72	46	46	499	804	62.06%	109	378	487
65	132	1184	94	1410	1769	79.71%	1006	371	1377
66 01	6	130	59	195	294	66.33%	147	43	190
66 02	2	79	36	117	164	71.34%	94	17	111

Canvass Report — Total Voters — Unofficial Jefferson County — General, Joint and Special Election — November 03, 2020

Page 19 of 117

11/12/2020 05:36 PM
Precincts Reporting 139 of 139 = 100.00%

Total Number of Voters : 95,469 of 150,690 = 63.35%

United States Representative 14

Precinct	Absentee Ballots Cast	Early Ballots Cast	Election Ballots Cast	Total Ballots Cast	Registered Voters	Percent Turnout	REP Randy Weber	DEM Adrienne Bell	Totals
66 03	9	129	58	196	285	68.77%	164	29	193
66 04	1	48	4	53	62	85.48%	43	10	53
66 05	12	417	56	485	653	74.27%	343	134	477
67	158	1006	137	1301	2381	54.64%	152	1116	1268
68	225	1268	164	1657	2481	67.33%	887	737	1624
69	153	1872	231	2256	3360	67.14%	1672	508	2180
70 01	19	340	55	414	662	62.54%	227	170	397
70 02	82	787	136	1005	1847	54.41%	320	648	968
70 03	0	0	0	0	0	00.00%	0	0	0
71 01	1	54	12	67	104	64.42%	57	7	64
71 02	0	1	0	1	1	100.00%	1	0	1
72	132	1325	212	1669	2716	61.45%	678	961	1639
73	152	1557	102	1811	2414	75.02%	1209	566	1775
74	96	1726	198	2020	2940	68.71%	1706	259	1965
75	18	330	95	443	1133	39.10%	70	358	428
76	43	354	70	467	1083	43.12%	90	357	447
77	122	530	92	744	1478	50.34%	55	689	724
78	76	990	147	1213	1963	61.79%	441	750	1191
79	143	1258	133	1534	2114	72.56%	898	601	1499
80 01	6	1	0	7	266	2.63%	2	5	7
80 02	0	0	0	0	0	00.00%	0	0	0
81	59	322	47	428	851	50.29%	19	388	407
82	150	1208	161	1519	2597	58.49%	554	890	1444
83	59	720	89	868	1229	70.63%	707	137	844
84	125	491	74	690	1303	52.95%	40	634	674
85	177	625	52	854	1294	66.51%	120	711	831
86	94	664	71	829	1398	59.30%	408	407	815
87	51	537	90	678	1239	54.72%	99	564	663
88	70	582	103	755	1388	54.39%	241	500	741
89	29	181	38	248	492	50.41%	77	164	241
90 01	1	86	7	94	35	268.57%	55	36	91
90 02	0	30	2	32	8	400.00%	20	9	29
91 01	14	421	45	480	599	80.13%	426	46	472
91 02	2	79	7	88	103	85.44%	75	9	84
92	42	804	86	932	1247	74.74%	622	286	908
93	34	268	109	411	812	50.62%	90	284	374
94	142	1329	97	1568	2078	75.45%	1066	478	1544
95 01	9	108	6	123	168	74.10%	90	28	118
95 02	0	0	0	0	0	00.00%	0	0	0
95 03	24	242	13	279	392	71.17%	154	111	265

Canvass Report — Total Voters — Unofficial

Jefferson County — General, Joint and Special Election — November 03, 2020

Page 20 of 117

11/12/2020 05:36 PM
Precincts Reporting 139 of 139 = 100.00%

Total Number of Voters : 95,469 of 150,690 = 63.35%

United States Representative 14

Precinct	Absentee Ballots Cast	Early Ballots Cast	Election Ballots Cast	Total Ballots Cast	Registered Voters	Percent Turnout	REP Randy Weber	DEM Adrienne Bell	Totals
96	24	204	35	263	534	49.25%	53	195	248
97	0	0	0	0	0	00.00%	0	0	0
98 01	12	332	57	401	611	65.63%	260	126	386
98 02	1	8	0	9	15	60.00%	6	2	8
99	59	293	65	417	797	52.32%	110	298	408
100	188	1892	138	2218	2995	74.06%	1269	900	2169
101	0	0	0	0	0	00.00%	0	0	0
102 01	0	0	0	0	0	00.00%	0	0	0
102 02	3	117	9	129	182	70.88%	94	24	118
103	0	19	5	24	31	77.42%	20	3	23
104	4	51	3	58	78	74.38%	51	6	57
105	14	104	28	146	294	49.66%	31	107	138
106	2	16	4	22	27	81.48%	13	9	22
107 01	0	1	0	1	2	50.00%	1	0	1
107 02	0	0	0	0	0	00.00%	0	0	0
108	19	314	45	378	513	73.69%	325	36	361
109	7	162	21	190	239	79.50%	154	31	185
110	0	295	0	295	0	00.00%	27	13	40
111	49	1	0	50	0	00.00%	7	37	44
Totals	8368	76435	10666	95469	150690		48160	44202	92362

Canvass Report — Total Voters — Unofficial Jefferson County — General, Joint and Special Election — November 03, 2020

Page 21 of 117

11/12/2020 05:36 PM
Precincts Reporting 139 of 139 = 100.00%

Total Number of Voters : 95,469 of 150,690 = 63.35%

Railroad Commissioner

Precinct	Absentee Ballots Cast	Early Ballots Cast	Election Ballots Cast	Total Ballots Cast	Registered Voters	Percent Turnout	REP James "Jim" Wright	DEM Chrysta Castañeda	LIB Matt Sterett	GRN Katija "Kat" Gruene	Totals
1	103	754	119	976	1868	52.25%	105	824	12	8	949
2	102	425	64	591	1085	54.47%	117	451	2	7	577
3	167	769	137	1073	2165	49.56%	75	950	8	8	1041
4	91	898	125	1114	1500	74.27%	642	401	34	9	1086
5	99	834	106	1039	1600	64.94%	450	531	24	5	1010
6	65	562	99	726	1322	54.92%	213	469	19	7	708
7	95	665	138	898	1458	61.59%	343	489	28	14	874
8	51	270	54	375	898	41.76%	34	327	2	1	364
9 01	138	2358	196	2692	3523	76.41%	2157	350	39	14	2560
9 02	13	110	15	138	240	57.50%	86	41	0	0	127
10	41	239	58	338	814	41.52%	69	241	6	8	324
11	22	157	32	211	445	47.42%	41	155	5	5	206
12	30	202	44	276	509	54.22%	12	243	2	5	262
13	29	142	35	206	380	54.21%	14	178	1	2	195
14	102	559	116	777	1528	50.85%	68	663	11	4	746
15	97	502	109	708	1351	52.41%	93	561	7	8	689
16	32	155	43	230	488	47.13%	37	185	2	1	225
17	135	1458	171	1804	2650	68.08%	708	997	35	9	1749
18	127	678	76	881	1536	57.36%	27	807	5	8	847
19	111	595	119	825	1611	51.21%	77	703	12	5	797
20	63	453	101	617	1309	47.14%	64	523	10	6	603
21	9	138	22	169	307	55.05%	101	60	2	1	164
22	216	2305	331	2852	4464	63.89%	1089	1615	46	17	2787
23	187	1162	133	1482	2113	70.14%	380	1040	14	13	1447
24	18	335	38	389	547	71.12%	293	71	6	1	371
25	90	1429	146	1665	2248	74.07%	1233	337	24	9	1603
26 01	180	1288	159	1627	2344	69.41%	847	684	22	12	1565
26 02	19	320	33	372	503	73.96%	263	78	11	3	355
27	55	724	128	907	1479	61.33%	393	452	20	11	876
28 01	41	286	53	380	549	69.22%	145	202	7	2	356
28 02	33	145	24	202	296	68.24%	40	153	3	2	198
28 03	2	24	5	31	40	77.50%	14	16	0	0	30
29	36	1284	205	1525	1854	82.25%	1276	156	23	5	1460
30	34	753	77	864	1185	72.91%	745	76	9	3	833
31 01	0	5	0	5	2	250.00%	5	0	0	0	5
31 02	37	801	103	941	1242	75.76%	786	94	15	4	899
31 03	0	0	0	0	0	00.00%	0	0	0	0	0
32	111	50	111	168	264	63.64%	128	28	0	0	156
33 01	97	1134	249	1480	2472	59.87%	947	450	13	8	1418
33 02	0	7	0	7	11	63.64%	6	0	1	0	7

Canvass Report — Total Voters — Unofficial Jefferson County — General, Joint and Special Election — November 03, 2020

Page 22 of 117

Total Number of Voters : 95,469 of 150,690 = 63.35%

11/12/2020 05:36 PM Precincts Reporting 139 of 139 = 100.00%

Railroad Commissioner

Precinct	Absentee Ballots Cast	Early Ballots Cast	Election Ballots Cast	Total Ballots Cast	Registered Voters	Percent Turnout	REP James "Jim" Wright	DEM Chrysa Castañeda	LIB Matt Sterett	GRN Katja "Kat" Gruene	Totals
34	204	772	96	1072	1632	65.69%	58	943	14	12	1027
35	28	589	87	704	1037	67.89%	553	106	13	4	676
36	73	913	118	1104	1631	67.69%	823	204	22	6	1055
37	125	1472	178	1775	2586	68.64%	1314	315	55	10	1694
38 01	43	472	51	566	766	73.99%	450	81	8	2	541
38 02	48	884	84	1016	1333	76.22%	823	117	32	4	976
39	225	774	113	1112	1948	57.08%	52	992	6	12	1062
40	110	1780	237	2127	3029	70.22%	1855	327	49	11	2042
41	6	91	14	111	195	56.92%	81	21	1	1	104
42 01	95	1464	141	1700	2413	70.45%	1277	289	33	16	1615
42 02	2	32	5	39	54	72.22%	35	1	2	0	38
43 01	96	1201	148	1445	2025	71.36%	1105	238	15	9	1367
43 02	23	129	29	181	291	62.20%	102	61	5	1	169
43 03	0	0	0	0	0	00.00%	0	0	0	0	0
44	32	366	60	458	760	60.26%	174	245	9	7	435
45	64	513	126	703	1281	54.88%	220	428	10	6	684
46	58	494	93	645	1282	50.31%	191	394	7	9	601
47	58	599	133	790	1521	51.94%	243	481	16	9	749
48	37	342	90	469	1054	44.50%	81	351	9	4	445
49	16	175	66	257	524	49.05%	69	157	2	4	232
50	171	967	190	1328	2526	52.57%	243	969	13	7	1232
51	18	165	37	220	463	47.52%	31	172	3	1	207
52	44	190	42	276	503	54.87%	18	238	2	2	260
53	85	581	102	768	1495	51.37%	69	646	15	4	734
54	46	211	33	290	545	53.21%	15	245	7	4	271
55	35	161	24	220	426	51.64%	12	184	6	2	204
56	125	2092	196	2413	3224	74.84%	1853	400	36	12	2301
57	63	317	43	423	824	51.33%	16	379	6	5	406
58	3	31	4	38	61	62.30%	31	7	0	0	38
59	103	408	70	581	1180	49.24%	23	515	6	7	551
60 01	97	1835	225	2157	3256	66.25%	1589	383	42	23	2037
60 02	5	34	3	42	78	53.85%	27	10	1	0	38
61 01	17	231	43	291	486	59.88%	208	65	4	0	277
61 02	70	605	127	802	1420	56.48%	407	326	10	4	747
62	140	1670	156	1966	2689	73.11%	1226	604	36	17	1883
63	107	587	84	778	1459	53.32%	40	685	8	8	741
64	72	381	46	499	804	62.06%	103	365	10	4	482
65	132	1184	94	1410	1769	79.71%	958	362	27	5	1352
66 01	6	130	59	195	294	66.33%	145	37	6	1	189
66 02	2	79	36	117	164	71.34%	88	19	4	0	111

Canvass Report — Total Voters — Unofficial

Jefferson County — General, Joint and Special Election — November 03, 2020

Page 23 of 117

11/12/2020 05:36 PM
Precincts Reporting 139 of 139 = 100.00%

Total Number of Voters : 95,469 of 150,690 = 63.35%

Railroad Commissioner

Precinct	Absentee Ballots Cast	Early Ballots Cast	Election Ballots Cast	Total Ballots Cast	Registered Voters	Percent Turnout	REP James "Jim" Wright	DEM Chrysta Castaneda	LIB Matt Sterett	GRN Katija "Kat" Gruene	Totals
66 03	9	129	58	196	285	68.77%	165	27	1	0	193
66 04	1	48	4	53	62	85.48%	42	10	0	0	52
66 05	12	417	56	485	653	74.27%	323	125	13	6	467
67	158	1006	137	1301	2381	54.64%	147	1089	16	8	1260
68	225	1268	164	1657	2461	67.33%	854	703	35	14	1606
69	153	1872	231	2256	3360	67.14%	1595	505	45	12	2157
70 01	19	340	55	414	662	62.54%	220	170	6	1	397
70 02	82	787	136	1005	1847	54.41%	303	630	26	8	965
70 03	0	0	0	0	0	00.00%	0	0	0	0	0
71 01	1	54	12	67	104	64.42%	58	8	0	0	64
71 02	0	1	0	1	1	100.00%	1	0	0	0	1
72	132	1325	212	1669	2716	61.45%	637	921	42	18	1618
73	152	1557	102	1811	2414	75.02%	1159	539	37	10	1745
74	96	1726	198	2020	2940	68.71%	1628	268	34	6	1936
75	18	330	95	443	1133	38.10%	68	340	8	9	425
76	43	354	70	467	1083	43.12%	80	351	9	6	446
77	122	530	92	744	1478	50.34%	55	650	5	9	719
78	76	990	147	1213	1963	61.79%	425	731	23	7	1186
79	143	1258	133	1534	2114	72.56%	875	561	31	13	1480
80 01	6	1	0	7	266	2.63%	2	5	0	0	7
80 02	0	0	0	0	0	00.00%	0	0	0	0	0
81	59	322	47	428	851	50.29%	16	376	7	2	401
82	150	1208	161	1519	2597	58.49%	528	875	20	13	1436
83	59	720	89	868	1229	70.63%	670	144	18	5	837
84	125	491	74	690	1303	52.95%	39	623	4	2	668
85	177	625	52	854	1284	66.51%	110	690	12	8	820
86	94	664	71	829	1398	59.30%	389	391	18	6	804
87	51	537	90	678	1239	54.72%	89	557	7	7	660
88	70	582	103	755	1388	54.39%	223	495	16	1	735
89	29	181	38	248	492	50.41%	75	152	6	5	238
90 01	1	85	7	94	35	268.57%	53	35	2	0	90
90 02	0	30	2	32	8	400.00%	16	11	1	0	28
91 01	14	421	45	480	599	80.13%	412	43	10	3	468
91 02	2	79	7	88	103	85.44%	74	8	2	0	84
92	42	804	86	932	1247	74.74%	599	277	17	7	900
93	34	268	109	411	812	50.62%	79	288	4	3	374
94	142	1329	97	1568	2078	75.46%	1038	449	29	8	1524
95 01	9	108	6	123	166	74.10%	89	25	2	0	116
95 02	0	0	0	0	0	00.00%	0	0	0	0	0
95 03	24	242	13	279	392	71.17%	145	113	2	3	263

Canvass Report — Total Voters — Unofficial Jefferson County — General, Joint and Special Election — November 03, 2020

Page 24 of 117

11/12/2020 05:36 PM
Precincts Reporting 139 of 139 = 100.00%

Total Number of Voters : 95,469 of 150,690 = 63.35%

Railroad Commissioner

Precinct	Absentee Ballots Cast	Early Ballots Cast	Election Ballots Cast	Total Ballots Cast	Registered Voters	Percent Turnout	REP James "Jim" Wright	DEM Chrysta Castañeda	LIB Matt Sterett	GRN Katja "Kat" Gruene	Totals
96	24	204	35	263	534	49.25%	42	198	7	0	247
97	0	0	0	0	0	00.00%	0	0	0	0	0
98 01	12	332	57	401	611	65.63%	241	128	9	2	380
98 02	1	8	0	9	15	60.00%	5	3	0	0	8
99	59	293	65	417	797	52.32%	102	281	13	8	404
100	188	1892	138	2218	2895	74.06%	1229	868	20	12	2129
101	0	0	0	0	0	00.00%	0	0	0	0	0
102 01	0	0	0	0	0	00.00%	0	0	0	0	0
102 02	3	117	9	129	182	70.88%	90	22	5	2	119
103	0	19	5	24	31	77.42%	20	3	0	0	23
104	4	51	3	58	78	74.36%	48	7	0	0	55
105	14	104	28	146	294	49.66%	24	105	5	3	137
106	2	16	4	22	27	81.48%	12	9	1	0	22
107 01	0	1	0	1	2	50.00%	1	0	0	0	1
107 02	0	0	0	0	0	00.00%	0	0	0	0	0
108	19	314	45	378	513	73.68%	313	38	3	2	356
109	7	162	21	190	239	79.50%	152	30	0	0	182
110	0	295	0	295	0	00.00%	152	120	9	3	284
Totals	8319	76434	10666	85419	150690		46241	42860	1610	688	91499

Canvass Report — Total Voters — Unofficial Jefferson County — General, Joint and Special Election — November 03, 2020

Page 25 of 117

11/12/2020 05:36 PM
Precincts Reporting 139 of 139 = 100.00%

Total Number of Voters : 95,469 of 150,690 = 63.35%

Chief Justice, Supreme Court

Precinct	Absentee Ballots Cast	Early Ballots Cast	Election Ballots Cast	Total Ballots Cast	Registered Voters	Percent Turnout	REP Nathan Hecht	DEM Amy Clark Meachum	LIB Mark Ash	Totals
1	103	754	119	976	1868	52.25%	94	842	19	955
2	102	425	64	591	1085	54.47%	110	457	11	578
3	167	769	137	1073	2165	49.56%	58	971	12	1041
4	91	898	125	1114	1500	74.27%	647	412	28	1087
5	99	834	106	1039	1600	64.94%	442	553	21	1016
6	65	562	99	726	1322	54.92%	216	482	11	709
7	95	665	138	898	1458	61.59%	327	515	32	874
8	51	270	54	375	898	41.76%	33	330	2	365
9 01	138	2358	196	2692	3523	76.41%	2134	400	42	2576
9 02	13	110	15	138	240	57.50%	82	42	3	127
10	41	239	58	338	814	41.52%	62	259	8	329
11	22	157	32	211	445	47.42%	39	165	2	206
12	30	202	44	276	509	54.22%	9	248	3	260
13	29	142	35	206	380	54.21%	12	183	1	196
14	102	559	116	777	1528	50.85%	57	883	9	749
15	97	502	109	708	1351	52.41%	96	570	7	673
16	32	155	43	230	488	47.13%	37	182	4	223
17	135	1498	171	1804	2650	68.08%	693	1026	32	1751
18	127	678	76	881	1536	57.36%	27	816	11	854
19	111	595	119	825	1611	51.21%	75	716	7	798
20	63	453	101	617	1309	47.14%	59	534	11	604
21	9	138	22	169	307	55.05%	99	59	6	164
22	216	2305	331	2852	4464	63.89%	1050	1689	40	2779
23	187	1162	133	1482	2113	70.14%	364	1075	9	1448
24	16	335	38	389	547	71.12%	284	83	6	373
25	90	1429	146	1665	2248	74.07%	1206	364	32	1602
26 01	180	1288	159	1627	2344	69.41%	835	717	28	1580
26 02	19	320	33	372	503	73.96%	259	88	12	359
27	55	724	128	907	1479	61.33%	383	470	22	875
28 01	41	286	53	380	549	69.22%	144	208	4	356
28 02	33	145	24	202	296	68.24%	37	161	1	199
28 03	2	24	5	31	40	77.50%	15	15	0	30
29	36	1284	205	1525	1854	82.25%	1261	178	18	1457
30	34	753	77	864	1185	72.91%	727	92	11	830
31 01	0	5	0	5	2	250.00%	3	1	1	5
31 02	37	801	103	941	1242	75.76%	780	107	15	902
31 03	0	0	0	0	0	00.00%	0	0	0	0
32	7	50	111	168	264	63.64%	118	35	1	154
33 01	97	1134	249	1480	2472	59.87%	926	467	25	1418
33 02	0	7	0	7	11	63.64%	6	0	1	7

Canvass Report — Total Voters — Unofficial Jefferson County — General, Joint and Special Election — November 03, 2020

Page 26 of 117

11/12/2020 05:36 PM
Precincts Reporting 139 of 139 = 100.00%

Total Number of Voters : 95,469 of 150,690 = 63.35%

Chief Justice, Supreme Court

Precinct	Absentee Ballots Cast	Early Ballots Cast	Election Ballots Cast	Total Ballots Cast	Registered Voters	Percent Turnout	REP Nathan Hecht	DEM Amy Clark Meachum	LIB Mark Ash	Totals
34	204	772	96	1072	1632	65.69%	52	966	13	1031
35	28	599	87	704	1037	67.89%	540	119	15	674
36	73	913	118	1104	1631	67.89%	818	223	18	1059
37	125	1472	176	1775	2586	68.64%	1287	363	46	1696
38 01	43	472	51	566	766	73.89%	444	91	9	544
38 02	48	884	84	1016	1333	76.22%	818	128	30	976
39	225	774	113	1112	1948	57.08%	37	1035	8	1080
40	110	1780	237	2127	3029	70.22%	1654	350	45	2049
41	6	91	14	111	195	56.92%	77	27	2	106
42 01	95	1464	141	1700	2413	70.45%	1256	342	32	1630
42 02	2	32	5	39	54	72.22%	34	3	2	39
43 01	96	1201	148	1445	2025	71.36%	1083	277	12	1372
43 02	23	129	181	291	291	62.20%	98	65	8	171
43 03	0	0	0	0	0	00.00%	0	0	0	0
44	32	366	60	458	760	60.26%	173	248	16	437
45	64	513	126	703	1281	54.88%	226	418	16	660
46	58	494	93	645	1282	50.31%	181	411	7	599
47	58	599	133	790	1521	51.94%	244	482	23	749
48	37	342	90	469	1054	44.50%	79	358	5	442
49	16	175	66	257	524	49.05%	75	153	7	235
50	171	967	190	1328	2526	52.57%	249	970	18	1237
51	18	165	37	220	463	47.52%	31	173	4	208
52	44	190	42	276	503	54.87%	14	241	5	260
53	85	581	102	768	1495	51.37%	57	873	11	741
54	46	211	33	290	545	53.21%	11	256	5	272
55	35	161	24	220	426	51.64%	9	195	3	207
56	125	2092	196	2413	3224	74.84%	1835	438	33	2306
57	63	317	43	423	824	51.33%	13	385	8	406
58	3	31	4	38	61	62.30%	32	6	0	38
59	103	408	70	581	1180	49.24%	13	536	5	554
60 01	97	1835	225	2157	3256	66.25%	1568	428	50	2046
60 02	5	34	3	42	78	53.85%	26	10	2	38
61 01	17	231	43	291	486	59.88%	209	63	5	277
61 02	70	605	127	802	1420	56.48%	404	331	15	750
62	140	1670	156	1966	2689	73.11%	1203	848	47	1698
63	107	587	84	778	1459	53.32%	30	707	13	750
64	72	381	46	499	804	62.06%	99	372	8	479
65	132	1184	94	1410	1769	79.71%	852	386	21	1359
66 01	6	130	59	195	294	66.33%	142	43	5	190
66 02	2	79	36	117	164	71.34%	90	19	3	112

Canvass Report — Total Voters — Unofficial Jefferson County — General, Joint and Special Election — November 03, 2020

Page 27 of 117

11/12/2020 05:36 PM
Precincts Reporting 139 of 139 = 100.00%

Total Number of Voters : 95,469 of 150,690 = 63.35%

Chief Justice, Supreme Court

Precinct	Absentee Ballots Cast	Early Ballots Cast	Election Ballots Cast	Total Ballots Cast	Registered Voters	Percent Turnout	REP Nathan Hecht	DEM Amy Clark	LIB Mark Ash	Totals
66 03	9	129	58	196	285	68.77%	160	31	1	192
66 04	1	48	4	53	62	85.48%	42	10	0	52
66 05	12	417	56	485	653	74.27%	324	136	12	472
67	158	1006	137	1301	2381	54.64%	138	1110	13	1261
68	225	1268	164	1657	2461	67.33%	842	736	32	1610
69	153	1872	231	2256	3360	67.14%	1568	530	58	2156
70 01	19	340	55	414	662	62.54%	213	179	6	398
70 02	82	787	138	1005	1847	54.41%	286	641	26	963
70 03	0	0	0	0	0	00.00%	0	0	0	0
71 01	1	54	12	67	104	64.42%	54	9	1	64
71 02	0	1	0	1	1	100.00%	1	0	0	1
72	132	1325	212	1669	2716	61.45%	633	959	33	1625
73	152	1557	102	1811	2414	75.02%	1135	578	32	1745
74	96	1726	198	2020	2940	68.71%	1617	288	34	1939
75	18	330	95	443	1133	39.10%	59	347	18	424
76	43	354	70	467	1083	43.12%	75	361	11	447
77	122	530	92	744	1478	50.34%	49	664	9	722
78	76	990	147	1213	1963	61.79%	410	748	29	1187
79	143	1258	133	1534	2114	72.56%	847	601	32	1480
80 01	6	1	0	7	266	2.63%	2	5	0	7
80 02	0	0	0	0	0	00.00%	0	0	0	0
81	59	322	47	428	851	50.29%	13	383	9	405
82	150	1208	161	1519	2597	58.49%	520	894	22	1436
83	59	720	89	868	1229	70.63%	671	141	20	832
84	125	491	74	690	1303	52.95%	32	633	3	668
85	177	625	52	854	1284	66.51%	105	702	13	820
86	94	664	71	829	1398	59.30%	391	392	19	802
87	51	537	90	678	1239	54.72%	85	564	10	659
88	70	582	103	755	1388	54.39%	216	500	17	733
89	29	181	38	248	492	50.41%	68	166	8	242
90 01	1	86	7	94	35	268.57%	53	37	1	91
90 02	0	30	2	32	8	400.00%	18	10	0	28
91 01	14	421	45	480	599	80.13%	408	48	12	468
91 02	2	79	7	88	103	85.44%	74	10	1	85
92	42	804	86	932	1247	74.74%	592	290	21	903
93	34	268	109	411	812	50.62%	74	295	6	375
94	142	1329	97	1568	2078	75.46%	1021	480	29	1530
95 01	9	108	6	123	166	74.10%	89	28	1	118
95 02	0	0	0	0	0	00.00%	0	0	0	0
95 03	24	242	13	279	392	71.17%	143	118	1	262

Canvass Report — Total Voters — Unofficial Jefferson County — General, Joint and Special Election — November 03, 2020

Page 28 of 117

11/12/2020 05:36 PM
Precincts Reporting 139 of 139 = 100.00%

Total Number of Voters : 95,469 of 150,690 = 63.35%

Chief Justice, Supreme Court

Precinct	Absentee Ballots Cast	Early Ballots Cast	Election Ballots Cast	Total Ballots Cast	Registered Voters	Percent Turnout	REP Nathan Hecht	DEM Amy Clark Meachum	LIB Mark Ash	Totals
96	24	204	35	263	534	49.25%	45	197	6	248
97	0	0	0	0	0	00.00%	0	0	0	0
98 01	12	332	57	401	611	65.63%	242	128	12	382
98 02	1	8	0	9	15	60.00%	6	3	0	9
99	59	293	65	417	797	52.32%	105	289	14	408
100	188	1892	138	2218	2995	74.06%	1204	913	27	2144
101	0	0	0	0	0	00.00%	0	0	0	0
102 01	0	0	0	0	0	00.00%	0	0	0	0
102 02	3	117	9	129	182	70.88%	93	22	4	119
103	0	19	5	24	31	77.42%	19	3	1	23
104	4	51	3	58	78	74.36%	46	7	2	55
105	14	104	28	146	294	49.66%	24	111	3	138
106	2	16	4	22	27	81.48%	12	9	1	22
107 01	0	1	0	1	2	50.00%	1	0	0	1
107 02	0	0	0	0	0	00.00%	0	0	0	0
108	19	314	45	378	513	73.68%	311	45	5	361
109	7	162	21	190	239	79.50%	148	34	1	183
110	0	295	0	295	0	00.00%	148	130	9	285
Totals	8319	76434	10666	95419	150690		745409	44649	1708	91766

Canvass Report — Total Voters — Unofficial Jefferson County — General, Joint and Special Election — November 03, 2020

Page 29 of 117

11/12/2020 05:36 PM
Precincts Reporting 139 of 139 = 100.00%

Total Number of Voters : 95,469 of 150,690 = 63.35%

Justice, Supreme Court, Place 6, Unexpired Term

Precinct	Absentee Ballots Cast	Early Ballots Cast	Election Ballots Cast	Total Ballots Cast	Registered Voters	Percent Turnout	REP Jane Bland	DEM Kathy Cheng	Totals
1	103	754	119	976	1868	52.25%	113	834	947
2	102	425	64	591	1085	54.47%	110	464	574
3	167	769	137	1073	2165	49.56%	67	970	1037
4	81	898	125	1114	1500	74.27%	873	411	1084
5	99	834	106	1039	1800	64.94%	466	548	1014
6	65	562	99	726	1322	54.92%	230	477	707
7	95	665	138	898	1458	61.59%	347	525	872
8	51	270	375	696	898	41.76%	39	327	366
9 01	138	2358	196	2692	3523	76.41%	2176	383	2559
9 02	13	110	15	138	240	57.50%	85	41	126
10	41	239	58	338	814	41.52%	68	262	330
11	22	157	32	211	445	47.42%	40	166	206
12	30	202	44	276	509	54.22%	15	249	264
13	29	142	35	206	380	54.21%	14	183	197
14	102	559	116	777	1528	50.85%	67	683	750
15	97	502	109	708	1351	52.41%	98	572	670
16	32	155	43	230	488	47.13%	43	180	223
17	135	1498	171	1804	2650	68.08%	729	1022	1751
18	127	678	76	881	1536	57.36%	28	827	855
19	111	595	119	825	1611	51.21%	79	720	799
20	63	453	101	617	1308	47.14%	66	536	602
21	9	138	22	169	307	55.05%	100	63	163
22	216	2305	331	2852	4464	63.89%	1093	1888	2781
23	187	1162	133	1482	2113	70.14%	375	1066	1441
24	16	335	38	389	547	71.12%	297	78	375
25	90	1429	146	1665	2248	74.07%	1251	349	1600
26 01	180	1288	159	1627	2344	69.41%	875	699	1574
26 02	19	320	33	372	503	73.96%	266	88	354
27	55	724	128	907	1479	61.33%	396	479	875
28 01	41	286	53	380	549	69.22%	146	208	354
28 02	33	145	24	202	296	68.24%	38	159	197
28 03	2	24	5	31	40	77.50%	15	15	30
29	36	1284	205	1525	1854	82.25%	1285	175	1460
30	34	753	77	864	1185	72.91%	746	79	825
31 01	0	5	0	5	2	250.00%	4	1	5
31 02	37	801	103	941	1242	75.76%	796	106	902
31 03	0	0	0	0	0	00.00%	0	0	0
32	7	50	111	168	264	63.64%	124	32	156
33 01	97	1134	249	1480	2472	59.87%	957	452	1409
33 02	0	7	0	7	11	63.64%	7	0	7

Canvass Report — Total Voters — Unofficial

Jefferson County — General, Joint and Special Election — November 03, 2020

Page 30 of 117

11/12/2020 05:36 PM
Precincts Reporting 139 of 139 = 100.00%

Total Number of Voters : 95,469 of 150,690 = 63.35%

Justice, Supreme Court, Place 6, Unexpired Term

Precinct	Absentee Ballots Cast	Early Ballots Cast	Election Ballots Cast	Total Ballots Cast	Registered Voters	Percent Turnout	REP Jane Bland	DEM Kathy Cheng	Totals
34	204	772	96	1072	1632	65.69%	59	967	1026
35	28	589	87	704	1037	67.89%	556	117	673
36	73	913	118	1104	1631	67.69%	842	214	1056
37	125	1472	178	1775	2588	68.64%	1337	351	1688
38 01	43	472	51	566	766	73.89%	454	87	541
38 02	48	884	84	1016	1333	76.22%	844	127	971
39	225	774	113	1112	1948	57.08%	57	1021	1078
40	110	1780	237	2127	3029	70.22%	1699	342	2041
41	6	91	14	111	195	56.92%	79	27	106
42 01	95	1484	141	1700	2413	70.45%	1295	325	1620
42 02	2	32	5	39	54	72.22%	37	1	38
43 01	96	1201	148	1445	2025	71.36%	1110	263	1373
43 02	23	129	181	204	291	62.20%	103	66	169
43 03	0	0	0	0	0	00.00%	0	0	0
44	32	368	60	458	760	60.26%	191	244	435
45	64	513	126	703	1281	54.88%	237	427	664
46	58	494	93	645	1282	50.31%	197	399	596
47	58	599	133	790	1521	51.94%	261	486	747
48	37	342	90	469	1054	44.50%	89	355	444
49	16	175	68	257	524	49.05%	72	162	234
50	171	967	190	1328	2526	52.57%	243	992	1235
51	18	165	37	220	493	47.52%	28	181	209
52	44	190	42	276	503	54.87%	15	243	258
53	85	581	102	768	1495	51.37%	65	672	737
54	46	211	33	290	545	53.21%	15	256	271
55	35	161	24	220	426	51.64%	11	195	206
56	125	2092	196	2413	3224	74.84%	1879	420	2299
57	63	317	43	423	824	51.33%	16	392	408
58	3	31	4	38	61	62.30%	32	6	38
59	103	408	70	581	1180	49.24%	21	537	558
60 01	97	1835	225	2157	3256	66.25%	1605	428	2033
60 02	5	34	3	42	78	53.85%	25	13	38
61 01	17	231	43	291	486	59.88%	213	65	278
61 02	70	605	127	802	1420	56.48%	407	344	751
62	140	1670	156	1966	2689	73.11%	1234	653	1887
63	107	587	84	778	1459	53.32%	40	705	745
64	72	381	46	499	804	62.06%	103	376	479
65	132	1184	94	1410	1769	79.71%	982	375	1357
66 01	6	130	59	195	294	66.33%	146	43	189
66 02	2	79	36	117	164	71.34%	95	15	110

Canvass Report — Total Voters — Unofficial Jefferson County — General, Joint and Special Election — November 03, 2020

Page 31 of 117

11/12/2020 05:36 PM
Precincts Reporting 139 of 139 = 100.00%

Total Number of Voters : 95,469 of 150,690 = 63.35%

Justice, Supreme Court, Place 6, Unexpired Term

Precinct	Absentee Ballots Cast	Early Ballots Cast	Election Ballots Cast	Total Ballots Cast	Registered Voters	Percent Turnout	REP Jane Bland	DEM Kathy Cheng	Totals
66 03	9	129	58	196	285	68.77%	162	31	193
66 04	1	48	4	53	62	85.48%	42	10	52
66 05	12	417	56	485	653	74.27%	334	138	472
67	158	1006	137	1301	2381	54.64%	146	1114	1260
68	225	1288	164	1657	2481	67.33%	874	737	1611
69	153	1872	231	2256	3360	67.14%	1631	524	2155
70 01	19	340	55	414	662	62.54%	220	177	397
70 02	82	787	136	1005	1847	54.41%	311	648	959
70 03	0	0	0	0	0	00.00%	0	0	0
71 01	1	54	12	67	104	64.42%	53	10	63
71 02	0	1	0	1	1	100.00%	1	0	1
72	132	1325	212	1669	2716	61.45%	668	954	1622
73	152	1557	102	1811	2414	75.02%	1172	568	1740
74	96	1726	198	2020	2940	68.71%	1650	284	1934
75	18	330	95	443	1133	39.10%	67	358	425
76	43	354	70	467	1083	43.12%	89	356	445
77	122	530	92	744	1478	50.34%	58	662	720
78	76	990	147	1213	1963	61.79%	433	747	1180
79	143	1258	133	1534	2114	72.58%	887	599	1486
80 01	6	1	0	7	266	2.63%	2	5	7
80 02	0	0	0	0	0	00.00%	0	0	0
81	59	322	47	428	851	50.29%	19	383	402
82	150	1208	161	1519	2597	58.49%	534	897	1431
83	59	720	89	868	1229	70.63%	679	148	827
84	125	491	74	690	1303	52.95%	40	629	669
85	177	625	52	854	1294	66.51%	108	711	819
86	94	664	71	829	1398	59.30%	398	408	806
87	51	537	90	678	1239	54.72%	90	566	656
88	70	582	103	755	1388	54.39%	231	504	735
89	29	181	38	248	482	50.41%	76	164	240
90 01	1	86	7	94	35	268.57%	53	37	90
90 02	0	30	2	32	8	400.00%	19	9	28
91 01	14	421	45	480	599	80.13%	418	52	470
91 02	2	79	7	88	103	85.44%	76	8	84
92	42	804	86	932	1247	74.74%	613	283	896
93	34	268	109	411	812	50.62%	88	266	374
94	142	1329	97	1568	2078	75.46%	1050	478	1528
95 01	9	108	6	123	166	74.10%	91	28	119
95 02	0	0	0	0	0	00.00%	0	0	0
95 03	24	242	13	279	392	71.17%	149	114	263

Canvass Report — Total Voters — Unofficial Jefferson County — General, Joint and Special Election — November 03, 2020

Page 32 of 117

11/12/2020 05:36 PM
Precincts Reporting 139 of 139 = 100.00%

Total Number of Voters : 95,469 of 150,690 = 63.35%

Justice, Supreme Court, Place 6, Unexpired Term

Precinct	Absentee Ballots Cast	Early Ballots Cast	Election Ballots Cast	Total Ballots Cast	Registered Voters	Percent Turnout	REP Jane Bland	DEM Kathy Cheng	Totals
96	24	204	35	263	534	49.25%	48	198	246
97	0	0	0	0	0	00.00%	0	0	0
98 01	12	332	57	401	611	65.63%	249	131	380
98 02	1	8	0	9	15	60.00%	6	2	8
99	59	293	65	417	797	52.32%	105	289	404
100	188	1892	138	2218	2995	74.08%	1223	914	2137
101	0	0	0	0	0	00.00%	0	0	0
102 01	0	0	0	0	0	00.00%	0	0	0
102 02	3	117	9	129	182	70.88%	94	25	119
103	0	19	5	24	31	77.42%	19	4	23
104	4	51	3	58	78	74.36%	48	7	55
105	14	104	28	146	294	49.66%	24	112	136
106	2	16	4	22	27	81.48%	13	9	22
107 01	0	1	0	1	2	50.00%	1	0	1
107 02	0	0	0	0	0	00.00%	0	0	0
108	19	314	45	378	513	73.68%	321	38	359
109	7	162	21	190	239	79.50%	152	30	182
110	0	295	0	295	0	00.00%	152	132	284
Totals	8319	78434	10666	95419	150890		47005	44537	91542

Canvass Report — Total Voters — Unofficial Jefferson County — General, Joint and Special Election — November 03, 2020

Page 33 of 117

11/12/2020 05:36 PM
Precincts Reporting 139 of 139 = 100.00%

Total Number of Voters : 95,469 of 150,690 = 63.35%

Justice, Supreme Court, Place 7

Precinct	Absentee Ballots Cast	Early Ballots Cast	Election Ballots Cast	Total Ballots Cast	Registered Voters	Percent Turnout	REP Jeff Boyd	DEM Staci Williams	LIB William Bryan Strange III	Totals
1	103	754	119	976	1868	52.25%	100	836	15	951
2	102	425	64	591	1085	54.47%	105	461	10	576
3	167	769	137	1073	2165	49.56%	57	973	15	1045
4	91	888	125	1114	1500	74.27%	657	408	21	1086
5	99	834	106	1039	1600	64.94%	455	534	22	1011
6	65	562	99	726	1322	54.92%	217	480	11	708
7	85	665	138	898	1458	61.59%	330	517	20	867
8	51	270	54	375	898	41.76%	32	332	1	365
9 01	138	2358	196	2692	3523	76.41%	2155	378	32	2565
9 02	13	110	15	138	240	57.50%	83	39	4	126
10	41	239	58	338	814	41.52%	63	259	7	329
11	22	157	32	211	445	47.42%	36	165	5	206
12	30	202	44	276	509	54.22%	9	251	3	263
13	29	142	35	206	380	54.21%	10	185	1	196
14	102	559	116	777	1528	50.85%	61	686	5	752
15	97	502	109	708	1351	52.41%	97	567	10	674
16	32	155	43	230	488	47.13%	37	188	0	225
17	135	1498	171	1804	2650	68.08%	703	1019	30	1752
18	127	678	76	881	1536	57.36%	25	816	9	850
19	111	595	119	825	1611	51.21%	75	715	6	796
20	63	453	101	617	1309	47.14%	56	539	8	603
21	9	138	22	169	307	55.05%	101	61	1	163
22	216	2305	331	2852	4464	63.89%	1081	1677	39	2777
23	187	1162	133	1482	2113	70.14%	362	1076	8	1446
24	16	335	38	389	547	71.12%	288	79	4	371
25	90	1429	146	1665	2248	74.07%	1231	346	25	1602
26 01	180	1288	159	1627	2344	69.41%	850	698	35	1583
26 02	19	320	33	372	503	73.96%	267	84	8	359
27	55	724	128	907	1479	61.33%	381	475	19	875
28 01	41	286	53	380	549	69.22%	146	205	8	359
28 02	33	145	24	202	286	68.24%	39	157	1	197
28 03	2	24	5	31	40	77.50%	14	15	1	30
29	36	1284	205	1525	1854	82.25%	1270	172	19	1461
30	34	753	77	864	1185	72.91%	735	79	13	827
31 01	0	5	0	5	2	250.00%	5	0	0	5
31 02	37	801	103	941	1242	75.76%	788	100	16	904
31 03	0	0	0	0	0	00.00%	0	0	0	0
32	7	50	111	168	264	63.64%	122	34	1	157
33 01	97	1134	249	1480	2472	59.87%	937	454	24	1415
33 02	0	7	0	7	11	63.64%	7	0	0	7

Canvass Report — Total Voters — Unofficial Jefferson County — General, Joint and Special Election — November 03, 2020

Page 34 of 117

11/12/2020 05:36 PM
Precincts Reporting 139 of 139 = 100.00%

Total Number of Voters : 95,469 of 150,690 = 63.35%

Justice, Supreme Court, Place 7

Precinct	Absentee Ballots Cast	Early Ballots Cast	Election Ballots Cast	Total Ballots Cast	Registered Voters	Percent Turnout	REP Jeff Boyd	DEM Staci Williams	LIB William Bryan	Strange III	Totals
34	204	772	96	1072	1632	65.69%	51	969	10	1030	
35	28	589	87	704	1037	67.89%	549	111	13	673	
36	73	813	118	1104	1631	67.89%	826	215	17	1058	
37	125	1472	178	1775	2586	68.64%	1315	343	45	1703	
38 01	43	472	51	566	766	73.89%	444	86	13	543	
38 02	48	884	84	1016	1333	76.22%	826	126	21	973	
39	225	774	113	1112	1948	57.08%	45	1032	5	1082	
40	110	1780	237	2127	3029	70.22%	1664	334	45	2043	
41	6	91	14	111	195	56.92%	80	25	1	106	
42 01	95	1464	141	1700	2413	70.45%	1267	325	32	1624	
42 02	2	32	5	39	54	72.22%	34	3	2	39	
43 01	96	1201	148	1445	2025	71.38%	1098	262	13	1373	
43 02	23	129	29	181	291	62.20%	100	64	4	168	
43 03	0	0	0	0	0	00.00%	0	0	0	0	
44	32	366	60	458	760	60.26%	179	245	11	435	
45	64	513	126	703	1281	54.88%	229	424	12	665	
46	58	494	93	645	1282	50.31%	195	401	4	800	
47	58	599	133	790	1521	51.94%	248	481	22	751	
48	37	342	90	469	1054	44.50%	76	362	7	445	
49	16	175	66	257	524	49.05%	73	158	4	235	
50	171	967	190	1328	2526	52.57%	248	983	14	1245	
51	18	165	37	220	463	47.52%	31	175	2	208	
52	44	190	42	276	503	54.87%	17	245	1	263	
53	85	581	102	768	1495	51.37%	61	672	8	741	
54	46	211	33	290	545	53.21%	12	257	3	272	
55	35	181	24	220	426	51.64%	9	194	3	206	
56	125	2092	196	2413	3224	74.84%	1842	433	30	2305	
57	63	317	43	423	824	51.33%	13	389	4	406	
58	3	31	4	38	61	62.30%	32	6	0	38	
59	103	408	70	581	1180	49.24%	13	539	6	558	
60 01	97	1835	225	2157	3256	66.25%	1580	426	36	2042	
60 02	5	34	3	42	78	53.85%	27	12	0	39	
61 01	17	231	43	291	486	59.88%	204	69	5	278	
61 02	70	805	127	802	1420	56.48%	409	331	17	757	
62	140	1670	156	1966	2689	73.11%	1202	645	45	1892	
63	107	587	84	778	1459	53.32%	32	710	8	750	
64	72	381	46	499	804	62.06%	100	375	5	480	
65	132	1184	94	1410	1769	79.71%	951	379	25	1355	
66 01	6	130	59	195	294	66.33%	142	44	4	190	
66 02	2	79	36	117	164	71.34%	91	16	1	108	

Canvass Report — Total Voters — Unofficial Jefferson County — General, Joint and Special Election — November 03, 2020

Page 35 of 117

11/12/2020 05:36 PM
Precincts Reporting 139 of 139 = 100.00%

Total Number of Voters : 95,469 of 150,690 = 63.35%

Justice, Supreme Court, Place 7

Precinct	Absentee Ballots Cast	Early Ballots Cast	Election Ballots Cast	Total Ballots Cast	Registered Voters	Percent Turnout	REP Jeff Boyd	DEM Staci Williams	LIB William Bryan Strange III	Totals
66 03	9	129	58	196	285	68.77%	160	29	3	192
66 04	1	48	4	53	62	85.48%	42	10	0	52
66 05	12	417	56	485	653	74.27%	329	135	7	471
67	158	1006	137	1301	2381	54.64%	138	1112	14	1264
68	225	1268	164	1657	2461	67.33%	841	736	31	1608
69	153	1872	231	2256	3360	67.14%	1596	504	57	2157
70 01	19	340	55	414	662	62.54%	217	176	6	399
70 02	82	787	136	1005	1847	54.41%	298	650	16	964
70 03	0	0	0	0	0	00.00%	0	0	0	0
71 01	1	54	12	67	104	64.42%	54	9	1	64
71 02	0	1	0	1	1	100.00%	1	0	0	1
72	132	1325	212	1669	2716	61.45%	637	954	31	1622
73	152	1557	102	1811	2414	75.02%	1133	575	31	1739
74	96	1726	198	2020	2940	68.71%	1631	281	27	1939
75	18	330	95	443	1133	39.10%	62	352	12	426
76	43	354	70	467	1083	43.12%	84	356	8	448
77	122	530	92	744	1478	50.34%	51	670	3	724
78	76	990	147	1213	1963	61.79%	414	751	22	1187
79	143	1258	133	1534	2114	72.56%	845	604	31	1480
80 01	6	1	0	7	266	2.63%	2	5	0	7
80 02	0	0	0	0	0	00.00%	0	0	0	0
81	59	322	47	428	851	50.29%	9	389	6	404
82	150	1208	161	1519	2597	58.49%	521	888	20	1429
83	59	720	89	868	1228	70.63%	676	142	12	830
84	125	491	74	690	1303	52.95%	33	631	7	671
85	177	625	52	854	1294	66.51%	107	712	5	824
86	94	664	71	829	1388	59.30%	381	402	19	802
87	51	537	90	678	1239	54.72%	87	555	8	660
88	70	582	103	755	1388	54.39%	223	495	18	736
89	29	181	38	248	492	50.41%	68	166	5	239
90 01	1	86	7	94	35	268.57%	54	36	1	91
90 02	0	30	2	32	8	400.00%	16	9	3	28
91 01	14	421	45	480	599	80.13%	412	47	11	470
91 02	2	79	7	88	103	85.44%	75	8	1	84
92	42	804	86	932	1247	74.74%	593	289	22	904
93	34	266	109	411	812	50.62%	83	283	9	375
94	142	1329	97	1568	2078	75.46%	1002	490	33	1525
95 01	9	108	6	123	166	74.10%	92	26	1	119
95 02	0	0	0	0	0	00.00%	0	0	0	0
95 03	24	242	13	279	392	71.17%	144	114	2	260

Canvass Report — Total Voters — Unofficial Jefferson County — General, Joint and Special Election — November 03, 2020

Page 36 of 117

11/12/2020 05:36 PM
Precincts Reporting 139 of 139 = 100.00%

Total Number of Voters : 95,469 of 150,690 = 63.35%

Justice, Supreme Court, Place 7

Precinct	Absentee Ballots Cast	Early Ballots Cast	Election Ballots Cast	Total Ballots Cast	Registered Voters	Percent Turnout	REP Jeff Boyd	DEM Staci Williams	LIB William Bryan Strange III	Totals
96	24	204	35	263	534	49.25%	43	199	5	247
97	0	0	0	0	0	00.00%	0	0	0	0
98 01	12	332	57	401	611	65.63%	250	122	9	381
98 02	1	8	0	9	15	60.00%	6	3	0	9
99	59	293	65	417	797	52.32%	101	292	11	404
100	188	1892	138	2218	2995	74.06%	1214	904	27	2145
101	0	0	0	0	0	00.00%	0	0	0	0
102 01	0	0	0	0	0	00.00%	0	0	0	0
102 02	3	117	9	129	182	70.88%	92	23	4	119
103	0	19	5	24	31	77.42%	18	4	1	23
104	4	51	3	58	78	74.36%	45	7	3	55
105	14	104	28	146	294	49.66%	26	110	2	138
106	2	16	4	22	27	81.48%	13	9	0	22
107 01	0	1	0	1	2	50.00%	1	0	0	1
107 02	0	0	0	0	0	00.00%	0	0	0	0
108	19	314	45	378	513	73.68%	315	39	2	356
109	7	162	21	190	239	79.50%	152	29	1	182
110	0	295	0	295	0	00.00%	146	131	8	285
Totals	839	76434	10668	95419	150690		45815	44399	1511	91725

Canvass Report — Total Voters — Unofficial Jefferson County — General, Joint and Special Election — November 03, 2020

Page 37 of 117

11/12/2020 05:36 PM
Precincts Reporting 139 of 139 = 100.00%

Total Number of Voters : 95,469 of 150,690 = 63.35%

Justice, Supreme Court, Place 8

Precinct	Absentee Ballots Cast	Early Ballots Cast	Election Ballots Cast	Total Ballots Cast	Registered Voters	Percent Turnout	REP Brett Busby	DEM Glenda D. Triana	LIB Tom Oxford	Totals
1	103	754	119	976	1868	52.25%	97	829	22	948
2	102	425	64	591	1085	54.47%	108	462	9	579
3	167	769	137	1073	2165	49.58%	61	971	8	1040
4	91	898	125	1114	1500	74.27%	651	396	39	1086
5	99	834	106	1039	1600	64.94%	451	534	27	1012
6	65	562	99	726	1322	54.92%	220	473	16	709
7	95	665	138	898	1458	61.58%	329	503	41	873
8	54	270	54	375	898	41.76%	32	331	6	369
9 01	138	2358	196	2692	3523	76.41%	2142	365	51	2558
9 02	13	110	15	138	240	57.50%	84	37	5	126
10	41	239	58	338	814	41.52%	66	255	8	329
11	22	157	32	211	445	47.42%	36	162	6	204
12	30	202	44	276	509	54.22%	10	251	4	265
13	29	142	35	206	380	54.21%	12	182	4	198
14	102	559	116	777	1528	50.85%	60	679	11	750
15	97	502	109	708	1351	52.41%	91	575	6	672
16	32	155	43	230	488	47.13%	32	188	4	224
17	135	1498	171	1804	2650	68.08%	708	1007	37	1752
18	127	678	76	881	1536	57.36%	24	820	7	851
19	111	595	119	825	1611	51.21%	73	712	12	797
20	63	453	101	617	1309	47.14%	55	539	10	604
21	9	138	22	169	307	55.05%	100	59	4	163
22	216	2305	331	2852	4484	63.89%	1059	1671	47	2777
23	187	1162	133	1482	2113	70.14%	361	1073	9	1443
24	16	335	38	389	547	71.12%	291	76	5	372
25	90	1429	146	1665	2248	74.07%	1222	343	35	1600
26 01	180	1288	159	1627	2344	69.41%	847	887	46	1580
26 02	19	320	33	372	503	73.96%	268	76	13	357
27	55	724	128	907	1479	61.33%	386	461	29	876
28 01	41	286	53	380	549	69.22%	145	203	8	356
28 02	33	145	24	202	296	68.24%	36	159	4	199
28 03	2	24	5	31	40	77.50%	14	15	1	30
29	36	1284	205	1525	1854	82.25%	1262	165	36	1463
30	34	753	77	864	1185	72.91%	735	78	17	830
31 01	0	5	0	5	2	250.00%	5	0	0	5
31 02	37	801	103	941	1242	75.76%	788	98	21	907
31 03	0	0	0	0	0	00.00%	0	0	0	0
32	7	50	111	168	264	63.64%	122	31	2	155
33 01	97	1134	249	1480	2472	59.87%	939	455	26	1420
33 02	0	7	0	7	11	63.64%	6	0	1	7

Canvass Report — Total Voters — Unofficial Jefferson County — General, Joint and Special Election — November 03, 2020

Page 38 of 117

11/12/2020 05:36 PM
Precincts Reporting 139 of 139 = 100.00%

Total Number of Voters : 95,469 of 150,690 = 63.35%

Justice, Supreme Court, Place 8

Precinct	Absentee Ballots Cast	Early Ballots Cast	Election Ballots Cast	Total Ballots Cast	Registered Voters	Percent Turnout	REP Brett Busby	DEM Gisele D. Triana	LIB Tom Oxford	Totals
34	204	772	96	1072	1632	65.69%	49	961	15	1025
35	28	589	87	704	1037	67.89%	548	110	17	675
36	73	913	118	1104	1631	67.69%	825	210	21	1056
37	125	1472	178	1775	2586	68.64%	1306	339	55	1700
38 01	43	472	51	566	766	73.89%	441	87	14	542
38 02	48	884	84	1016	1333	76.22%	829	119	28	976
39	225	774	113	1112	1948	57.08%	39	1022	11	1072
40	110	1780	237	2127	3029	70.22%	1664	326	51	2041
41	6	91	14	111	195	56.92%	79	23	4	106
42 01	95	1464	141	1700	2413	70.45%	1273	316	34	1623
42 02	2	32	5	39	54	72.22%	34	3	2	39
43 01	96	1201	148	1445	2025	71.36%	1100	258	17	1375
43 02	23	129	29	181	291	62.20%	98	61	7	166
43 03	0	0	0	0	0	00.00%	0	0	0	0
44	32	366	60	458	760	60.26%	181	248	9	438
45	64	513	126	703	1281	54.86%	222	427	14	663
46	58	494	93	645	1282	50.31%	194	397	12	603
47	58	599	133	790	1521	51.94%	251	476	26	753
48	37	342	90	469	1054	44.50%	77	359	9	445
49	16	175	68	257	524	49.05%	74	157	5	236
50	171	967	190	1328	2526	52.57%	244	979	20	1243
51	18	165	37	220	463	47.52%	32	175	1	208
52	44	190	42	276	503	54.87%	15	245	1	261
53	85	581	102	768	1495	51.37%	57	674	11	742
54	46	211	33	290	545	53.21%	10	255	4	269
55	35	161	24	220	426	51.64%	8	196	3	207
56	125	2092	196	2413	3224	74.84%	1839	429	34	2302
57	63	317	43	423	824	51.33%	18	381	4	403
58	3	31	4	38	61	62.30%	32	6	0	38
59	103	408	70	581	1180	49.24%	15	534	8	557
60 01	97	1835	225	2157	3256	66.25%	1581	412	48	2041
60 02	5	34	3	42	78	53.85%	27	10	2	39
61 01	17	231	43	291	486	59.88%	209	63	6	278
61 02	70	605	127	802	1420	56.48%	409	329	18	756
62	140	1670	156	1966	2689	73.11%	1201	624	63	1888
63	107	587	84	778	1459	53.32%	33	707	9	749
64	72	381	46	499	804	62.06%	99	370	10	479
65	132	1184	94	1410	1769	79.71%	957	384	38	1359
66 01	6	130	59	195	294	66.33%	145	39	8	192
66 02	2	79	36	117	164	71.34%	88	16	4	108

Canvass Report — Total Voters — Unofficial Jefferson County — General, Joint and Special Election — November 03, 2020

Page 39 of 117

11/12/2020 05:36 PM
Precincts Reporting 139 of 139 = 100.00%

Total Number of Voters : 95,469 of 150,690 = 63.35%

Justice, Supreme Court, Place 8

Precinct	Absentee Ballots Cast	Early Ballots Cast	Election Ballots Cast	Total Ballots Cast	Registered Voters	Percent Turnout	REP Brett Busby	DEM Glenda D. Triana	LIB Tom Oxford	Totals
66 03	9	129	58	196	285	68.77%	161	28	3	192
66 04	1	48	4	53	62	85.48%	42	9	1	52
66 05	12	417	56	485	653	74.27%	328	133	11	472
67	158	1006	137	1301	2381	54.64%	139	1111	11	1261
68	225	1268	164	1657	2481	67.33%	845	712	48	1605
69	153	1872	231	2256	3360	67.14%	1594	510	57	2161
70 01	19	340	55	414	662	62.54%	216	173	8	397
70 02	82	787	136	1005	1847	54.41%	292	647	25	964
70 03	0	0	0	0	0	0.00%	0	0	0	0
71 01	1	54	12	67	104	64.42%	55	9	0	64
71 02	0	1	0	1	1	100.00%	1	0	0	1
72	132	1325	212	1669	2716	61.45%	639	946	37	1622
73	152	1557	102	1811	2414	75.02%	1144	549	46	1739
74	96	1726	198	2020	2940	68.71%	1624	273	40	1937
75	18	330	95	443	1133	39.10%	61	353	10	424
76	43	354	70	467	1083	43.12%	83	357	8	448
77	122	530	92	744	1478	50.34%	54	655	11	720
78	76	990	147	1213	1963	61.79%	420	742	26	1188
79	143	1258	133	1534	2114	72.56%	856	583	45	1484
80 01	6	1	0	7	266	2.63%	2	5	0	7
80 02	0	0	0	0	0	0.00%	0	0	0	0
81	59	322	47	428	851	50.29%	13	389	4	406
82	150	1208	161	1519	2597	58.49%	520	892	30	1442
83	59	720	89	868	1229	70.63%	675	140	18	833
84	125	491	74	690	1303	52.95%	38	624	6	668
85	177	625	52	854	1294	66.51%	109	705	11	825
86	94	664	71	829	1398	59.30%	385	387	28	800
87	51	537	90	678	1239	54.72%	81	557	18	656
88	70	582	103	755	1388	54.39%	220	498	18	736
89	29	181	38	248	492	50.41%	71	156	11	238
90 01	1	86	7	94	35	268.57%	54	37	1	92
90 02	0	30	2	32	8	400.00%	17	10	1	28
91 01	14	421	45	480	599	80.13%	407	45	17	469
91 02	2	79	7	88	103	85.44%	74	8	2	84
92	42	804	86	932	1247	74.74%	593	275	35	903
93	34	268	109	411	812	50.62%	81	283	9	373
94	142	1329	97	1568	2078	75.46%	1018	463	46	1527
95 01	9	108	6	123	166	74.10%	93	25	1	119
95 02	0	0	0	0	0	0.00%	0	0	0	0
95 03	24	242	13	279	392	71.17%	144	109	8	261

Canvass Report — Total Voters — Unofficial
Jefferson County — General, Joint and Special Election — November 03, 2020

Page 40 of 117
 11/12/2020 05:36 PM
 Precincts Reporting 139 of 139 = 100.00%

Total Number of Voters : 95,469 of 150,690 = 63.35%

Justice, Supreme Court, Place 8

Precinct	Absentee Ballots Cast	Early Ballots Cast	Election Ballots Cast	Total Ballots Cast	Registered Voters	Percent Turnout	REP Brett Busby	DEM Gisele D. Triana	LIB Tom Oxford	Totals
96	24	204	35	263	534	49.25%	42	197	8	247
97	0	0	0	0	0	00.00%	0	0	0	0
98 01	12	332	57	401	611	65.63%	243	128	10	379
98 02	1	8	0	9	15	60.00%	6	2	1	9
99	59	293	65	417	797	52.32%	101	291	14	406
100	188	1892	138	2218	2995	74.06%	1212	890	43	2145
101	0	0	0	0	0	00.00%	0	0	0	0
102 01	0	0	0	0	0	00.00%	0	0	0	0
102 02	3	117	9	129	182	70.88%	93	21	4	118
103	0	19	5	24	31	77.42%	18	4	1	23
104	4	51	3	58	78	74.36%	47	7	2	56
105	14	104	28	146	294	49.66%	23	110	5	138
106	2	16	4	22	27	81.48%	13	9	0	22
107 01	0	1	0	1	2	50.00%	1	0	0	1
107 02	0	0	0	0	0	00.00%	0	0	0	0
108	19	314	45	378	513	73.69%	316	36	5	357
109	7	162	21	190	239	79.50%	149	30	3	182
110	0	295	0	295	0	00.00%	143	129	12	284
Totals	8319	76434	10666	95419	150690		45787	43878	2039	91704

Canvass Report — Total Voters — Unofficial Jefferson County — General, Joint and Special Election — November 03, 2020

Page 41 of 117

11/12/2020 05:36 PM
Precincts Reporting 139 of 139 = 100.00%

Total Number of Voters : 95,469 of 150,690 = 63.35%

Judge, Court of Criminal Appeals, Place 3

Precinct	Absentee Ballots Cast	Early Ballots Cast	Election Ballots Cast	Total Ballots Cast	Registered Voters	Percent Turnout	REP Bert Richardson	DEM Elizabeth Davis	Totals
1	103	754	119	976	1868	52.25%	104	845	949
2	102	425	64	591	1085	54.47%	109	465	574
3	167	789	137	1073	2165	49.56%	64	877	1041
4	91	898	125	1114	1500	74.27%	666	410	1076
5	99	834	106	1039	1600	64.94%	460	551	1011
6	65	562	99	726	1322	54.92%	218	489	707
7	95	665	138	898	1458	61.59%	341	526	867
8	51	270	54	375	898	41.76%	38	331	367
9 01	138	2358	196	2692	3523	76.41%	2147	390	2537
9 02	13	110	15	138	240	57.50%	84	43	127
10	41	239	58	338	814	41.52%	64	265	329
11	22	157	32	211	445	47.42%	41	168	207
12	30	202	44	276	509	54.22%	12	253	265
13	29	142	35	206	380	54.21%	12	185	197
14	102	559	116	777	1528	50.85%	61	689	750
15	97	502	109	708	1351	52.41%	96	574	670
16	32	155	43	230	488	47.13%	36	186	222
17	135	1498	171	1804	2650	68.08%	713	1037	1750
18	127	678	76	881	1536	57.36%	26	823	849
19	111	595	119	825	1611	51.21%	80	716	796
20	63	453	101	617	1309	47.14%	59	543	602
21	9	138	22	169	307	55.05%	99	63	162
22	216	2305	331	2852	4464	63.89%	1077	1697	2774
23	187	1162	133	1482	2113	70.14%	369	1075	1444
24	16	335	38	389	547	71.12%	290	82	372
25	90	1429	146	1665	2248	74.07%	1236	362	1598
26 01	180	1288	159	1627	2344	69.41%	857	715	1572
26 02	19	320	33	372	503	73.96%	263	90	353
27	55	724	128	907	1479	61.33%	392	481	873
28 01	41	286	53	380	549	69.22%	154	202	356
28 02	33	145	24	202	296	68.24%	38	157	195
28 03	2	24	5	31	40	77.50%	15	15	30
29	36	1284	205	1525	1854	82.25%	1282	174	1456
30	34	753	77	864	1185	72.91%	739	89	828
31 01	0	5	0	5	2	250.00%	4	1	5
31 02	37	801	103	941	1242	75.76%	794	109	903
31 03	0	0	0	0	0	00.00%	0	0	0
32	7	50	111	168	264	63.64%	123	32	155
33 01	97	1134	249	1480	2472	59.87%	950	484	1414
33 02	0	7	0	7	11	63.64%	7	0	7

Canvass Report — Total Voters — Unofficial Jefferson County — General, Joint and Special Election — November 03, 2020

Page 42 of 117

11/12/2020 05:36 PM
Precincts Reporting 139 of 139 = 100.00%

Total Number of Voters : 95,469 of 150,690 = 63.35%

Judge, Court of Criminal Appeals, Place 3

Precinct	Absentee Ballots Cast	Early Ballots Cast	Election Ballots Cast	Total Ballots Cast	Registered Voters	Percent Turnout	REP Bert Richardson	DEM Elizabeth Davis	Totals
34	204	772	96	1072	1632	65.69%	52	973	1025
35	28	589	87	704	1037	67.89%	554	115	669
36	73	913	118	1104	1631	67.69%	841	210	1051
37	125	1472	178	1775	2586	68.64%	1332	351	1683
38 01	43	472	51	566	766	73.89%	456	85	541
38 02	48	884	84	1016	1333	76.22%	837	129	966
39	225	774	113	1112	1948	57.08%	45	1026	1071
40	110	1780	237	2127	3029	70.22%	1686	345	2031
41	6	91	14	111	195	56.92%	80	26	106
42 01	95	1464	141	1700	2413	70.45%	1281	328	1609
42 02	2	32	5	39	54	72.22%	35	2	37
43 01	96	1201	148	1445	2025	71.36%	1103	262	1365
43 02	23	129	29	181	291	62.20%	103	63	166
43 03	0	0	0	0	0	00.00%	0	0	0
44	32	366	60	458	760	60.26%	190	246	436
45	64	513	126	703	1281	54.88%	230	431	661
46	58	494	93	645	1282	50.31%	198	394	592
47	58	589	133	780	1521	51.94%	253	494	747
48	37	342	90	469	1054	44.50%	89	380	449
49	16	175	66	257	524	49.05%	70	161	231
50	171	967	190	1328	2526	52.57%	249	983	1232
51	18	185	37	220	463	47.52%	31	176	207
52	44	180	42	276	503	54.87%	16	242	258
53	85	581	102	768	1495	51.37%	60	669	729
54	46	211	33	290	545	53.21%	12	261	273
55	35	161	24	220	426	51.64%	8	198	206
56	125	2092	196	2413	3224	74.84%	1844	445	2289
57	63	317	43	423	824	51.33%	11	384	405
58	3	31	4	38	61	62.30%	32	6	38
59	103	408	70	581	1180	49.24%	13	540	553
60 01	97	1835	225	2157	3256	66.25%	1593	433	2026
60 02	5	34	3	42	78	53.85%	26	12	38
61 01	17	231	43	291	486	59.88%	207	69	276
61 02	70	605	127	802	1420	56.48%	404	342	746
62	140	1670	156	1966	2689	73.11%	1228	645	1873
63	107	587	84	778	1459	53.32%	32	712	744
64	72	381	46	499	804	62.06%	103	373	476
65	132	1184	94	1410	1769	79.71%	966	379	1345
66 01	6	130	59	195	294	66.33%	143	44	187
66 02	2	79	36	117	164	71.34%	87	20	107

Canvass Report — Total Voters — Unofficial Jefferson County — General, Joint and Special Election — November 03, 2020

Page 43 of 117

11/12/2020 05:36 PM

Precincts Reporting 139 of 139 = 100.00%

Total Number of Voters : 95,469 of 150,690 = 63.35%

Judge, Court of Criminal Appeals, Place 3

Precinct	Absentee Ballots Cast	Early Ballots Cast	Election Ballots Cast	Total Ballots Cast	Registered Voters	Percent Turnout	REP Bert Richardson	DEM Elizabeth Davis	Fritzell	Totals
66 03	9	129	58	196	285	68.77%	160	31	191	
66 04	1	48	4	53	62	85.48%	43	9	52	
66 05	12	417	56	485	653	74.27%	327	143	470	
67	158	1006	137	1301	2381	54.64%	137	1119	1256	
68	225	1268	164	1657	2461	67.33%	868	750	1608	
69	153	1872	231	2256	3360	67.14%	1621	525	2146	
70 01	19	340	55	414	662	62.54%	216	176	392	
70 02	82	787	136	1005	1847	54.41%	312	646	958	
70 03	0	0	0	0	0	0.00%	0	0	0	
71 01	1	54	12	67	104	64.42%	53	11	64	
71 02	0	1	0	1	1	100.00%	1	0	1	
72	132	1325	212	1669	2716	61.45%	654	964	1618	
73	152	1557	102	1811	2414	75.02%	1161	574	1735	
74	96	1726	198	2020	2940	68.71%	1639	287	1926	
75	18	330	95	443	1133	39.10%	58	363	421	
76	43	354	70	467	1083	43.12%	81	367	448	
77	122	530	92	744	1478	50.34%	56	665	721	
78	76	990	147	1213	1963	61.79%	418	762	1180	
79	143	1258	133	1534	2114	72.56%	875	598	1473	
80 01	6	1	0	7	266	2.63%	2	5	7	
80 02	0	0	0	0	0	0.00%	0	0	0	
81	59	322	47	428	851	50.29%	15	388	403	
82	150	1208	161	1519	2597	58.49%	529	904	1433	
83	59	720	89	868	1229	70.63%	684	143	827	
84	125	491	74	690	1303	52.95%	36	633	669	
85	177	625	52	854	1284	66.51%	103	713	816	
86	94	664	71	829	1398	59.30%	392	407	799	
87	51	537	90	678	1239	54.72%	90	569	659	
88	70	582	103	755	1388	54.39%	227	508	735	
89	29	181	38	248	492	50.41%	74	165	239	
90 01	1	86	7	94	35	288.57%	56	36	92	
90 02	0	30	2	32	8	400.00%	17	11	28	
91 01	14	421	45	480	599	80.13%	416	52	468	
91 02	2	79	7	88	103	85.44%	74	9	83	
92	42	804	86	932	1247	74.74%	599	291	890	
93	34	268	109	411	812	50.62%	81	291	372	
94	142	1329	97	1568	2078	75.46%	1045	475	1520	
95 01	9	108	6	123	166	74.10%	91	28	119	
95 02	0	0	0	0	0	0.00%	0	0	0	
95 03	24	242	13	279	392	71.17%	142	115	257	

Canvass Report — Total Voters — Unofficial Jefferson County — General, Joint and Special Election — November 03, 2020

Page 44 of 117

11/12/2020 05:36 PM
Precincts Reporting 139 of 139 = 100.00%

Total Number of Voters : 95,469 of 150,690 = 63.35%

Judge, Court of Criminal Appeals, Place 3

Precinct	Absentee Ballots Cast	Early Ballots Cast	Election Ballots Cast	Total Ballots Cast	Registered Voters	Percent Turnout	REP Bert Richardson	DEM Elizabeth Davis	Fritzell	Totals
96	24	204	35	263	534	49.25%	48	199		247
97	0	0	0	0	0	00.00%	0	0	0	0
98 01	12	332	57	401	611	65.63%	252	127		379
98 02	1	8	0	9	15	60.00%	7	2		9
99	59	293	65	417	797	52.32%	104	299		403
100	188	1892	138	2218	2895	74.06%	1227	901		2128
101	0	0	0	0	0	00.00%	0	0	0	0
102 01	0	0	0	0	0	00.00%	0	0	0	0
102 02	3	117	9	129	182	70.88%	92	26		118
103	0	19	5	24	31	77.42%	18	5		23
104	4	51	3	58	78	74.36%	50	6		56
105	14	104	28	146	294	49.66%	26	112		138
106	2	16	4	22	27	81.48%	13	9		22
107 01	0	1	0	1	2	50.00%	1	0		1
107 02	0	0	0	0	0	00.00%	0	0	0	0
108	19	314	45	378	513	73.68%	318	37		355
109	7	162	21	190	239	79.50%	148	33		181
110	0	295	0	295	0	00.00%	149	135		284
Totals	8319	76434	10666	95419	150690		46414	44840		91254

Canvass Report — Total Voters — Unofficial

Jefferson County — General, Joint and Special Election — November 03, 2020

Page 45 of 117

11/12/2020 05:36 PM
Precincts Reporting 139 of 139 = 100.00%

Total Number of Voters : 95,469 of 150,690 = 63.35%

Judge, Court of Criminal Appeals, Place 4

Precinct	Absentee Ballots Cast	Early Ballots Cast	Election Ballots Cast	Total Ballots Cast	Registered Voters	Percent Turnout	REP Kevin Patrick Yeary	DEM Tina Clinton	Totals
1	103	754	119	976	1888	52.25%	110	837	947
2	102	425	64	591	1085	54.47%	108	469	577
3	167	769	137	1073	2165	49.56%	62	980	1042
4	91	898	125	1114	1500	74.27%	654	418	1072
5	99	834	106	1039	1600	64.94%	456	552	1008
6	65	552	99	726	1322	54.92%	217	485	702
7	95	665	138	898	1458	61.59%	340	525	865
8	54	270	54	375	898	41.76%	33	333	366
9 01	138	2358	196	2692	3523	76.41%	2156	381	2537
9 02	13	110	15	138	240	57.50%	86	41	127
10	41	239	58	338	814	41.52%	63	266	329
11	22	157	32	211	445	47.42%	39	164	203
12	30	202	44	276	509	54.22%	12	252	264
13	29	142	35	206	380	54.21%	10	186	196
14	102	559	116	777	1528	50.85%	60	689	749
15	97	502	109	708	1351	52.41%	96	572	668
16	32	155	43	230	488	47.13%	36	188	224
17	135	1498	171	1804	2650	68.08%	723	1024	1747
18	127	678	76	881	1536	57.36%	27	822	849
19	111	595	119	825	1611	51.21%	76	722	798
20	63	453	101	617	1309	47.14%	59	544	603
21	9	138	22	169	307	55.05%	99	63	162
22	216	2305	331	2852	4484	63.89%	1066	1699	2765
23	187	1162	133	1482	2113	70.14%	370	1074	1444
24	16	335	38	389	547	71.12%	287	80	367
25	90	1429	146	1665	2248	74.07%	1232	361	1593
26 01	180	1288	159	1627	2344	69.41%	847	720	1567
26 02	19	320	33	372	503	73.96%	262	89	351
27	55	724	128	907	1479	61.33%	402	470	872
28 01	41	286	53	380	549	69.22%	150	204	354
28 02	33	145	24	202	286	68.24%	37	159	196
28 03	2	24	5	31	40	77.50%	15	15	30
29	36	1284	205	1525	1854	82.25%	1278	177	1455
30	34	753	77	864	1185	72.91%	742	83	825
31 01	0	5	0	5	2	250.00%	5	0	5
31 02	37	801	103	941	1242	75.76%	791	108	899
31 03	0	0	0	0	0	00.00%	0	0	0
32	7	50	111	168	264	63.64%	123	31	154
33 01	97	1134	249	1480	2472	59.87%	953	457	1410
33 02	0	7	0	7	11	63.64%	7	0	7

Canvass Report — Total Voters — Unofficial Jefferson County — General, Joint and Special Election — November 03, 2020

Page 46 of 117

11/12/2020 05:36 PM
Precincts Reporting 139 of 139 = 100.00%

Total Number of Voters : 95,469 of 150,690 = 63.35%

Judge, Court of Criminal Appeals, Place 4

Precinct	Absentee Ballots Cast	Early Ballots Cast	Election Ballots Cast	Total Ballots Cast	Registered Voters	Percent Turnout	REP Kevin Patrick Yeary	DEM Tina Clinton	Totals
34	204	772	96	1072	1632	65.69%	56	970	1026
35	28	589	87	704	1037	67.89%	552	117	669
36	73	913	118	1104	1631	67.68%	834	213	1047
37	125	1472	178	1775	2586	68.64%	1329	349	1678
38 01	43	472	51	566	766	73.89%	453	88	539
38 02	48	884	84	1016	1333	76.22%	831	132	963
39	225	774	113	1112	1948	57.08%	48	1024	1072
40	110	1780	237	2127	3029	70.22%	1886	343	2029
41	6	91	14	111	195	56.92%	79	27	106
42 01	95	1464	141	1700	2413	70.45%	1282	325	1607
42 02	2	32	5	39	54	72.22%	35	2	37
43 01	96	1201	148	1445	2025	71.36%	1096	264	1360
43 02	23	129	29	181	291	62.20%	98	68	167
43 03	0	0	0	0	0	00.00%	0	0	0
44	32	366	60	458	760	60.26%	183	248	431
45	64	513	126	703	1281	54.88%	230	432	662
46	58	494	93	645	1282	50.31%	193	389	592
47	58	599	133	790	1521	51.94%	254	491	745
48	37	342	90	469	1054	44.50%	82	364	446
49	16	175	66	257	524	49.05%	71	159	230
50	171	967	190	1328	2526	52.57%	249	973	1222
51	18	165	37	220	463	47.52%	30	177	207
52	44	190	42	276	503	54.87%	16	243	259
53	85	581	102	768	1495	51.37%	60	870	730
54	46	211	33	290	545	53.21%	10	258	268
55	35	161	24	220	426	51.64%	9	195	204
56	125	2092	196	2413	3224	74.84%	1844	442	2286
57	63	317	43	423	824	51.33%	14	388	402
58	3	31	4	38	61	62.30%	32	6	38
59	103	408	70	581	1180	49.24%	20	538	558
60 01	97	1835	225	2157	3256	66.25%	1585	438	2023
60 02	5	34	3	42	78	53.85%	26	11	37
61 01	17	231	43	291	486	59.88%	212	65	277
61 02	70	605	127	802	1420	56.48%	409	339	748
62	140	1670	156	1966	2689	73.11%	1224	643	1867
63	107	587	84	778	1459	53.32%	34	710	744
64	72	381	46	499	804	62.06%	98	381	479
65	132	1184	94	1410	1769	79.71%	966	372	1338
66 01	6	130	59	195	294	66.33%	142	44	186
66 02	2	79	36	117	164	71.34%	90	17	107

Canvass Report — Total Voters — Unofficial Jefferson County — General, Joint and Special Election — November 03, 2020

Page 47 of 117

11/12/2020 05:36 PM
Precincts Reporting 139 of 139 = 100.00%

Total Number of Voters : 95,469 of 150,690 = 63.35%

Judge, Court of Criminal Appeals, Place 4

Precinct	Absentee Ballots Cast	Early Ballots Cast	Election Ballots Cast	Total Ballots Cast	Registered Voters	Percent Turnout	REP Kevin Patrick Yeary	DEM Tina Clinton	Totals
66 03	9	129	58	196	285	68.77%	160	29	189
66 04	1	48	4	53	62	85.48%	42	10	52
66 05	12	417	56	485	653	74.27%	332	137	469
67	158	1006	137	1301	2381	54.64%	133	1119	1252
68	225	1268	164	1657	2461	67.33%	863	738	1601
69	153	1872	231	2256	3360	67.14%	1624	524	2148
70 01	82	340	55	414	662	62.54%	217	175	392
70 02	82	787	136	1005	1847	54.41%	306	649	955
70 03	0	0	0	0	0	00.00%	0	0	0
71 01	1	54	12	67	104	64.42%	54	10	64
71 02	0	1	0	1	1	100.00%	1	0	1
72	132	1325	212	1669	2716	61.45%	663	952	1615
73	152	1557	102	1811	2414	75.02%	1153	577	1730
74	96	1726	198	2020	2840	68.71%	1641	283	1924
75	18	330	95	443	1133	39.10%	67	357	424
76	43	354	70	467	1083	43.12%	79	365	444
77	122	530	92	744	1478	50.34%	52	664	716
78	76	990	147	1213	1963	61.79%	415	761	1176
79	143	1258	133	1534	2114	72.56%	888	605	1473
80 01	6	1	0	7	266	2.63%	2	5	7
80 02	0	0	0	0	0	00.00%	0	0	0
81	59	322	47	428	851	50.29%	11	395	406
82	150	1208	161	1519	2597	58.49%	530	904	1434
83	59	720	89	868	1229	70.63%	685	141	826
84	125	491	74	690	1303	52.95%	33	633	666
85	177	625	52	854	1284	66.51%	107	713	820
86	94	664	71	829	1398	59.30%	393	406	799
87	51	537	90	678	1239	54.72%	93	563	656
88	70	592	103	755	1388	54.39%	221	513	734
89	29	181	38	248	492	50.41%	72	165	237
90 01	1	86	7	94	35	268.57%	55	36	91
90 02	0	30	2	32	8	400.00%	18	10	28
91 01	14	421	45	480	599	80.13%	418	49	467
91 02	2	79	7	88	103	85.44%	75	8	83
92	42	804	86	932	1247	74.74%	600	293	893
93	34	268	109	411	812	50.62%	82	291	373
94	142	1329	97	1568	2078	75.46%	1038	471	1509
95 01	9	108	6	123	166	74.10%	92	26	118
95 02	0	0	0	0	0	00.00%	0	0	0
95 03	24	242	13	279	392	71.17%	145	114	259

Canvass Report — Total Voters — Unofficial

Jefferson County — General, Joint and Special Election — November 03, 2020

Page 48 of 117

11/12/2020 05:36 PM

Total Number of Voters : 95,469 of 150,690 = 63.35%

Precincts Reporting 139 of 139 = 100.00%

Judge, Court of Criminal Appeals, Place 4

Precinct	Absentee Ballots Cast	Early Ballots Cast	Election Ballots Cast	Total Ballots Cast	Registered Voters	Percent Turnout	REP Kevin Patrick	DEM Tina Clinton	Totals
96	24	204	35	263	534	49.25%	45	202	247
97	0	0	0	0	0	00.00%	0	0	0
98 01	12	332	57	401	611	65.63%	251	128	379
98 02	1	8	0	9	15	60.00%	7	2	9
99	59	293	65	417	797	52.32%	104	296	400
100	188	1892	138	2218	2995	74.06%	1220	904	2124
101	0	0	0	0	0	00.00%	0	0	0
102 01	0	0	0	0	0	00.00%	0	0	0
102 02	3	117	9	129	182	70.88%	95	24	119
103	0	19	5	24	31	77.42%	19	4	23
104	4	51	3	58	78	74.38%	48	6	54
105	14	104	28	146	294	49.66%	25	113	138
106	2	16	4	22	27	81.48%	13	9	22
107 01	0	1	0	1	2	50.00%	1	0	1
107 02	0	0	0	0	0	00.00%	0	0	0
108	19	314	45	378	513	73.68%	313	41	354
109	7	162	21	190	239	79.50%	148	33	181
110	0	295	0	295	0	00.00%	148	132	280
Totals	8319	76434	10666	95419	150690		46329	44748	91077

Canvass Report — Total Voters — Unofficial Jefferson County — General, Joint and Special Election — November 03, 2020

Page 49 of 117

11/12/2020 05:36 PM
Precincts Reporting 139 of 139 = 100.00%

Total Number of Voters : 95,469 of 150,690 = 63.35%

Judge, Court of Criminal Appeals, Place 9

Precinct	Absentee Ballots Cast	Early Ballots Cast	Election Ballots Cast	Total Ballots Cast	Registered Voters	Percent Turnout	REP David Newell	DEM Brandon Birmingham	Totals
1	103	754	119	976	1868	52.25%	106	846	952
2	102	425	591	1018	1085	54.47%	108	467	575
3	167	769	137	1073	2165	49.56%	63	978	1041
4	91	898	125	1114	1500	74.27%	667	408	1075
5	99	834	106	1039	1600	64.94%	463	547	1010
6	65	562	99	726	1322	54.92%	228	476	702
7	95	665	138	898	1458	61.59%	344	521	865
8	51	270	54	375	898	41.76%	38	327	365
9 01	138	2358	196	2692	3523	76.41%	2154	380	2534
9 02	13	110	15	138	240	57.50%	84	43	127
10	41	239	58	338	814	41.52%	69	261	330
11	22	157	32	211	445	47.42%	39	167	206
12	30	202	44	276	509	54.22%	12	254	266
13	29	142	35	206	380	54.21%	13	184	197
14	102	559	116	777	1528	50.85%	74	675	749
15	97	502	109	708	1351	52.41%	98	572	670
16	32	155	43	230	488	47.13%	37	187	224
17	135	1498	171	1804	2650	68.08%	729	1015	1744
18	127	678	76	881	1536	57.36%	29	825	854
19	111	595	119	825	1611	51.21%	81	717	798
20	63	453	101	617	1309	47.14%	59	542	601
21	9	138	22	169	307	55.05%	98	65	163
22	216	2305	331	2852	4464	63.89%	1077	1689	2766
23	187	1162	133	1482	2113	70.14%	370	1070	1440
24	16	335	38	389	547	71.12%	289	81	370
25	90	1429	146	1665	2248	74.07%	1237	350	1587
26 01	180	1288	159	1627	2344	69.41%	872	690	1562
26 02	19	320	33	372	503	73.96%	265	87	352
27	55	724	128	907	1479	61.33%	397	476	873
28 01	41	286	53	380	549	69.22%	150	204	354
28 02	33	145	24	202	296	68.24%	39	157	196
28 03	2	24	5	31	40	77.50%	15	15	30
29	36	1284	205	1525	1854	82.25%	1274	179	1453
30	34	753	77	864	1185	72.91%	741	85	826
31 01	0	5	0	5	2	250.00%	5	0	5
31 02	37	801	103	941	1242	75.76%	794	105	899
31 03	0	0	0	0	0	00.00%	0	0	0
32	7	50	111	168	264	63.64%	126	28	155
33 01	97	1134	249	1480	2472	59.87%	949	459	1408
33 02	0	7	0	7	11	63.64%	7	0	7

Canvass Report — Total Voters — Unofficial Jefferson County — General, Joint and Special Election — November 03, 2020

11/12/2020 05:36 PM
Precincts Reporting 139 of 139 = 100.00%

Page 50 of 117

Total Number of Voters : 95,469 of 150,690 = 63.35%

Judge, Court of Criminal Appeals, Place 9

Precinct	Absentee Ballots Cast	Early Ballots Cast	Election Ballots Cast	Total Ballots Cast	Registered Voters	Percent Turnout	REP David Newell	DEM Brandon Birmingham	Totals
34	204	772	96	1072	1632	65.69%	55	967	1022
35	28	589	87	704	1037	67.89%	551	115	666
36	73	913	118	1104	1631	67.89%	833	215	1048
37	125	1472	178	1775	2586	68.64%	1333	347	1680
38 01	43	472	51	566	766	73.89%	449	89	538
38 02	48	884	84	1016	1333	76.22%	834	126	960
39	225	774	113	1112	1948	57.08%	47	1023	1070
40	110	1780	237	2127	3029	70.22%	1694	334	2028
41	6	91	14	111	195	56.92%	80	26	106
42 01	95	1464	141	1700	2413	70.45%	1288	320	1608
42 02	2	32	5	39	54	72.22%	34	3	37
43 01	96	1201	148	1445	2025	71.36%	1096	266	1362
43 02	23	129	181	204	291	62.20%	98	67	165
43 03	0	0	0	0	0	00.00%	0	0	0
44	32	366	60	458	760	60.26%	191	244	435
45	64	513	126	703	1281	54.88%	237	422	659
46	58	494	93	645	1282	50.31%	190	399	589
47	58	599	133	790	1521	51.94%	254	488	742
48	37	342	80	459	1054	44.50%	91	356	447
49	16	175	66	257	524	49.05%	74	154	228
50	171	967	190	1328	2526	52.57%	253	975	1228
51	18	165	37	220	483	47.52%	31	176	207
52	44	190	42	276	503	54.87%	13	243	256
53	85	581	102	768	1495	51.37%	62	662	724
54	46	211	33	290	545	53.21%	13	257	270
55	35	181	24	220	426	51.64%	10	196	206
56	125	2092	196	2413	3224	74.84%	1843	438	2281
57	63	317	43	423	824	51.33%	13	391	404
58	3	31	4	38	61	62.30%	32	6	38
59	103	408	70	581	1180	49.24%	23	530	553
60 01	97	1835	225	2157	3256	66.25%	1595	418	2013
60 02	5	34	3	42	78	53.85%	25	12	37
61 01	17	231	43	291	486	59.88%	210	67	277
61 02	70	605	127	802	1420	56.48%	412	331	743
62	140	1670	156	1966	2689	73.11%	1227	642	1869
63	107	587	84	778	1459	53.32%	31	711	742
64	72	381	46	499	804	62.06%	105	375	480
65	132	1184	94	1410	1769	79.71%	973	367	1340
66 01	6	130	59	195	294	66.33%	143	43	186
66 02	2	79	36	117	164	71.34%	86	20	106

Canvass Report — Total Voters — Unofficial

Jefferson County — General, Joint and Special Election — November 03, 2020

Page 51 of 117

11/12/2020 05:36 PM
Precincts Reporting 139 of 139 = 100.00%

Total Number of Voters : 95,469 of 150,690 = 63.35%

Judge, Court of Criminal Appeals, Place 9

Precinct	Absentee Ballots Cast	Early Ballots Cast	Election Ballots Cast	Total Ballots Cast	Registered Voters	Percent Turnout	REP David Newell	DEM Brandon Birmingham	Totals
66 03	9	129	58	196	285	68.77%	163	27	190
66 04	1	48	4	53	62	85.48%	42	10	52
66 05	12	417	56	485	653	74.27%	334	135	469
67	158	1006	137	1301	2381	54.64%	145	1108	1253
68	225	1288	164	1657	2481	67.33%	864	736	1600
69	153	1872	231	2256	3360	67.14%	1623	520	2143
70 01	19	340	55	414	662	62.54%	215	176	391
70 02	82	787	138	1005	1847	54.41%	305	650	955
70 03	0	0	0	0	0	00.00%	0	0	0
71 01	1	54	12	67	104	64.42%	56	8	64
71 02	0	1	0	1	1	100.00%	1	0	1
72	132	1325	212	1669	2716	61.45%	659	955	1614
73	152	1557	102	1811	2414	75.02%	1168	562	1730
74	96	1726	198	2020	2940	88.71%	1650	275	1925
75	18	330	95	443	1133	39.10%	68	355	423
76	43	354	70	467	1083	43.12%	82	357	439
77	122	530	92	744	1478	50.34%	57	661	718
78	76	990	147	1213	1963	61.79%	416	760	1176
79	143	1258	133	1534	2114	72.56%	874	597	1471
80 01	6	1	0	7	266	2.63%	2	5	7
80 02	0	0	0	0	0	00.00%	0	0	0
81	59	322	47	428	851	50.29%	16	389	405
82	150	1208	161	1519	2587	58.49%	532	889	1431
83	59	720	89	868	1228	70.63%	679	146	825
84	125	481	74	680	1303	52.95%	35	628	663
85	177	625	52	854	1284	66.51%	108	716	824
86	94	664	71	829	1398	59.30%	393	404	797
87	51	537	90	678	1239	54.72%	95	563	658
88	70	582	103	755	1388	54.39%	222	511	733
89	29	181	38	248	482	50.41%	77	162	239
90 01	1	86	7	94	35	268.57%	54	36	90
90 02	0	30	2	32	8	400.00%	18	10	28
91 01	14	421	45	480	599	80.13%	422	45	467
91 02	2	79	7	88	103	85.44%	75	8	84
92	42	804	86	932	1247	74.74%	598	287	885
93	34	288	109	411	812	50.62%	84	287	371
94	142	1329	97	1568	2078	75.46%	1037	475	1512
95 01	9	108	6	123	166	74.10%	92	26	118
95 02	0	0	0	0	0	00.00%	0	0	0
95 03	24	242	13	279	392	71.17%	141	118	259

Canvass Report — Total Voters — Unofficial

Jefferson County — General, Joint and Special Election — November 03, 2020

Page 52 of 117

11/12/2020 05:36 PM
Precincts Reporting 139 of 139 = 100.00%

Total Number of Voters : 95,469 of 150,690 = 63.35%

Judge, Court of Criminal Appeals, Place 9

Precinct	Absentee Ballots Cast	Early Ballots Cast	Election Ballots Cast	Total Ballots Cast	Registered Voters	Percent Turnout	REP David Newell	DEM Brandon Birmingham	Totals
96	24	204	35	263	534	49.25%	45	202	247
97	0	0	0	0	0	00.00%	0	0	0
98 01	12	332	57	401	611	65.63%	251	128	379
98 02	1	8	0	9	15	60.00%	7	2	9
99	59	293	65	417	797	52.32%	108	293	401
100	188	1892	138	2218	2895	74.08%	1225	900	2125
101	0	0	0	0	0	00.00%	0	0	0
102 01	0	0	0	0	0	00.00%	0	0	0
102 02	3	117	9	129	182	70.88%	95	24	119
103	0	19	5	24	31	77.42%	20	3	23
104	4	51	3	58	78	74.38%	49	6	55
105	14	104	28	146	284	49.68%	27	110	137
106	2	16	4	22	27	81.48%	13	9	22
107 01	0	1	0	1	2	50.00%	1	0	1
107 02	0	0	0	0	0	00.00%	0	0	0
108	19	314	45	378	513	73.68%	312	39	351
109	7	162	21	190	239	79.50%	149	32	181
110	0	295	0	295	0	00.00%	144	113	257
Totals	8319	76434	10865	95419	150690		46575	44423	90998

Canvass Report — Total Voters — Unofficial

Jefferson County — General, Joint and Special Election — November 03, 2020

Page 53 of 117

11/12/2020 05:36 PM
Precincts Reporting 139 of 139 = 100.00%

Total Number of Voters : 95,469 of 150,690 = 63.35%

State Senator, District 4

Precinct	Absentee Ballots Cast	Early Ballots Cast	Election Ballots Cast	Total Ballots Cast	Registered Voters	Percent Turnout	REP Brandon Creighton	DEM Jay Stilleburg	LIB Cameron Brock	Totals
1	103	754	119	976	1868	52.25%	102	827	23	952
2	102	425	64	591	1085	54.47%	107	451	18	576
3	167	769	137	1073	2165	49.56%	59	965	18	1042
4	91	898	125	1114	1500	74.27%	665	384	34	1083
5	99	834	106	1039	1600	64.94%	456	528	28	1012
6	65	562	99	726	1322	54.92%	220	474	11	705
7	95	665	138	898	1458	61.59%	339	506	29	874
8	51	270	54	375	898	41.76%	34	332	2	368
9 01	138	2358	196	2692	3523	76.41%	2152	360	48	2560
9 02	13	110	15	138	240	57.50%	84	40	3	127
10	41	239	58	338	814	41.52%	66	251	12	329
11	22	157	32	211	445	47.42%	45	159	2	206
12	30	202	276	508	509	54.22%	10	252	2	264
13	29	142	35	206	380	54.21%	12	183	2	197
14	102	559	116	777	1528	50.85%	56	681	12	749
15	97	502	109	708	1351	52.41%	93	560	15	668
16	32	155	43	230	488	47.13%	37	185	1	223
17	135	1498	171	1804	2650	68.08%	717	994	38	1749
18	127	678	76	881	1536	57.36%	28	808	13	849
19	111	595	119	825	1611	51.21%	74	714	10	798
20	63	453	101	617	1309	47.14%	55	533	16	604
21	9	138	22	169	307	55.05%	97	62	3	162
22	216	2305	331	2852	4464	63.89%	1070	1647	52	2769
23	187	1162	133	1482	2113	70.14%	371	1054	15	1440
24	16	335	38	389	547	71.12%	288	78	5	371
25	90	1429	146	1665	2248	74.07%	1231	334	35	1600
26 01	180	1288	159	1627	2344	69.41%	855	674	42	1571
26 02	19	320	33	372	503	73.96%	266	77	13	356
27	55	724	128	907	1479	61.33%	396	454	26	876
28 01	41	266	53	380	549	69.22%	147	202	7	356
28 02	33	145	24	202	286	68.24%	39	155	2	196
28 03	2	24	5	31	40	77.50%	15	15	1	31
29	36	1284	205	1525	1854	82.25%	1280	162	19	1461
30	34	753	77	864	1185	72.91%	745	72	14	831
31 01	0	5	0	5	2	250.00%	5	0	0	5
31 02	37	801	103	941	1242	75.76%	794	94	15	903
31 03	0	0	0	0	0	00.00%	0	0	0	0
32	7	50	111	168	264	63.64%	125	30	2	157
33 01	97	1134	249	1480	2472	59.87%	949	436	27	1412
33 02	0	7	0	7	11	63.64%	7	0	0	7

Canvass Report — Total Voters — Unofficial Jefferson County — General, Joint and Special Election — November 03, 2020

Page 54 of 117

11/12/2020 05:36 PM
Precincts Reporting 139 of 139 = 100.00%

Total Number of Voters : 95,469 of 150,690 = 63.35%

State Senator, District 4

Precinct	Absentee Ballots Cast	Early Ballots Cast	Election Ballots Cast	Total Ballots Cast	Registered Voters	Percent Turnout	REP Brandon Creighton	DEM Jay Stittsburg	LIB Cameron Brock	Totals
34	204	772	96	1072	1632	65.69%	58	946	12	1016
35	28	589	87	704	1037	67.89%	550	107	14	671
36	73	913	118	1104	1631	67.69%	829	205	16	1050
37	125	1472	178	1775	2586	68.64%	1303	333	58	1694
38 01	43	472	51	566	766	73.89%	444	84	13	541
38 02	48	884	84	1016	1333	76.22%	827	113	29	969
39	225	774	113	1112	1948	57.08%	44	1013	19	1076
40	110	1780	237	2127	3029	70.22%	1886	313	45	2044
41	6	91	14	111	195	56.92%	76	25	5	106
42 01	95	1464	141	1700	2413	70.45%	1282	302	33	1617
42 02	2	32	5	39	54	72.22%	34	2	2	38
43 01	96	1201	148	1445	2025	71.36%	1089	253	16	1368
43 02	23	129	28	181	281	62.20%	102	64	2	168
43 03	0	0	0	0	0	00.00%	0	0	0	0
44	32	368	60	458	760	60.26%	183	241	11	435
45	64	513	126	703	1281	54.88%	232	415	15	662
46	58	494	93	645	1282	50.31%	187	393	11	591
47	58	599	133	790	1521	51.94%	246	479	26	751
48	37	342	90	469	1054	44.50%	83	353	13	449
49	16	175	66	257	524	49.05%	69	157	7	233
50	171	967	190	1328	2526	52.57%	257	950	29	1236
51	18	165	37	220	483	47.52%	33	171	5	209
52	44	190	42	276	503	54.87%	12	241	4	257
53	85	581	102	768	1495	51.37%	58	684	7	729
54	46	211	33	290	545	53.21%	13	248	6	267
55	35	161	24	220	426	51.64%	8	194	5	207
56	125	2092	196	2413	3224	74.84%	1873	403	30	2306
57	63	317	43	423	824	51.33%	16	382	6	404
58	3	4	31	38	61	62.30%	32	6	0	38
59	103	408	70	581	1180	49.24%	18	527	7	552
60 01	97	1835	225	2157	3256	66.25%	1580	392	54	2026
60 02	5	34	3	42	78	53.85%	24	12	1	37
61 01	17	231	43	291	486	59.88%	209	62	6	277
61 02	70	605	127	802	1420	56.48%	412	320	18	750
62	140	1670	156	1966	2689	73.11%	1243	608	43	1894
63	107	587	84	778	1459	53.32%	35	698	15	748
64	72	381	46	499	804	62.06%	104	361	10	475
65	132	1184	94	1410	1769	79.71%	963	359	27	1349
66 01	6	130	59	195	294	66.33%	141	40	7	188
66 02	2	79	36	117	164	71.34%	86	17	3	106

Canvass Report — Total Voters — Unofficial Jefferson County — General, Joint and Special Election — November 03, 2020

Page 55 of 117

11/12/2020 05:36 PM

Precincts Reporting 139 of 139 = 100.00%

Total Number of Voters : 95,469 of 150,690 = 63.35%

State Senator, District 4

Precinct	Absentee Ballots Cast	Early Ballots Cast	Election Ballots Cast	Total Ballots Cast	Registered Voters	Percent Turnout	REP Brandon Creighton	DEM Jay Stittsburg	LIB Cameron Brock	Totals
66 03	9	129	58	196	285	68.77%	159	29	3	191
66 04	1	48	4	53	62	85.48%	42	9	1	52
66 05	12	417	56	485	653	74.27%	333	127	12	472
67	158	1006	137	1301	2381	54.64%	137	1094	24	1255
68	225	1268	164	1657	2461	67.33%	864	715	36	1615
69	153	1872	231	2256	3360	67.14%	1604	491	61	2156
70 01	19	340	55	414	662	62.54%	217	166	7	390
70 02	82	787	136	1005	1847	54.41%	301	633	25	959
70 03	0	0	0	0	0	00.00%	0	0	0	0
71 01	1	54	12	67	104	64.42%	53	8	3	64
71 02	0	1	0	1	1	100.00%	1	0	0	1
72	132	1325	212	1669	2716	61.45%	648	930	41	1619
73	152	1557	102	1811	2414	75.02%	1163	552	31	1746
74	96	1726	198	2020	2940	68.71%	1638	268	32	1938
75	18	330	95	443	1133	39.10%	63	346	13	422
76	43	354	70	467	1083	43.12%	79	352	12	443
77	122	530	92	744	1478	50.34%	55	656	10	721
78	76	990	147	1213	1963	61.79%	421	733	23	1177
79	143	1258	133	1534	2114	72.56%	877	570	36	1483
80 01	6	1	0	7	266	2.63%	2	5	0	7
80 02	0	0	0	0	0	00.00%	0	0	0	0
81	59	322	47	428	851	50.29%	15	382	9	406
82	150	1208	161	1519	2597	58.49%	530	874	27	1431
83	59	720	89	868	1229	70.63%	680	134	18	832
84	125	491	74	690	1303	52.95%	33	626	5	664
85	177	625	52	854	1284	66.51%	111	694	10	815
86	94	664	71	829	1398	59.30%	396	386	22	804
87	51	537	90	678	1239	54.72%	90	558	11	659
88	70	582	103	755	1388	54.39%	231	492	14	737
89	29	181	38	248	492	50.41%	89	162	9	240
90 01	1	86	7	94	35	268.57%	55	34	2	91
90 02	0	30	2	32	8	400.00%	19	10	0	29
91 01	14	421	45	480	599	80.13%	416	42	14	472
91 02	2	79	7	88	103	85.44%	75	9	1	85
92	42	804	86	932	1247	74.74%	590	278	24	892
93	34	268	109	411	812	50.62%	80	280	14	374
94	142	1329	97	1568	2078	75.46%	1035	465	28	1528
95 01	9	108	6	123	166	74.10%	89	27	1	117
95 02	0	0	0	0	0	00.00%	0	0	0	0
95 03	24	242	13	279	392	71.17%	142	113	2	257

Canvass Report — Total Voters — Unofficial Jefferson County — General, Joint and Special Election — November 03, 2020

Page 56 of 117

11/12/2020 05:36 PM
Precincts Reporting 139 of 139 = 100.00%

Total Number of Voters : 95,469 of 150,690 = 63.35%

State Senator, District 4

Precinct	Absentee Ballots Cast	Early Ballots Cast	Election Ballots Cast	Total Ballots Cast	Registered Voters	Percent Turnout	REP Brandon Creighton	DEM Jay Stittsburg	LIB Cameron Brock	Totals
96	24	204	35	263	534	49.25%	44	190	13	247
97	0	0	0	0	0	00.00%	0	0	0	0
98 01	12	332	57	401	611	65.63%	245	126	9	380
98 02	1	8	0	9	15	60.00%	7	2	0	9
99	59	293	65	417	797	52.32%	104	284	15	403
100	188	1892	138	2218	2995	74.06%	1238	871	28	2137
101	0	0	0	0	0	00.00%	0	0	0	0
102 01	0	0	0	0	0	00.00%	0	0	0	0
102 02	3	117	9	129	182	70.88%	93	21	4	118
103	0	19	5	24	31	77.42%	19	3	0	22
104	4	51	3	58	78	74.36%	49	5	1	55
105	14	104	28	146	294	49.66%	24	110	3	137
106	2	16	4	22	27	81.48%	12	9	1	22
107 01	0	1	0	1	2	50.00%	1	0	0	1
107 02	0	0	0	0	0	00.00%	0	0	0	0
108	19	314	45	378	513	73.68%	314	38	4	356
109	7	162	21	190	239	79.50%	150	30	1	181
110	0	295	0	295	0	00.00%	40	43	4	87
Totals	8319	76434	10666	95419	150690		46195	43168	1909	91272

Canvass Report — Total Voters — Unofficial Jefferson County — General, Joint and Special Election — November 03, 2020

Page 57 of 117

11/12/2020 05:36 PM
Precincts Reporting 139 of 139 = 100.00%

Total Number of Voters : 95,469 of 150,690 = 63.35%

State Representative District 21

Precinct	Absentee Ballots Cast	Early Ballots Cast	Election Ballots Cast	Total Ballots Cast	Registered Voters	Percent Turnout	Dade Phelan REP	Totals
9 01	138	2358	196	2692	3523	76.41%	2324	2324
9 02	13	110	15	138	240	57.50%	104	104
24	16	335	38	389	547	71.12%	311	311
25	90	1429	146	1665	2248	74.07%	1372	1372
26 01	180	1288	159	1627	2344	69.41%	1120	1120
26 02	19	320	33	372	503	73.96%	303	303
29	36	1284	205	1525	1854	82.25%	1380	1380
30	34	753	77	864	1185	72.91%	782	782
31 01	0	5	0	5	2	250.00%	5	5
31 02	37	801	103	941	1242	75.76%	837	837
31 03	0	0	0	0	0	00.00%	0	0
32	7	50	111	168	264	63.64%	136	136
33 01	97	1134	249	1480	2472	59.87%	1117	1117
33 02	0	7	0	7	11	63.64%	7	7
35	28	599	87	704	1037	67.89%	609	609
36	73	813	118	1104	1631	67.69%	934	934
37	125	1472	178	1775	2586	68.64%	1514	1514
38 01	43	472	51	566	766	73.89%	489	489
38 02	48	884	84	1016	1333	76.22%	900	900
40	110	1780	237	2127	3029	70.22%	1845	1845
41	6	91	14	111	195	56.92%	90	90
42 01	95	1484	141	1700	2413	70.45%	1418	1418
42 02	2	32	5	39	54	72.22%	36	36
43 01	96	1201	148	1445	2025	71.36%	1202	1202
43 02	23	129	29	181	281	62.20%	125	125
43 03	0	0	0	0	0	00.00%	0	0
44	32	366	60	458	760	60.26%	266	266
45	64	513	126	703	1281	54.88%	388	388
46	58	494	93	645	1282	50.31%	330	330
47	58	599	133	790	1521	51.94%	424	424
56	125	2092	196	2413	3224	74.84%	2055	2055
58	3	31	4	38	61	62.30%	33	33
60 01	97	1635	225	2157	3256	66.25%	1767	1767
60 02	5	34	3	42	78	53.85%	28	28
61 01	17	231	43	291	486	59.88%	237	237
61 02	70	605	127	802	1420	56.48%	530	530
66 01	6	130	59	195	294	66.33%	164	164
66 02	2	79	36	117	164	71.34%	98	98
66 03	9	129	58	196	285	68.77%	175	175
66 04	1	48	4	53	62	85.48%	45	45

Canvass Report — Total Voters — Unofficial Jefferson County — General, Joint and Special Election — November 03, 2020

Page 58 of 117

11/12/2020 05:36 PM
Precincts Reporting 139 of 139 = 100.00%

Total Number of Voters : 95,469 of 150,690 = 63.35%

State Representative District 21

Precinct	Absentee Ballots Cast	Early Ballots Cast	Election Ballots Cast	Total Ballots Cast	Registered Voters	Percent Turnout	REP Dade Phelan	Totals
68 05	12	417	56	485	653	74.27%	399	399
69	153	1872	231	2256	3360	67.14%	1854	1854
70 01	19	340	55	414	662	62.54%	276	276
70 02	82	787	136	1005	1847	54.41%	496	496
70 03	0	0	0	0	0	00.00%	0	0
74	96	1726	188	2020	2940	68.71%	1792	1792
80 01	6	1	0	7	266	2.63%	4	4
80 02	0	0	0	0	0	00.00%	0	0
83	59	720	89	868	1229	70.63%	745	745
91 01	14	421	45	480	599	80.13%	444	444
91 02	2	79	7	88	103	85.44%	75	75
95 01	9	108	6	123	166	74.10%	97	97
95 02	0	0	0	0	0	00.00%	0	0
95 03	24	242	13	279	392	71.17%	189	189
96	24	204	35	263	534	49.25%	107	107
98 01	12	332	57	401	611	65.63%	287	287
98 02	1	8	0	9	15	60.00%	7	7
101	0	0	0	0	0	00.00%	0	0
102 01	0	0	0	0	0	00.00%	0	0
102 02	3	117	9	129	182	70.88%	107	107
104	4	51	3	58	78	74.36%	52	52
105	14	104	28	146	284	49.68%	56	56
106	2	16	4	22	27	81.48%	14	14
108	19	314	45	378	513	73.68%	336	336
110	0	295	0	295	0	00.00%	30	30
Totals	2418	34241	4608	41267	60440		32877	32877

Canvass Report — Total Voters — Unofficial Jefferson County — General, Joint and Special Election — November 03, 2020

Page 59 of 117

11/12/2020 05:36 PM
Precincts Reporting 139 of 139 = 100.00%

Total Number of Voters : 95,469 of 150,690 = 63.35%

State Representative District 22

Precinct	Absentee Ballots Cast	Early Ballots Cast	Election Ballots Cast	Total Ballots Cast	Registered Voters	Percent Turnout	REP Jacionon Randle	DEM Joe Deshotel	Totals
1	103	754	119	976	1868	52.25%	104	855	959
2	102	425	591	1073	1085	54.47%	106	473	579
3	167	769	137	1073	2165	49.56%	58	993	1051
4	91	898	125	1114	1500	74.27%	616	472	1088
5	99	834	106	1039	1800	84.94%	444	572	1016
6	65	562	99	726	1322	54.92%	213	494	707
7	95	665	138	898	1458	61.59%	329	549	878
8	51	270	54	375	898	41.76%	32	335	367
10	41	239	58	338	814	41.52%	68	264	332
11	22	157	32	211	445	47.42%	41	167	208
12	30	202	44	276	509	54.22%	7	262	269
13	29	142	35	206	380	54.21%	13	185	198
14	102	559	116	777	1528	50.85%	63	696	759
15	97	502	109	708	1351	52.41%	97	583	680
16	32	155	43	230	488	47.13%	40	182	222
17	135	1498	171	1804	2650	68.08%	688	1075	1763
18	127	678	76	881	1536	57.36%	31	826	857
19	111	595	119	825	1611	51.21%	72	736	808
20	63	453	101	617	1309	47.14%	60	543	603
21	9	138	22	169	307	55.05%	96	67	163
22	216	2305	331	2852	4464	63.89%	1046	1736	2782
23	187	1162	133	1482	2113	70.14%	345	1108	1453
27	55	724	128	907	1479	61.33%	379	499	878
28 01	41	286	53	380	549	69.22%	140	225	365
28 02	33	145	24	202	296	68.24%	35	165	200
28 03	2	24	5	31	40	77.50%	15	15	30
34	204	772	96	1072	1632	65.69%	47	994	1041
39	225	774	113	1112	1948	57.08%	41	1050	1091
48	37	342	90	469	1054	44.50%	86	363	449
49	16	175	66	257	524	49.05%	72	161	233
50	171	967	180	1328	2526	52.57%	237	1019	1256
51	18	165	37	220	463	47.52%	29	181	210
52	44	190	42	276	503	54.87%	11	255	266
53	85	581	102	768	1495	51.37%	60	682	742
54	46	211	33	290	545	53.21%	13	261	274
55	35	161	24	220	426	51.64%	13	197	210
57	63	317	43	423	824	51.33%	16	395	411
59	103	408	70	581	1180	49.24%	17	543	560
62	140	1670	156	1966	2689	73.11%	1160	740	1900
63	107	587	84	778	1459	53.32%	33	718	751

Canvass Report — Total Voters — Unofficial Jefferson County — General, Joint and Special Election — November 03, 2020

Page 60 of 117

11/12/2020 05:36 PM
Precincts Reporting 139 of 139 = 100.00%

Total Number of Voters : 95,469 of 150,690 = 63.35%

State Representative District 22

Precinct	Absentee Ballots Cast	Early Ballots Cast	Election Ballots Cast	Total Ballots Cast	Registered Voters	Percent Turnout	REP Jacobson Randle	DEM Joe Deshotel	Totals
64	72	381	46	499	804	62.06%	99	385	484
65	132	1184	94	1410	1769	79.71%	895	470	1365
67	158	1006	137	1301	2381	54.64%	136	1137	1273
68	225	1268	164	1657	2461	67.33%	810	809	1619
71 01	1	54	12	67	104	64.42%	53	12	65
71 02	0	1	0	1	1	100.00%	1	0	1
72	132	1325	212	1669	2716	61.45%	632	993	1625
73	152	1557	102	1811	2414	75.02%	1106	654	1760
75	18	330	95	443	1133	39.10%	70	354	424
76	43	354	70	467	1083	43.12%	81	389	450
77	122	530	92	744	1478	50.34%	51	674	725
78	76	990	147	1213	1963	61.79%	408	783	1191
79	143	1258	133	1534	2114	72.58%	821	686	1487
81	59	322	47	428	851	50.29%	13	397	410
82	150	1208	161	1519	2597	58.49%	522	926	1448
84	125	491	74	690	1303	52.95%	29	649	678
85	177	825	52	854	1284	66.51%	105	735	840
86	94	664	71	829	1398	59.30%	368	436	804
87	51	537	90	678	1239	54.72%	87	578	665
88	70	582	103	755	1388	54.39%	222	523	745
89	29	181	38	248	492	50.41%	74	168	242
90 01	1	86	7	94	35	268.57%	52	39	91
90 02	0	30	2	32	8	400.00%	17	12	29
92	42	804	86	932	1247	74.74%	590	304	894
93	34	268	109	411	812	50.62%	79	294	373
94	142	1329	97	1568	2078	75.46%	962	565	1527
97	0	0	0	0	0	00.00%	0	0	0
99	59	293	65	417	797	52.32%	106	302	408
100	188	1892	138	2218	2995	74.06%	1169	990	2149
103	0	19	5	24	31	77.42%	18	5	23
107 01	0	1	0	1	2	50.00%	1	0	1
107 02	0	0	0	0	0	00.00%	0	0	0
109	7	162	21	190	239	79.50%	145	38	183
Totals	5901	42193	6058	54152	90250		16685	35903	52588

Canvass Report — Total Voters — Unofficial Jefferson County — General, Joint and Special Election — November 03, 2020

Page 61 of 117

11/12/2020 05:36 PM
Precincts Reporting 139 of 139 = 100.00%

Total Number of Voters : 95,469 of 150,690 = 63.35%

Chief Justice, 9th Court of Appeals District

Precinct	Absentee Ballots Cast	Early Ballots Cast	Election Ballots Cast	Total Ballots Cast	Registered Voters	Percent Turnout	REP	Scott Coleman	Totals
1	103	754	119	976	1868	52.25%	287	287	287
2	102	425	64	591	1085	54.47%	224	224	224
3	167	769	137	1073	2165	49.56%	251	251	251
4	91	898	125	1114	1500	74.27%	793	793	793
5	99	834	106	1039	1600	64.94%	612	612	612
6	65	562	99	726	1322	54.92%	372	372	372
7	95	665	138	898	1458	61.59%	493	493	493
8	51	270	54	375	898	41.76%	100	100	100
9 01	138	2358	196	2692	3523	76.41%	2282	2282	2282
9 02	13	110	15	138	240	57.50%	98	98	98
10	41	239	56	338	814	41.52%	139	139	139
11	22	157	32	211	445	47.42%	75	75	75
12	30	202	44	276	509	54.22%	60	60	60
13	29	142	35	206	380	54.21%	51	51	51
14	102	559	116	777	1528	50.85%	212	212	212
15	97	502	109	708	1351	52.41%	247	247	247
16	32	155	43	230	488	47.13%	100	100	100
17	135	1498	171	1804	2650	68.08%	1007	1007	1007
18	127	678	76	881	1536	57.36%	202	202	202
19	111	595	119	825	1611	51.21%	264	264	264
20	63	453	101	617	1309	47.14%	188	188	188
21	9	138	22	169	307	55.05%	110	110	110
22	216	2305	331	2852	4484	63.89%	1557	1557	1557
23	187	1162	133	1482	2113	70.14%	635	635	635
24	16	335	38	389	547	71.12%	296	296	296
25	90	1429	146	1665	2248	74.07%	1338	1338	1338
26 01	180	1288	159	1627	2344	69.41%	1079	1079	1079
26 02	19	320	33	372	503	73.96%	294	294	294
27	55	724	128	907	1479	61.33%	551	551	551
28 01	41	286	53	380	549	69.22%	205	205	205
28 02	33	145	24	202	296	68.24%	73	73	73
28 03	2	24	5	31	40	77.50%	20	20	20
29	36	1284	205	1525	1854	82.25%	1355	1355	1355
30	34	753	77	864	1185	72.91%	768	768	768
31 01	0	5	0	5	2	250.00%	5	5	5
31 02	37	801	103	941	1242	75.76%	823	823	823
31 03	0	0	0	0	0	00.00%	0	0	0
32	7	50	111	168	264	63.64%	129	129	129
33 01	97	1134	249	1480	2472	59.87%	1080	1080	1080
33 02	0	7	0	7	11	63.64%	7	7	7

Canvass Report — Total Voters — Unofficial Jefferson County — General, Joint and Special Election — November 03, 2020

Page 62 of 117

11/12/2020 05:36 PM
Precincts Reporting 139 of 139 = 100.00%

Total Number of Voters : 95,469 of 150,690 = 63.35%

Chief Justice, 9th Court of Appeals District

Precinct	Absentee Ballots Cast	Early Ballots Cast	Election Ballots Cast	Total Ballots Cast	Registered Voters	Percent Turnout	REP Scott Golemon	Totals
34	204	772	96	1072	1632	65.69%	233	233
35	28	589	87	704	1037	67.89%	597	597
36	73	913	118	1104	1631	67.69%	906	906
37	125	1472	178	1775	2588	68.64%	1480	1480
38 01	43	472	51	566	766	73.89%	482	482
38 02	48	884	84	1016	1333	76.22%	881	881
39	225	774	113	1112	1948	57.08%	281	281
40	110	1780	237	2127	3029	70.22%	1817	1817
41	6	91	14	111	195	56.92%	88	88
42 01	95	1464	141	1700	2413	70.45%	1398	1398
42 02	2	32	5	39	54	72.22%	36	36
43 01	96	1201	148	1445	2025	71.36%	1186	1186
43 02	23	129	29	181	291	62.20%	118	118
43 03	0	0	0	0	0	00.00%	0	0
44	32	366	80	458	760	60.26%	261	261
45	64	513	126	703	1281	54.88%	371	371
46	58	494	93	645	1282	50.31%	314	314
47	58	599	133	790	1521	51.94%	406	406
48	37	342	90	469	1054	44.50%	190	190
49	16	175	66	257	524	49.05%	126	126
50	171	967	190	1328	2526	52.57%	498	498
51	18	165	37	220	463	47.52%	61	61
52	44	190	42	276	503	54.87%	74	74
53	85	581	102	768	1495	51.37%	180	180
54	46	211	33	290	545	53.21%	81	81
55	35	161	24	220	426	51.64%	45	45
56	125	2092	196	2413	3224	74.84%	2001	2001
57	63	317	43	423	824	51.33%	89	89
58	3	31	4	38	61	62.30%	32	32
59	103	408	70	581	1180	49.24%	129	129
60 01	97	1835	225	2157	3256	66.25%	1732	1732
60 02	5	34	3	42	78	53.85%	29	29
61 01	17	231	43	291	486	59.88%	232	232
61 02	70	605	127	802	1420	56.48%	511	511
62	140	1670	156	1968	2689	73.11%	1441	1441
63	107	587	84	778	1459	53.32%	180	180
64	72	381	46	499	804	62.06%	178	178
65	132	1184	94	1410	1769	79.71%	1080	1080
66 01	6	130	59	195	294	66.33%	162	162
66 02	2	79	36	117	164	71.34%	94	94

Canvass Report — Total Voters — Unofficial Jefferson County — General, Joint and Special Election — November 03, 2020

Page 63 of 117

11/12/2020 05:36 PM
Precincts Reporting 139 of 139 = 100.00%

Total Number of Voters : 95,469 of 150,690 = 63.35%

Chief Justice, 9th Court of Appeals District

Precinct	Absentee Ballots Cast	Early Ballots Cast	Election Ballots Cast	Total Ballots Cast	Registered Voters	Percent Turnout	REP Scott Golemon	Totals
66 03	9	129	58	196	285	68.77%	170	170
66 04	1	48	4	53	62	85.48%	45	45
66 05	12	417	56	485	653	74.27%	391	391
67	158	1006	137	1301	2381	54.64%	379	379
68	225	1288	164	1657	2481	67.33%	1089	1089
69	153	1872	231	2256	3360	67.14%	1817	1817
70 01	19	340	55	414	662	62.54%	264	264
70 02	82	787	136	1005	1847	54.41%	472	472
70 03	0	0	0	0	0	00.00%	0	0
71 01	1	54	12	67	104	64.42%	61	61
71 02	0	1	0	1	1	100.00%	1	1
72	132	1325	212	1669	2716	61.45%	998	998
73	152	1557	102	1811	2414	75.02%	1351	1351
74	96	1726	198	2020	2940	68.71%	1754	1754
75	18	330	95	443	1133	39.10%	212	212
76	43	354	70	467	1083	43.12%	175	175
77	122	530	92	744	1478	50.34%	194	194
78	76	990	147	1213	1963	61.79%	856	856
79	143	1258	133	1534	2114	72.56%	1046	1046
80 01	6	1	0	7	268	2.63%	2	2
80 02	0	0	0	0	0	00.00%	0	0
81	59	322	47	428	851	50.29%	91	91
82	150	1208	161	1519	2597	58.49%	754	754
83	59	720	89	868	1229	70.63%	737	737
84	125	491	74	690	1303	52.95%	150	150
85	177	625	52	854	1284	66.51%	266	266
86	94	664	71	829	1398	59.30%	537	537
87	51	537	90	678	1239	54.72%	228	228
88	70	582	103	755	1388	54.39%	399	399
89	29	181	38	248	492	50.41%	118	118
90 01	1	86	7	94	35	268.67%	62	62
90 02	0	30	2	32	8	400.00%	23	23
91 01	14	421	45	480	599	80.13%	443	443
91 02	2	79	7	88	103	85.44%	76	76
92	42	804	86	932	1247	74.74%	688	688
93	34	268	109	411	812	50.62%	163	163
94	142	1329	97	1568	2078	75.46%	1192	1192
95 01	9	108	6	123	186	74.10%	96	96
95 02	0	0	0	0	0	00.00%	0	0
95 03	24	242	13	279	392	71.17%	194	194

Canvass Report — Total Voters — Unofficial Jefferson County — General, Joint and Special Election — November 03, 2020

Page 64 of 117

11/12/2020 05:36 PM
Precincts Reporting 139 of 139 = 100.00%

Total Number of Voters : 95,469 of 150,690 = 63.35%

Chief Justice, 9th Court of Appeals District

Precinct	Absentee Ballots Cast	Early Ballots Cast	Election Ballots Cast	Total Ballots Cast	Registered Voters	Percent Turnout	REP Scott Golemon	Totals
96	24	204	35	263	534	49.25%	104	104
97	0	0	0	0	0	00.00%	0	0
98 01	12	332	57	401	611	65.63%	296	296
98 02	1	8	0	9	15	60.00%	8	6
99	59	293	85	417	797	52.32%	203	203
100	188	1892	138	2218	2995	74.06%	1516	1516
101	0	0	0	0	0	00.00%	0	0
102 01	0	0	0	0	0	00.00%	0	0
102 02	3	117	9	129	182	70.88%	104	104
103	0	19	5	24	31	77.42%	22	22
104	4	51	3	58	78	74.36%	49	49
105	14	104	28	146	294	49.66%	55	55
106	2	16	4	22	27	81.48%	14	14
107 01	0	1	0	1	2	50.00%	1	1
107 02	0	0	0	0	0	00.00%	0	0
108	19	314	45	378	513	73.68%	323	323
109	7	162	21	190	239	79.50%	164	164
110	0	295	0	295	0	00.00%	83	83
Totals	8319	76434	10866	95419	150690		58576	58576

Canvass Report — Total Voters — Unofficial Jefferson County — General, Joint and Special Election — November 03, 2020

Page 65 of 117

11/12/2020 05:36 PM
Precincts Reporting 139 of 139 = 100.00%

Total Number of Voters : 95,469 of 150,690 = 63.35%

District Judge, 60th Judicial District

Precinct	Absentee Ballots Cast	Early Ballots Cast	Election Ballots Cast	Total Ballots Cast	Registered Voters	Percent Turnout	DEM Justin Gary Sanderson	Totals
1	103	754	119	976	1868	52.25%	873	873
2	102	425	64	591	1085	54.47%	495	495
3	167	769	137	1073	2165	49.56%	993	993
4	91	898	125	1114	1500	74.27%	665	665
5	99	834	106	1039	1600	64.94%	713	713
6	65	562	99	726	1322	54.92%	581	581
7	95	665	138	898	1458	61.59%	648	648
8	54	270	54	375	898	41.76%	344	344
9 01	138	2358	196	2692	3523	76.41%	1147	1147
9 02	13	110	15	138	240	57.50%	76	76
10	41	239	58	338	814	41.52%	283	283
11	22	157	32	211	445	47.42%	178	178
12	30	202	44	276	509	54.22%	249	249
13	29	142	35	206	380	54.21%	193	193
14	102	559	116	777	1528	50.85%	710	710
15	97	502	109	708	1351	52.41%	610	610
16	32	155	43	230	488	47.13%	196	196
17	135	1498	171	1804	2650	68.08%	1256	1256
18	127	678	76	881	1536	57.38%	815	815
19	111	595	119	825	1611	51.21%	746	746
20	63	453	101	617	1309	47.14%	555	555
21	9	138	22	169	307	55.05%	92	92
22	216	2305	331	2852	4464	63.89%	2069	2069
23	187	1162	133	1482	2113	70.14%	1176	1176
24	16	335	38	389	547	71.12%	190	190
25	90	1429	146	1665	2248	74.07%	818	818
26 01	180	1288	159	1627	2344	69.41%	1010	1010
26 02	19	320	33	372	503	73.96%	175	175
27	55	724	128	907	1479	61.33%	625	625
28 01	41	286	53	380	549	69.22%	257	257
28 02	33	145	24	202	296	68.24%	173	173
28 03	2	24	5	31	40	77.50%	19	19
29	36	1284	205	1525	1854	82.25%	647	647
30	34	753	77	864	1185	72.91%	369	369
31 01	0	5	0	5	2	250.00%	4	4
31 02	37	801	103	941	1242	75.76%	415	415
31 03	0	0	0	0	0	00.00%	0	0
32	7	50	111	168	264	63.64%	64	64
33 01	97	1134	249	1480	2472	59.87%	795	795
33 02	0	7	0	7	11	63.64%	2	2

Canvass Report — Total Voters — Unofficial Jefferson County — General, Joint and Special Election — November 03, 2020

Page 66 of 117

11/12/2020 05:36 PM
Precincts Reporting 139 of 139 = 100.00%

Total Number of Voters : 95,469 of 150,690 = 63.35%

District Judge, 60th Judicial District

Precinct	Absentee Ballots Cast	Early Ballots Cast	Election Ballots Cast	Total Ballots Cast	Registered Voters	Percent Turnout	DEM Justin Gary Sanderson	Totals
34	204	772	96	1072	1632	65.69%	967	967
35	28	589	87	704	1037	67.89%	317	317
36	73	913	118	1104	1631	67.69%	554	554
37	125	1472	178	1775	2588	68.64%	885	885
38 01	43	472	51	566	766	73.89%	260	260
38 02	48	884	84	1016	1333	76.22%	427	427
39	225	774	113	1112	1948	57.08%	1034	1034
40	110	1780	237	2127	3029	70.22%	920	920
41	6	91	14	111	195	56.92%	57	57
42 01	95	1464	141	1700	2413	70.45%	757	757
42 02	2	32	5	39	54	72.22%	10	10
43 01	96	1201	148	1445	2025	71.36%	638	638
43 02	23	129	181	204	291	62.20%	106	106
43 03	0	0	0	0	0	0.00%	0	0
44	32	366	60	458	760	60.26%	285	285
45	64	513	126	703	1281	54.88%	504	504
46	58	494	93	645	1282	50.31%	450	450
47	58	599	133	790	1521	51.94%	573	573
48	37	342	90	469	1054	44.50%	387	387
49	16	175	66	257	524	49.05%	173	173
50	171	967	190	1328	2526	52.57%	1049	1049
51	18	165	37	220	463	47.52%	187	187
52	44	190	42	276	503	54.87%	248	248
53	85	581	102	768	1495	51.37%	682	682
54	46	211	33	290	545	53.21%	258	258
55	35	161	24	220	428	51.64%	199	199
56	125	2092	198	2413	3224	74.84%	1165	1165
57	63	317	43	423	824	51.33%	397	397
58	3	31	4	38	61	62.30%	15	15
59	103	408	70	581	1180	49.24%	534	534
60 01	97	1835	225	2157	3256	66.25%	1003	1003
60 02	5	34	3	42	78	53.85%	25	25
61 01	17	231	43	291	488	59.88%	145	145
61 02	127	605	127	802	1420	56.48%	469	469
62	140	1670	156	1966	2689	73.11%	1124	1124
63	107	587	84	778	1459	53.32%	712	712
64	72	381	46	499	804	62.06%	412	412
65	132	1184	94	1410	1769	79.71%	755	755
66 01	6	130	59	195	294	66.33%	99	99
66 02	2	78	36	117	164	71.34%	59	59

Canvass Report — Total Voters — Unofficial Jefferson County — General, Joint and Special Election — November 03, 2020

Page 67 of 117

11/12/2020 05:36 PM
Precincts Reporting 139 of 139 = 100.00%

Total Number of Voters : 95,469 of 150,690 = 63.35%

District Judge, 60th Judicial District

Precinct	Absentee Ballots Cast	Early Ballots Cast	Election Ballots Cast	Total Ballots Cast	Registered Voters	Percent Turnout	DEM Justin Gary Sanderson	Totals
66 03	9	129	58	196	285	68.77%	71	71
66 04	1	4	4	53	62	85.48%	26	26
66 05	12	417	56	485	653	74.27%	258	258
67	158	1008	137	1301	2381	54.64%	1181	1181
68	225	1288	164	1657	2481	67.33%	1060	1060
69	153	1872	231	2256	3360	67.14%	1142	1142
70 01	19	340	55	414	662	62.54%	255	255
70 02	82	787	136	1005	1847	54.41%	725	725
70 03	0	0	0	0	0	00.00%	0	0
71 01	1	54	12	67	104	64.42%	29	29
71 02	0	1	0	1	1	100.00%	0	0
72	132	1325	212	1669	2716	61.45%	1206	1206
73	152	1557	102	1811	2414	75.02%	995	995
74	96	1726	198	2020	2940	68.71%	937	937
75	18	330	95	443	1133	39.10%	380	380
76	43	354	70	467	1083	43.12%	387	387
77	122	530	92	744	1478	50.34%	677	677
78	76	990	147	1213	1963	61.79%	916	916
79	143	1258	133	1534	2114	72.56%	918	918
80 01	6	1	0	7	266	2.63%	4	4
80 02	0	0	0	0	0	00.00%	0	0
81	59	322	47	428	851	50.29%	384	384
82	150	1208	161	1519	2597	58.49%	1071	1071
83	59	720	89	868	1229	70.63%	433	433
84	125	491	74	690	1303	52.95%	629	629
85	177	625	52	854	1284	66.51%	743	743
86	94	684	71	829	1398	59.30%	545	545
87	51	537	90	678	1239	54.72%	598	598
88	70	582	103	755	1388	54.39%	608	608
89	29	181	38	248	492	50.41%	195	195
90 01	1	86	7	94	35	268.57%	55	55
90 02	0	30	2	32	8	400.00%	19	19
91 01	14	421	45	480	599	80.13%	226	226
91 02	2	79	7	88	103	85.44%	28	28
92	42	804	86	932	1247	74.74%	533	533
93	34	268	109	411	812	50.62%	316	316
94	142	1329	97	1568	2078	75.46%	914	914
95 01	9	108	6	123	166	74.10%	53	53
95 02	0	0	0	0	0	00.00%	0	0
95 03	24	242	13	279	392	71.17%	157	157

Canvass Report — Total Voters — Unofficial
Jefferson County — General, Joint and Special Election — November 03, 2020

11/12/2020 05:36 PM
Precincts Reporting 139 of 139 = 100.00%

Page 68 of 117

Total Number of Voters : 95,469 of 150,690 = 63.35%

District Judge, 60th Judicial District

Precinct	Absentee Ballots Cast	Early Ballots Cast	Election Ballots Cast	Total Ballots Cast	Registered Voters	Percent Turnout	DEM Justin Gary Sanderson	Totals
96	24	204	35	263	534	49.25%	208	208
97	0	0	0	0	0	00.00%	0	0
98 01	12	332	57	401	611	65.63%	233	233
98 02	1	8	0	9	15	60.00%	2	2
99	59	293	65	417	797	52.32%	324	324
100	188	1892	138	2218	2995	74.06%	1363	1363
101	0	0	0	0	0	00.00%	0	0
102 01	0	0	0	0	0	00.00%	0	0
102 02	3	117	9	129	182	70.88%	51	51
103	0	19	5	24	31	77.42%	10	10
104	4	51	3	58	78	74.36%	14	14
105	14	104	28	146	294	49.66%	113	113
106	2	16	4	22	27	81.48%	14	14
107 01	0	1	0	1	2	50.00%	0	0
107 02	0	0	0	0	0	00.00%	0	0
108	19	314	45	378	513	73.68%	161	161
109	7	162	21	190	239	79.50%	81	81
Totals	8319	76139	10866	95124	150690		61305	61305

Canvass Report — Total Voters — Unofficial Jefferson County — General, Joint and Special Election — November 03, 2020

Page 69 of 117

11/12/2020 05:36 PM
Precincts Reporting 139 of 139 = 100.00%

Total Number of Voters : 95,469 of 150,690 = 63.35%

District Judge, 136th Judicial District

Precinct	Absentee Ballots Cast	Early Ballots Cast	Election Ballots Cast	Total Ballots Cast	Registered Voters	Percent Turnout	DEM Baylor Wortham	Totals
1	103	754	119	976	1868	52.25%	848	848
2	102	425	64	591	1085	54.47%	487	487
3	167	789	137	1073	2165	49.56%	952	952
4	91	898	125	1114	1500	74.27%	678	678
5	99	834	106	1039	1600	64.94%	715	715
6	65	562	99	726	1322	54.92%	559	559
7	95	665	138	898	1458	61.59%	645	645
8	51	270	54	375	898	41.76%	332	332
9 01	138	2358	196	2692	3523	76.41%	1130	1130
9 02	13	110	15	138	240	57.50%	74	74
10	41	239	58	338	814	41.52%	279	279
11	22	157	32	211	445	47.42%	177	177
12	30	202	44	276	509	54.22%	241	241
13	28	142	35	205	380	54.21%	184	184
14	102	559	116	777	1528	50.85%	679	679
15	97	502	109	708	1351	52.41%	587	587
16	32	155	43	230	488	47.13%	194	194
17	135	1498	171	1804	2650	68.08%	1251	1251
18	127	678	76	881	1536	57.36%	788	788
19	111	595	119	825	1611	51.21%	711	711
20	63	453	101	617	1309	47.14%	541	541
21	9	138	22	169	307	55.05%	89	89
22	216	2305	331	2852	4484	63.89%	2023	2023
23	187	1162	133	1482	2113	70.14%	1165	1165
24	16	335	38	389	547	71.12%	191	191
25	90	1429	146	1665	2248	74.07%	801	801
26 01	180	1288	159	1627	2344	69.41%	1012	1012
26 02	19	320	33	372	503	73.96%	181	181
27	55	724	128	907	1479	61.33%	620	620
28 01	41	286	53	380	549	69.22%	255	255
28 02	33	145	24	202	296	68.24%	170	170
28 03	2	24	5	31	40	77.50%	20	20
29	36	1284	205	1525	1854	82.25%	631	631
30	34	753	77	864	1185	72.91%	359	359
31 01	0	5	0	5	2	250.00%	4	4
31 02	37	801	103	941	1242	75.76%	405	405
31 03	0	0	0	0	0	00.00%	0	0
32	7	50	111	168	264	63.64%	61	61
33 01	97	1134	249	1480	2472	59.87%	772	772
33 02	0	7	0	7	11	63.64%	2	2

Canvass Report — Total Voters — Unofficial Jefferson County — General, Joint and Special Election — November 03, 2020

Page 70 of 117

11/12/2020 05:36 PM
Precincts Reporting 139 of 139 = 100.00%

Total Number of Voters : 95,469 of 150,690 = 63.35%

District Judge, 136th Judicial District

Precinct	Absentee Ballots Cast	Early Ballots Cast	Election Ballots Cast	Total Ballots Cast	Registered Voters	Percent Turnout	DEM	Baylor Worham	Totals
34	204	772	96	1072	1632	65.69%	954	288	954
35	28	589	87	704	1037	67.89%	288	521	288
36	73	913	118	1104	1631	67.69%	521	857	521
37	125	1472	178	1775	2586	68.64%	857	251	857
38 01	43	472	51	566	766	73.89%	251	430	251
38 02	48	884	84	1016	1333	76.22%	430	1006	430
39	225	774	113	1112	1948	57.08%	1006	902	1006
40	110	1780	237	2127	3029	70.22%	902	56	902
41	6	91	14	111	195	56.92%	56	764	56
42 01	95	1464	141	1700	2413	70.45%	764	10	764
42 02	2	32	5	39	54	72.22%	10	614	10
43 01	96	1201	148	1445	2025	71.36%	614	103	614
43 02	23	129	29	181	291	62.20%	103	0	103
43 03	0	0	0	0	0	00.00%	0	295	0
44	32	366	60	458	760	60.26%	295	484	295
45	64	513	126	703	1281	54.88%	484	428	484
46	58	494	93	645	1282	50.31%	428	554	428
47	58	599	133	790	1521	51.94%	554	386	554
48	37	342	90	469	1054	44.50%	386	162	386
49	16	175	66	257	524	49.05%	162	1030	162
50	171	967	190	1328	2526	52.57%	1030	178	1030
51	18	165	37	220	463	47.52%	178	240	178
52	44	190	42	276	503	54.87%	240	658	240
53	85	581	102	768	1495	51.37%	658	246	658
54	46	211	33	290	545	53.21%	246	192	246
55	35	161	24	220	426	51.64%	192	1119	192
56	125	2092	196	2413	3224	74.84%	1119	385	1119
57	63	317	43	423	824	51.33%	385	16	385
58	3	31	4	38	61	62.30%	16	519	16
59	103	408	70	581	1180	49.24%	519	979	519
60 01	97	1835	225	2157	3256	66.25%	979	26	979
60 02	5	34	3	42	78	53.85%	26	142	26
61 01	17	231	43	291	486	59.88%	142	456	142
61 02	70	605	127	802	1420	56.48%	456	1152	456
62	140	1670	156	1966	2689	73.11%	1152	682	1152
63	107	587	84	778	1459	53.32%	682	394	682
64	72	381	46	499	804	62.06%	394	780	394
65	132	1184	94	1410	1769	79.71%	780	95	780
66 01	6	130	59	195	294	68.33%	95	58	95
66 02	2	79	36	117	164	71.34%	58	10	58

Canvass Report — Total Voters — Unofficial
Jefferson County — General, Joint and Special Election — November 03, 2020
 Page 71 of 117

11/12/2020 05:36 PM
 Precincts Reporting 139 of 139 = 100.00%

Total Number of Voters : 95,469 of 150,690 = 63.35%

District Judge, 136th Judicial District

Precinct	Absentee Ballots Cast	Early Ballots Cast	Election Ballots Cast	Total Ballots Cast	Registered Voters	Percent Turnout	DEM	Baylor Wortham	Totals
66 03	9	129	58	196	285	68.77%	71	71	71
66 04	1	48	4	53	62	85.48%	25	25	25
66 05	12	417	56	485	653	74.27%	263	263	263
67	158	1006	137	1301	2381	54.64%	1139	1139	1139
68	225	1268	164	1657	2461	67.33%	1076	1076	1076
69	153	1872	231	2256	3360	67.14%	1112	1112	1112
70 01	19	340	55	414	662	62.54%	247	247	247
70 02	82	787	136	1005	1847	54.41%	704	704	704
70 03	0	0	0	0	0	00.00%	0	0	0
71 01	1	54	12	67	104	64.42%	30	30	30
71 02	0	1	0	1	1	100.00%	0	0	0
72	132	1325	212	1669	2716	61.45%	1180	1180	1180
73	152	1557	102	1811	2414	75.02%	1020	1020	1020
74	96	1728	188	2020	2940	68.71%	905	905	905
75	18	330	95	443	1133	38.10%	374	374	374
76	43	354	70	467	1083	43.12%	369	369	369
77	122	530	92	744	1478	50.34%	680	680	680
78	76	990	147	1213	1963	61.79%	897	897	897
79	143	1258	133	1534	2114	72.56%	932	932	932
80 01	6	1	0	7	266	2.63%	4	4	4
80 02	0	0	0	0	0	00.00%	0	0	0
81	59	322	47	428	851	50.29%	374	374	374
82	150	1208	161	1519	2597	58.49%	1032	1032	1032
83	59	720	89	868	1229	70.63%	409	409	409
84	125	491	74	690	1303	52.95%	630	630	630
85	177	625	52	854	1284	66.51%	718	718	718
86	94	664	71	829	1398	59.30%	552	552	552
87	51	537	90	678	1239	54.72%	597	597	597
88	70	582	103	755	1388	54.39%	587	587	587
89	29	181	38	248	492	50.41%	185	185	185
90 01	1	86	7	94	35	268.57%	55	55	55
90 02	0	30	2	32	8	400.00%	19	19	19
91 01	14	421	45	480	599	80.13%	224	224	224
91 02	2	79	7	88	103	85.44%	28	28	28
92	42	804	86	932	1247	74.74%	519	519	519
93	34	268	109	411	812	50.62%	315	315	315
94	142	1329	97	1568	2078	75.46%	947	947	947
95 01	9	108	6	123	166	74.10%	53	53	53
95 02	0	0	0	0	0	00.00%	0	0	0
95 03	24	242	13	279	392	71.17%	156	156	156

Canvass Report — Total Voters — Unofficial
Jefferson County — General, Joint and Special Election — November 03, 2020
 Page 72 of 117

11/12/2020 05:36 PM
 Precincts Reporting 139 of 139 = 100.00%

Total Number of Voters : 95,469 of 150,690 = 63.35%

District Judge, 136th Judicial District

Precinct	Absentee Ballots Cast	Early Ballots Cast	Election Ballots Cast	Total Ballots Cast	Registered Voters	Percent Turnout	DEM	Totals
96	24	204	35	263	534	49.25%	206	206
97	0	0	0	0	0	00.00%	0	0
98 01	12	332	57	401	611	65.63%	231	231
98 02	1	8	0	9	15	60.00%	2	2
99	59	293	65	417	797	52.32%	318	318
100	188	1892	138	2218	2995	74.06%	1381	1381
101	0	0	0	0	0	00.00%	0	0
102 01	0	0	0	0	0	00.00%	0	0
102 02	3	117	9	129	182	70.88%	49	49
103	0	19	5	24	31	77.42%	11	11
104	4	51	3	58	78	74.36%	17	17
105	14	104	28	146	294	49.66%	107	107
106	2	16	4	22	27	81.48%	14	14
107 01	0	1	0	1	2	50.00%	0	0
107 02	0	0	0	0	0	00.00%	0	0
108	19	314	45	378	513	73.68%	154	154
109	7	162	21	190	239	79.50%	81	81
Totals	8319	76139	10666	95124	150690		60214	60214

Canvass Report — Total Voters — Unofficial Jefferson County — General, Joint and Special Election — November 03, 2020

Page 73 of 117

11/12/2020 05:36 PM
Precincts Reporting 139 of 139 = 100.00%

Total Number of Voters : 95,469 of 150,690 = 63.35%

Sheriff

Precinct	Absentee Ballots Cast	Early Ballots Cast	Election Ballots Cast	Total Ballots Cast	Registered Voters	Percent Turnout	REP David Odum	DEM Zena Stephens	LIB Steven Broussard	Totals
1	103	754	119	976	1868	52.25%	69	877	17	963
2	102	425	64	591	1085	54.47%	94	484	7	585
3	167	769	137	1073	2165	49.56%	48	998	9	1055
4	91	898	125	1114	1500	74.27%	547	526	20	1093
5	99	834	106	1039	1600	64.94%	354	641	24	1019
6	65	562	99	726	1322	54.92%	184	514	15	713
7	95	665	138	898	1456	61.59%	273	592	18	883
8	51	270	54	375	898	41.76%	25	340	5	370
9 01	138	2358	196	2692	3523	76.41%	2060	502	39	2601
9 02	13	110	15	138	240	57.50%	84	46	4	134
10	41	239	58	338	814	41.52%	49	275	9	333
11	22	157	32	211	445	47.42%	30	174	2	206
12	30	202	44	276	509	54.22%	4	266	1	271
13	29	142	35	206	380	54.21%	6	192	3	201
14	102	559	116	777	1528	50.85%	45	707	7	759
15	97	502	109	708	1351	52.41%	81	602	5	688
16	32	155	43	230	488	47.13%	29	195	4	228
17	135	1498	171	1804	2650	68.08%	615	1130	30	1775
18	127	678	76	881	1536	57.36%	26	827	10	863
19	111	595	119	825	1611	51.21%	58	746	6	810
20	63	453	101	617	1309	47.14%	49	546	11	606
21	9	138	22	169	307	55.05%	95	66	1	162
22	216	2305	331	2852	4464	63.89%	876	1873	36	2785
23	187	1162	133	1482	2113	70.14%	292	1157	16	1465
24	16	335	38	389	547	71.12%	248	126	4	378
25	90	1429	146	1665	2248	74.07%	1061	531	30	1622
26 01	180	1288	159	1627	2344	69.41%	695	869	28	1592
26 02	19	320	33	372	503	73.96%	237	117	10	364
27	55	724	128	907	1479	61.33%	337	536	17	890
28 01	41	286	53	380	549	69.22%	138	229	7	374
28 02	33	145	24	202	296	68.24%	29	170	1	200
28 03	2	24	5	31	40	77.50%	14	15	1	30
29	36	1284	205	1525	1854	82.25%	1197	261	31	1489
30	34	753	77	864	1185	72.91%	657	168	18	843
31 01	0	5	0	5	2	250.00%	3	2	0	5
31 02	37	801	103	941	1242	75.76%	744	162	11	917
31 03	0	0	0	0	0	00.00%	0	0	0	0
32	7	50	111	168	264	63.64%	114	39	2	155
33 01	97	1134	249	1480	2472	59.87%	924	475	28	1427
33 02	0	7	0	7	11	63.64%	7	0	0	7

Canvass Report — Total Voters — Unofficial

Jefferson County — General, Joint and Special Election — November 03, 2020

Page 74 of 117

11/12/2020 05:36 PM
Precincts Reporting 139 of 139 = 100.00%

Total Number of Voters : 95,469 of 150,690 = 63.35%

Sheriff

Precinct	Absentee Ballots Cast	Early Ballots Cast	Election Ballots Cast	Total Ballots Cast	Registered Voters	Percent Turnout	REP David Odum	DEM Zena Stephens	LIB Steven Broussard	Totals
34	204	772	96	1072	1632	65.69%	30	1011	8	1049
35	28	589	87	704	1037	67.89%	534	135	14	683
36	73	913	118	1104	1631	67.69%	820	237	15	1072
37	125	1472	178	1775	2586	68.64%	1316	367	44	1727
38 01	43	472	51	566	766	73.89%	428	105	14	547
38 02	48	884	84	1016	1333	76.22%	788	166	22	986
39	225	774	113	1112	1948	57.08%	31	1049	13	1093
40	110	1780	237	2127	3029	70.22%	1597	395	76	2068
41	6	91	14	111	195	56.92%	81	25	1	107
42 01	95	1464	141	1700	2413	70.45%	1220	394	28	1642
42 02	2	32	5	39	54	72.22%	35	1	3	39
43 01	96	1201	148	1445	2025	71.36%	1056	327	14	1397
43 02	23	129	29	181	291	62.20%	97	70	5	172
43 03	0	0	0	0	0	00.00%	0	0	0	0
44	32	368	60	458	760	60.26%	162	262	14	438
45	64	513	126	703	1281	54.88%	215	445	10	670
46	58	494	93	645	1282	50.31%	189	405	11	605
47	58	599	133	790	1521	51.94%	231	496	28	755
48	37	342	90	469	1054	44.50%	71	367	12	450
49	16	175	66	257	524	49.05%	67	163	3	233
50	171	967	190	1328	2528	52.57%	223	1018	20	1261
51	18	165	37	220	483	47.52%	27	179	2	208
52	44	190	42	276	503	54.87%	10	255	3	268
53	85	581	102	768	1495	51.37%	44	698	6	748
54	46	211	33	290	545	53.21%	9	263	3	275
55	35	161	24	220	426	51.64%	7	203	3	213
56	125	2092	196	2413	3224	74.84%	1813	506	35	2354
57	63	317	43	423	824	51.33%	12	399	4	415
58	3	31	4	38	61	62.30%	33	5	0	38
59	103	408	70	581	1180	49.24%	13	547	3	563
60 01	97	1835	225	2157	3256	66.25%	1483	530	62	2075
60 02	5	34	3	42	78	53.85%	22	16	0	38
61 01	17	231	43	291	486	59.88%	190	74	7	271
61 02	70	605	127	802	1420	56.48%	388	346	12	756
62	140	1670	156	1966	2689	73.11%	1052	826	33	1911
63	107	587	84	778	1459	53.32%	28	725	6	759
64	72	381	46	499	804	62.06%	89	388	7	484
65	132	1184	94	1410	1769	78.71%	831	527	22	1380
66 01	6	130	59	195	294	66.33%	119	66	5	190
66 02	2	79	36	117	164	71.34%	75	37	0	112

Canvass Report — Total Voters — Unofficial Jefferson County — General, Joint and Special Election — November 03, 2020

Page 75 of 117

11/12/2020 05:36 PM
Precincts Reporting 139 of 139 = 100.00%

Total Number of Voters : 95,469 of 150,690 = 63.35%

Sheriff

Precinct	Absentee Ballots Cast	Early Ballots Cast	Election Ballots Cast	Total Ballots Cast	Registered Voters	Percent Turnout	REP David Odom	DEM Zena Stephens	LIB Steven Broussard	Totals
66 03	9	129	58	196	285	68.77%	145	47	0	192
66 04	1	48	4	53	62	85.48%	37	15	0	52
66 05	12	417	56	485	653	74.27%	290	179	10	479
67	158	1006	137	1301	2381	54.64%	106	1149	21	1276
68	225	1268	164	1657	2461	67.33%	739	854	39	1632
69	153	1872	231	2256	3360	67.14%	1573	555	46	2174
70 01	19	340	55	414	662	62.54%	189	200	7	396
70 02	82	787	136	1005	1847	54.41%	276	677	17	970
70 03	0	0	0	0	0	00.00%	0	0	0	0
71 01	1	54	12	67	104	64.42%	53	11	2	66
71 02	0	1	0	1	1	100.00%	1	0	0	1
72	132	1325	212	1669	2716	61.45%	554	1047	35	1636
73	152	1557	102	1811	2414	75.02%	958	786	23	1767
74	96	1726	188	2020	2940	68.71%	1611	330	29	1970
75	18	330	95	443	1133	38.10%	60	362	7	429
76	43	354	70	467	1083	43.12%	67	371	8	446
77	122	530	92	744	1478	50.34%	39	682	9	730
78	76	990	147	1213	1963	61.79%	355	819	20	1194
79	143	1258	133	1534	2114	72.56%	765	710	30	1505
80 01	6	1	0	7	266	2.63%	2	5	0	7
80 02	0	0	0	0	0	00.00%	0	0	0	0
81	59	322	47	428	851	50.29%	10	389	5	414
82	150	1208	161	1519	2597	58.49%	488	943	25	1456
83	59	720	89	868	1229	70.63%	662	167	15	844
84	125	491	74	690	1303	52.95%	28	650	4	682
85	177	625	52	854	1284	66.51%	84	743	8	835
86	94	664	71	829	1398	59.30%	332	467	11	810
87	51	537	90	678	1239	54.72%	70	596	3	669
88	70	582	103	755	1388	54.39%	198	537	16	751
89	29	181	38	248	492	50.41%	61	173	8	242
90 01	1	86	7	94	35	268.57%	47	42	3	92
90 02	0	30	2	32	8	400.00%	16	12	0	28
91 01	14	421	45	480	599	80.13%	322	142	6	470
91 02	2	79	7	88	103	85.44%	73	13	1	87
92	42	804	86	932	1247	74.74%	523	368	19	910
93	34	288	109	411	812	50.62%	71	301	6	378
94	142	1329	97	1568	2078	75.46%	871	645	21	1537
95 01	9	108	6	123	166	74.10%	89	30	0	119
95 02	0	0	0	0	0	00.00%	0	0	0	0
95 03	24	242	13	279	392	71.17%	140	118	6	264

Canvass Report — Total Voters — Unofficial

Jefferson County — General, Joint and Special Election — November 03, 2020

Page 76 of 117

11/12/2020 05:36 PM
Precincts Reporting 139 of 139 = 100.00%

Total Number of Voters : 95,469 of 150,690 = 63.35%

Sheriff

Precinct	Absentee Ballots Cast	Early Ballots Cast	Election Ballots Cast	Total Ballots Cast	Registered Voters	Percent Turnout	REP David Odom	DEM Zena Stephens	LIB Steven Broussard	Totals
96	24	204	35	263	534	49.25%	42	198	9	249
97	0	0	0	0	0	00.00%	0	0	0	0
98 01	12	332	57	401	611	65.63%	231	146	8	385
98 02	1	8	0	9	15	60.00%	7	2	0	9
99	59	293	65	417	797	52.32%	87	317	8	412
100	188	1892	138	2218	2985	74.06%	1043	1115	20	2178
101	0	0	0	0	0	00.00%	0	0	0	0
102 01	0	0	0	0	0	00.00%	0	0	0	0
102 02	3	117	9	129	182	70.88%	92	25	4	121
103	0	19	5	24	31	77.42%	16	6	1	23
104	4	51	3	58	78	74.36%	42	14	0	56
105	14	104	28	146	294	49.66%	23	116	1	140
106	2	16	4	22	27	81.48%	10	11	1	22
107 01	0	1	0	1	2	50.00%	1	0	0	1
107 02	0	0	0	0	0	00.00%	0	0	0	0
108	19	314	45	378	513	73.69%	283	79	4	366
109	7	162	21	190	239	79.50%	146	38	3	187
Totals	8319	76139	10666	195124	5150690		41782	49216	1574	92572

Canvass Report — Total Voters — Unofficial

Jefferson County — General, Joint and Special Election — November 03, 2020

Page 77 of 117

11/12/2020 05:36 PM
Precincts Reporting 139 of 139 = 100.00%

Total Number of Voters : 95,469 of 150,690 = 63.35%

County Commissioner, Precinct 1

Precinct	Absentee Ballots Cast	Early Ballots Cast	Election Ballots Cast	Total Ballots Cast	Registered Voters	Percent Turnout	REP Vernon Pierce	Marl	Totals
4	91	898	125	1114	1500	74.27%	804	22	826
5	99	834	108	1039	1600	64.94%	636	34	670
6	65	562	99	728	1322	54.92%	385	35	420
17	135	1498	171	1804	2650	68.08%	1036	136	1172
22	216	2305	331	2852	4464	63.89%	1602	142	1744
24	16	335	38	389	547	71.12%	314	1	315
25	90	1429	146	1665	2248	74.07%	1357	29	1386
26 01	180	1288	159	1627	2344	69.41%	1099	32	1131
26 02	19	320	33	372	503	73.96%	301	3	304
27	55	724	128	907	1479	61.33%	575	36	611
62	140	1670	156	1966	2689	73.11%	1465	27	1492
65	132	1184	94	1410	1769	79.71%	1097	15	1112
66 01	6	130	59	195	294	66.33%	162	2	164
66 02	2	79	36	117	164	71.34%	98	0	98
66 03	9	129	58	196	285	68.77%	172	3	175
66 04	1	48	4	53	62	85.48%	45	2	47
66 05	12	417	56	485	653	74.27%	398	3	401
68	225	1268	164	1657	2461	67.33%	1078	50	1128
72	132	1325	212	1669	2716	61.45%	1011	68	1079
73	152	1557	102	1811	2414	75.02%	1355	21	1376
78	76	990	147	1213	1963	61.79%	668	63	731
79	143	1258	133	1534	2114	72.56%	1070	55	1125
86	94	664	71	829	1398	59.30%	539	31	570
88	70	582	103	755	1388	54.39%	386	49	435
90 01	1	86	7	94	35	268.57%	64	6	70
90 02	0	30	2	32	8	400.00%	23	0	23
94	142	1329	97	1568	2078	75.46%	1220	28	1248
99	59	293	65	417	797	52.32%	202	33	235
100	188	1892	138	2218	2995	74.06%	1557	42	1599
Totals	1250	25124	3040	30714	44940		20719	968	21687

Canvass Report — Total Voters — Unofficial Jefferson County — General, Joint and Special Election — November 03, 2020

Page 78 of 117

11/12/2020 05:36 PM
Precincts Reporting 139 of 139 = 100.00%

Total Number of Voters : 95,469 of 150,690 = 63.35%

County Constable, Precinct 1

Precinct	Absentee Ballots Cast	Early Ballots Cast	Election Ballots Cast	Total Ballots Cast	Registered Voters	Percent Turnout	REP Mark Mann	DEM Jeovonne "J.C."	Totals
1	103	754	119	976	1868	52.25%	111	835	946
2	102	425	64	591	1085	54.47%	115	463	578
3	167	769	137	1073	2165	49.56%	54	984	1038
4	81	898	125	1114	1500	74.27%	656	407	1063
5	99	834	106	1039	1800	64.94%	464	537	1001
6	65	562	99	726	1322	54.92%	226	470	696
7	95	665	138	898	1458	61.59%	343	511	854
8	51	270	54	375	898	41.76%	32	328	360
10	41	239	58	338	814	41.52%	65	264	329
11	22	157	32	211	445	47.42%	37	167	204
17	135	1498	171	1804	2650	68.05%	731	1005	1736
22	216	2305	331	2852	4464	63.89%	1090	1647	2737
23	187	1162	133	1482	2113	70.14%	355	1079	1434
26 01	180	1288	159	1627	2344	69.41%	862	702	1564
26 02	19	320	33	372	503	73.95%	265	88	353
27	55	724	128	907	1479	61.33%	387	483	870
62	140	1670	156	1966	2689	73.11%	1242	617	1859
63	107	587	84	778	1459	53.32%	29	712	741
65	132	1184	94	1410	1769	79.71%	975	358	1333
66 01	6	130	59	195	294	66.33%	145	41	186
66 02	2	79	36	117	164	71.34%	87	21	108
66 03	9	129	58	196	285	68.77%	165	26	191
66 04	1	48	4	53	62	85.48%	40	12	52
66 05	12	417	56	485	653	74.27%	338	128	466
68	225	1268	164	1657	2461	67.33%	879	719	1598
72	132	1325	212	1669	2716	61.45%	664	944	1608
73	152	1557	102	1811	2414	75.02%	1146	579	1725
77	122	530	92	744	1478	50.34%	44	673	717
78	76	980	147	1213	1963	61.79%	433	741	1174
79	143	1258	133	1534	2114	72.56%	883	584	1467
86	94	664	71	829	1398	59.30%	394	401	795
87	51	537	90	678	1239	54.72%	88	570	658
88	70	582	103	755	1368	54.39%	238	488	726
89	29	181	38	248	492	50.41%	72	165	237
90 01	1	86	7	94	35	268.57%	52	36	88
90 02	0	30	2	32	8	400.00%	17	10	27
94	142	1329	97	1568	2078	75.46%	1039	460	1499
99	293	59	65	417	797	52.32%	103	300	403
100	188	1882	138	2218	2995	74.05%	1212	881	2103
Totals	3321	28636	3895	37032	57659		16079	19446	35524

Canvass Report — Total Voters — Unofficial Jefferson County — General, Joint and Special Election — November 03, 2020

Page 79 of 117

11/12/2020 05:36 PM
Precincts Reporting 139 of 139 = 100.00%

Total Number of Voters : 95,469 of 150,690 = 63.35%

Precinct	Absentee Ballots Cast	Early Ballots Cast	Election Ballots Cast	Total Ballots Cast	Registered Voters	Percent Turnout	No Candidate for Race	Totals
1	0	0	0	0	1888	00.00%	0	0
2	0	0	0	0	1085	00.00%	0	0
3	0	0	0	0	2165	00.00%	0	0
4	0	0	0	0	1500	00.00%	0	0
5	0	0	0	0	1800	00.00%	0	0
6	0	0	0	0	1322	00.00%	0	0
7	0	0	0	0	1458	00.00%	0	0
8	0	0	0	0	898	00.00%	0	0
9 01	0	0	0	0	3523	00.00%	0	0
9 02	0	0	0	0	240	00.00%	0	0
10	0	0	0	0	814	00.00%	0	0
11	0	0	0	0	445	00.00%	0	0
12	0	0	0	0	509	00.00%	0	0
13	0	0	0	0	380	00.00%	0	0
14	0	0	0	0	1528	00.00%	0	0
15	0	0	0	0	1351	00.00%	0	0
16	0	0	0	0	488	00.00%	0	0
17	0	0	0	0	2650	00.00%	0	0
18	0	0	0	0	1536	00.00%	0	0
19	0	0	0	0	1611	00.00%	0	0
20	0	0	0	0	1309	00.00%	0	0
21	0	0	0	0	307	00.00%	0	0
22	0	0	0	0	4484	00.00%	0	0
23	0	0	0	0	2113	00.00%	0	0
24	0	0	0	0	547	00.00%	0	0
25	0	0	0	0	2248	00.00%	0	0
26 01	0	0	0	0	2344	00.00%	0	0
26 02	0	0	0	0	503	00.00%	0	0
27	0	0	0	0	1479	00.00%	0	0
28 01	0	0	0	0	549	00.00%	0	0
28 02	0	0	0	0	296	00.00%	0	0
28 03	0	0	0	0	40	00.00%	0	0
29	0	0	0	0	1854	00.00%	0	0
30	0	0	0	0	1185	00.00%	0	0
31 01	0	0	0	0	2	00.00%	0	0
31 02	0	0	0	0	1242	00.00%	0	0
31 03	0	0	0	0	0	00.00%	0	0
32	0	0	0	0	264	00.00%	0	0
33 01	0	0	0	0	2472	00.00%	0	0
33 02	0	0	0	0	11	00.00%	0	0

Canvass Report — Total Voters — Unofficial Jefferson County — General, Joint and Special Election — November 03, 2020

11/12/2020 05:36 PM
Precincts Reporting 139 of 139 = 100.00%

Page 80 of 117

Total Number of Voters : 95,469 of 150,690 = 63.35%

Precinct	Absentee Ballots Cast	Early Ballots Cast	Election Ballots Cast	Total Ballots Cast	Registered Voters	Percent Turnout	No Candidate for Race	Totals
34	0	0	0	0	1632	00.00%	0	0
35	0	0	0	0	1037	00.00%	0	0
36	0	0	0	0	1631	00.00%	0	0
37	0	0	0	0	2586	00.00%	0	0
38 01	0	0	0	0	766	00.00%	0	0
38 02	0	0	0	0	1333	00.00%	0	0
39	0	0	0	0	1948	00.00%	0	0
40	0	0	0	0	3029	00.00%	0	0
41	0	0	0	0	195	00.00%	0	0
42 01	0	0	0	0	2413	00.00%	0	0
42 02	0	0	0	0	54	00.00%	0	0
43 01	0	0	0	0	2025	00.00%	0	0
43 02	0	0	0	0	291	00.00%	0	0
43 03	0	0	0	0	0	00.00%	0	0
44	0	0	0	0	760	00.00%	0	0
45	0	0	0	0	1281	00.00%	0	0
46	0	0	0	0	1282	00.00%	0	0
47	0	0	0	0	1521	00.00%	0	0
48	0	0	0	0	1054	00.00%	0	0
49	0	0	0	0	524	00.00%	0	0
50	0	0	0	0	2526	00.00%	0	0
51	0	0	0	0	463	00.00%	0	0
52	0	0	0	0	503	00.00%	0	0
53	0	0	0	0	1495	00.00%	0	0
54	0	0	0	0	545	00.00%	0	0
55	0	0	0	0	426	00.00%	0	0
56	0	0	0	0	3224	00.00%	0	0
57	0	0	0	0	824	00.00%	0	0
58	0	0	0	0	61	00.00%	0	0
59	0	0	0	0	1180	00.00%	0	0
60 01	0	0	0	0	3256	00.00%	0	0
60 02	0	0	0	0	78	00.00%	0	0
61 01	0	0	0	0	486	00.00%	0	0
61 02	0	0	0	0	1420	00.00%	0	0
62	0	0	0	0	2689	00.00%	0	0
63	0	0	0	0	1459	00.00%	0	0
64	0	0	0	0	804	00.00%	0	0
65	0	0	0	0	1769	00.00%	0	0
66 01	0	0	0	0	284	00.00%	0	0
66 02	0	0	0	0	164	00.00%	0	0

Canvass Report — Total Voters — Unofficial Jefferson County — General, Joint and Special Election — November 03, 2020

Page 81 of 117

11/12/2020 05:36 PM
Precincts Reporting 139 of 139 = 100.00%

Total Number of Voters : 95,469 of 150,690 = 63.35%

Precinct	Absentee Ballots Cast	Early Ballots Cast	Election Ballots Cast	Total Ballots Cast	Registered Voters	Percent Turnout	No Candidate for Race	Totals
66 03	0	0	0	0	285	00.00%	0	0
66 04	0	0	0	0	62	00.00%	0	0
66 05	0	0	0	0	653	00.00%	0	0
67	0	0	0	0	2381	00.00%	0	0
68	0	0	0	0	2461	00.00%	0	0
69	0	0	0	0	3360	00.00%	0	0
70 01	0	0	0	0	662	00.00%	0	0
70 02	0	0	0	0	1847	00.00%	0	0
70 03	0	0	0	0	0	00.00%	0	0
71 01	0	0	0	0	104	00.00%	0	0
71 02	0	0	0	0	1	00.00%	0	0
72	0	0	0	0	2716	00.00%	0	0
73	0	0	0	0	2414	00.00%	0	0
74	0	0	0	0	2840	00.00%	0	0
75	0	0	0	0	1133	00.00%	0	0
76	0	0	0	0	1083	00.00%	0	0
77	0	0	0	0	1478	00.00%	0	0
78	0	0	0	0	1963	00.00%	0	0
79	0	0	0	0	2114	00.00%	0	0
80 01	0	0	0	0	266	00.00%	0	0
80 02	0	0	0	0	0	00.00%	0	0
81	0	0	0	0	851	00.00%	0	0
82	0	0	0	0	2597	00.00%	0	0
83	0	0	0	0	1229	00.00%	0	0
84	0	0	0	0	1303	00.00%	0	0
85	0	0	0	0	1284	00.00%	0	0
86	0	0	0	0	1396	00.00%	0	0
87	0	0	0	0	1239	00.00%	0	0
88	0	0	0	0	1388	00.00%	0	0
89	0	0	0	0	492	00.00%	0	0
90 01	0	0	0	0	35	00.00%	0	0
90 02	0	0	0	0	8	00.00%	0	0
91 01	0	0	0	0	589	00.00%	0	0
91 02	0	0	0	0	103	00.00%	0	0
92	0	0	0	0	1247	00.00%	0	0
93	0	0	0	0	812	00.00%	0	0
94	0	0	0	0	2078	00.00%	0	0
95 01	0	0	0	0	166	00.00%	0	0
95 02	0	0	0	0	0	00.00%	0	0
95 03	0	0	0	0	392	00.00%	0	0

Canvass Report — Total Voters — Unofficial
Jefferson County — General, Joint and Special Election — November 03, 2020
 Page 82 of 117

11/12/2020 05:36 PM
 Precincts Reporting 139 of 139 = 100.00%

Total Number of Voters : 95,469 of 150,690 = 63.35%

Precinct	Absentee Ballots Cast	Early Ballots Cast	Election Ballots Cast	Total Ballots Cast	Registered Voters	Percent Turnout	No Candidate for Race	Totals
96	0	0	0	0	534	00.00%	0	0
97	0	0	0	0	0	00.00%	0	0
98 01	0	0	0	0	611	00.00%	0	0
98 02	0	0	0	0	15	00.00%	0	0
99	0	0	0	0	797	00.00%	0	0
100	0	0	0	0	2995	00.00%	0	0
101	0	0	0	0	0	00.00%	0	0
102 01	0	0	0	0	0	00.00%	0	0
102 02	0	0	0	0	182	00.00%	0	0
103	0	0	0	0	31	00.00%	0	0
104	0	0	0	0	78	00.00%	0	0
105	0	0	0	0	294	00.00%	0	0
106	0	0	0	0	27	00.00%	0	0
107 01	0	0	0	0	2	00.00%	0	0
107 02	0	0	0	0	0	00.00%	0	0
108	0	0	0	0	513	00.00%	0	0
109	0	0	0	0	239	00.00%	0	0
Totals	0	0	0	0	150690		0	0

Canvass Report — Total Voters — Unofficial

Jefferson County — General, Joint and Special Election — November 03, 2020

Page 83 of 117

11/12/2020 05:36 PM
Precincts Reporting 139 of 139 = 100.00%

Total Number of Voters : 95,469 of 150,690 = 63.35%

Bevil Oaks

Precinct	Absentee Ballots Cast	Early Ballots Cast	Election Ballots Cast	Total Ballots Cast	Registered Voters	Percent Turnout	No Candidate for Race	Totals
66 01	0	0	0	0	294	00.00%	0	0
66 02	0	0	0	0	164	00.00%	0	0
66 03	0	0	0	0	285	00.00%	0	0
Totals	0	0	0	0	743	00.00%	0	0

Canvass Report — Total Voters — Unofficial

Jefferson County — General, Joint and Special Election — November 03, 2020

Page 84 of 117

11/12/2020 05:36 PM
Precincts Reporting 139 of 139 = 100.00%

Total Number of Voters : 95,469 of 150,690 = 63.35%

Councilmember Ward 1

Precinct	Absentee Ballots Cast	Early Ballots Cast	Election Ballots Cast	Total Ballots Cast	Registered Voters	Percent Turnout	Martha Vautrot	Dale Darby	Totals
66 01	6	130	59	195	294	66.33%	121	50	171
Totals	6	130	59	195	294		121	50	171

Canvass Report — Total Voters — Unofficial Jefferson County — General, Joint and Special Election — November 03, 2020

Page 85 of 117

11/12/2020 05:36 PM
Precincts Reporting 139 of 139 = 100.00%

Total Number of Voters : 95,469 of 150,690 = 63.35%

Councilmember Ward 1, Unexpired Term

Precinct	Absentee Ballots Cast	Early Ballots Cast	Election Ballots Cast	Total Ballots Cast	Registered Voters	Percent Turnout	Dasareeta "Rita" Williams	Marsie Nesmith-Waller	Phillip Nelchoy	Totals
66 01	6	130	59	195	294	66.33%	49	28	69	146
Totals	6	130	59	195	294		49	28	69	146

Canvass Report — Total Voters — Unofficial
Jefferson County — General, Joint and Special Election — November 03, 2020

11/12/2020 05:36 PM
 Precincts Reporting 139 of 139 = 100.00%

Page 86 of 117

Total Number of Voters : 95,469 of 150,690 = 63.35%

Councilmember Ward 2

Precinct	Absentee Ballots Cast	Early Ballots Cast	Election Ballots Cast	Total Ballots Cast	Registered Voters	Percent Turnout	Candice Duff	Doug Emmons	Totals
66 02	2	79	36	117	164	71.34%	42	48	90
Totals	2	79	36	117	164		42	48	90

Canvass Report — Total Voters — Unofficial
 Jefferson County — General, Joint and Special Election — November 03, 2020

Page 87 of 117
 11/12/2020 05:36 PM
 Precincts Reporting 139 of 139 = 100.00%

Total Number of Voters : 95,469 of 150,690 = 63.35%

Councilmember Ward 3

Precinct	Absentee Ballots Cast	Early Ballots Cast	Election Ballots Cast	Total Ballots Cast	Registered Voters	Percent Turnout	Cherilyn Mitchell	Paul Goebel	Totals
66 03	9	129	58	196	285	68.77%	76	78	154
Totals	9	129	58	196	285		76	78	154

Canvass Report — Total Voters — Unofficial

Jefferson County — General, Joint and Special Election — November 03, 2020

Page 88 of 117

11/12/2020 05:36 PM
Precincts Reporting 139 of 139 = 100.00%

Total Number of Voters : 95,469 of 150,690 = 63.35%

Drainage District 7

Precinct	Absentee Ballots Cast	Early Ballots Cast	Election Ballots Cast	Total Ballots Cast	Registered Voters	Percent Turnout	No Candidate for Race	Totals
9 01	0	0	0	0	3523	00.00%	0	0
9 02	0	0	0	0	240	00.00%	0	0
21	0	0	0	0	307	00.00%	0	0
31 01	0	0	0	0	2	00.00%	0	0
33 01	0	0	0	0	2472	00.00%	0	0
33 02	0	0	0	0	11	00.00%	0	0
34	0	0	0	0	1632	00.00%	0	0
35	0	0	0	0	1037	00.00%	0	0
36	0	0	0	0	1631	00.00%	0	0
37	0	0	0	0	2586	00.00%	0	0
38 01	0	0	0	0	766	00.00%	0	0
38 02	0	0	0	0	1333	00.00%	0	0
40	0	0	0	0	3029	00.00%	0	0
41	0	0	0	0	195	00.00%	0	0
42 01	0	0	0	0	2413	00.00%	0	0
42 02	0	0	0	0	54	00.00%	0	0
43 01	0	0	0	0	2025	00.00%	0	0
43 02	0	0	0	0	291	00.00%	0	0
43 03	0	0	0	0	0	00.00%	0	0
44	0	0	0	0	760	00.00%	0	0
45	0	0	0	0	1281	00.00%	0	0
46	0	0	0	0	1282	00.00%	0	0
47	0	0	0	0	1521	00.00%	0	0
48	0	0	0	0	1054	00.00%	0	0
49	0	0	0	0	524	00.00%	0	0
50	0	0	0	0	2526	00.00%	0	0
51	0	0	0	0	463	00.00%	0	0
52	0	0	0	0	503	00.00%	0	0
53	0	0	0	0	1495	00.00%	0	0
54	0	0	0	0	545	00.00%	0	0
55	0	0	0	0	426	00.00%	0	0
56	0	0	0	0	3224	00.00%	0	0
57	0	0	0	0	824	00.00%	0	0
59	0	0	0	0	1180	00.00%	0	0
60 01	0	0	0	0	3256	00.00%	0	0
60 02	0	0	0	0	78	00.00%	0	0
61 01	0	0	0	0	486	00.00%	0	0
61 02	0	0	0	0	1420	00.00%	0	0
69	0	0	0	0	3360	00.00%	0	0
70 01	0	0	0	0	662	00.00%	0	0

Canvass Report — Total Voters — Unofficial Jefferson County — General, Joint and Special Election — November 03, 2020

Page 89 of 117

11/12/2020 05:36 PM
Precincts Reporting 139 of 139 = 100.00%

Total Number of Voters : 95,469 of 150,690 = 63.35%

Drainage District 7

Precinct	Absentee Ballots Cast	Early Ballots Cast	Election Ballots Cast	Total Ballots Cast	Registered Voters	Percent Turnout	No Candidate for Race	Totals
70 02	0	0	0	0	1847	00.00%	0	0
70 03	0	0	0	0	0	00.00%	0	0
71 01	0	0	0	0	104	00.00%	0	0
71 02	0	0	0	0	1	00.00%	0	0
74	0	0	0	0	2940	00.00%	0	0
76	0	0	0	0	1083	00.00%	0	0
80 01	0	0	0	0	266	00.00%	0	0
80 02	0	0	0	0	0	00.00%	0	0
81	0	0	0	0	851	00.00%	0	0
82	0	0	0	0	2597	00.00%	0	0
83	0	0	0	0	1229	00.00%	0	0
93	0	0	0	0	812	00.00%	0	0
95 01	0	0	0	0	166	00.00%	0	0
95 02	0	0	0	0	0	00.00%	0	0
95 03	0	0	0	0	392	00.00%	0	0
96	0	0	0	0	534	00.00%	0	0
97	0	0	0	0	0	00.00%	0	0
98 01	0	0	0	0	611	00.00%	0	0
98 02	0	0	0	0	15	00.00%	0	0
102 01	0	0	0	0	0	00.00%	0	0
102 02	0	0	0	0	182	00.00%	0	0
103	0	0	0	0	31	00.00%	0	0
105	0	0	0	0	294	00.00%	0	0
106	0	0	0	0	27	00.00%	0	0
107 01	0	0	0	0	2	00.00%	0	0
109	0	0	0	0	239	00.00%	0	0
Totals	0	0	0	0	64840		0	0

Canvass Report — Total Voters — Unofficial Jefferson County — General, Joint and Special Election — November 03, 2020

Page 90 of 117

11/12/2020 05:36 PM
Precincts Reporting 139 of 139 = 100.00%

Total Number of Voters : 95,469 of 150,690 = 63.35%

Commissioner - Groves, District 7

Precinct	Absentee Ballots Cast	Early Ballots Cast	Election Ballots Cast	Total Ballots Cast	Registered Voters	Percent Turnout	Richard "Dickie" Beaumont	Mike Cabaniss	Totals
9 01	138	2356	196	2692	3523	76.41%	1165	487	1652
9 02	13	110	15	138	240	57.50%	59	23	82
21	9	138	22	169	307	55.05%	71	22	93
31 01	0	5	0	5	2	250.00%	3	0	3
33 01	97	1134	249	1480	2472	59.87%	429	394	823
33 02	0	7	0	7	11	63.64%	3	0	3
34	204	772	96	1072	1632	65.69%	240	206	446
35	28	589	87	704	1037	67.89%	286	78	364
36	73	913	118	1104	1631	67.69%	422	128	550
37	125	1472	178	1775	2586	68.64%	677	254	931
38 01	43	472	51	566	766	73.89%	215	84	299
38 02	48	884	84	1016	1333	76.22%	394	199	593
40	110	1780	237	2127	3029	70.22%	857	417	1274
41	6	91	14	111	195	56.92%	53	19	72
42 01	85	1464	141	1700	2413	70.45%	746	603	1349
42 02	2	32	5	39	54	72.22%	19	11	30
43 01	96	1201	148	1445	2025	71.36%	557	512	1069
43 02	23	129	28	181	291	62.20%	63	63	126
43 03	0	0	0	0	0	00.00%	0	0	0
44	32	366	60	458	760	60.26%	158	88	246
45	64	513	126	703	1281	54.88%	202	149	351
46	58	494	93	645	1282	50.31%	180	132	312
47	58	599	133	790	1521	51.94%	254	156	410
48	37	342	90	469	1054	44.50%	136	103	239
49	16	175	66	257	524	49.05%	74	45	119
50	171	967	190	1328	2526	52.57%	372	230	602
51	18	165	37	220	483	47.52%	65	43	108
52	44	190	42	276	503	54.87%	64	57	121
53	85	581	102	768	1495	51.37%	191	164	355
54	46	211	33	290	545	53.21%	73	65	138
55	35	161	24	220	426	51.64%	56	47	103
56	125	2092	196	2413	3224	74.84%	906	300	1206
57	63	317	43	423	824	51.33%	95	97	192
59	103	408	70	581	1180	49.24%	131	118	249
60 01	97	1835	225	2157	3256	66.25%	815	764	1579
60 02	5	34	3	42	78	53.85%	15	15	30
61 01	17	231	43	291	486	59.88%	128	88	216
61 02	70	605	127	802	1420	56.48%	297	222	519
69	153	1872	231	2256	3360	67.14%	810	313	1123
70 01	19	340	55	414	662	62.54%	153	79	232

Canvass Report — Total Voters — Unofficial Jefferson County — General, Joint and Special Election — November 03, 2020

Page 91 of 117

11/12/2020 05:36 PM
Precincts Reporting 139 of 139 = 100.00%

Total Number of Voters : 95,469 of 150,690 = 63.35%

Commissioner - Groves, District 7

Precinct	Absentee Ballots Cast	Early Ballots Cast	Election Ballots Cast	Total Ballots Cast	Registered Voters	Percent Turnout	Richard "Dickie" Beaumont	Mike Cabanis	Totals
70 02	82	787	136	1005	1847	54.41%	268	204	472
70 03	0	0	0	0	0	00.00%	0	0	0
71 01	1	54	12	67	104	64.42%	34	14	48
71 02	0	1	0	1	1	100.00%	0	0	0
74	96	1726	198	2020	2940	68.71%	792	217	1009
76	43	354	70	467	1083	43.12%	134	94	228
80 01	6	1	0	7	266	2.63%	2	0	2
80 02	0	0	0	0	0	00.00%	0	0	0
81	59	322	47	428	851	50.29%	113	103	216
82	150	1208	161	1519	2597	58.49%	495	277	772
83	59	720	89	868	1229	70.63%	335	89	424
93	34	288	109	411	812	50.62%	121	89	210
95 01	9	108	6	123	166	74.10%	46	20	66
95 02	0	0	0	0	0	00.00%	0	0	0
95 03	24	242	13	279	392	71.17%	89	51	140
96	24	204	35	263	534	49.25%	86	49	135
97	0	0	0	0	0	00.00%	0	0	0
98 01	12	332	57	401	611	65.63%	143	68	211
98 02	1	8	0	9	15	60.00%	1	2	3
102 01	0	0	0	0	0	00.00%	0	0	0
102 02	3	117	9	129	182	70.88%	37	46	83
103	0	19	5	24	31	77.42%	12	1	13
105	14	104	28	146	294	49.68%	46	24	70
106	2	16	4	22	27	81.48%	11	2	13
107 01	0	1	0	1	2	50.00%	1	0	1
109	7	182	21	190	239	79.50%	81	33	114
Totals	3052	32803	4659	40514	64640		14281	8159	22439

Canvass Report — Total Voters — Unofficial

Jefferson County — General, Joint and Special Election — November 03, 2020

Page 92 of 117

11/12/2020 05:36 PM
Precincts Reporting 139 of 139 = 100.00%

Total Number of Voters : 95,469 of 150,690 = 63.35%

Commissioner - Port Neches, District 7

Precinct	Absentee Ballots Cast	Early Ballots Cast	Election Ballots Cast	Total Ballots Cast	Registered Voters	Percent Turnout	Matt Vincent	Eric (Ricky) Adams	Jim Parson	Rand Holtham	Totals
9 01	138	2358	196	2692	3523	76.41%	1171	329	280	139	1919
9 02	13	110	15	138	240	57.50%	44	18	18	7	87
21	9	138	22	169	307	55.05%	34	17	21	5	77
31 01	0	5	0	5	2	250.00%	1	1	0	0	2
33 01	97	1134	249	1480	2472	59.87%	402	179	112	47	740
33 02	0	7	0	7	11	63.64%	3	0	0	0	3
34	204	772	96	1072	1632	65.69%	93	182	76	39	390
35	28	589	87	704	1037	67.89%	204	74	52	14	340
36	73	913	118	1104	1631	67.69%	297	104	90	36	527
37	125	1472	178	1775	2586	68.64%	464	180	189	64	897
38 01	43	472	51	566	766	73.89%	190	76	51	24	341
38 02	48	884	84	1016	1333	76.22%	444	108	119	47	718
40	110	1780	237	2127	3029	70.22%	935	277	213	98	1523
41	8	91	14	111	195	56.92%	52	13	9	4	78
42 01	95	1464	141	1700	2413	70.45%	835	228	147	68	1078
42 02	2	32	5	39	54	72.22%	17	6	3	2	28
43 01	96	1201	148	1445	2025	71.36%	470	182	127	50	829
43 02	23	129	29	181	291	62.20%	47	36	19	7	109
43 03	0	0	0	0	0	00.00%	0	0	0	0	0
44	32	366	60	458	760	60.26%	82	71	46	29	228
45	64	513	126	703	1281	54.88%	115	119	68	19	321
46	58	494	93	645	1282	50.31%	106	91	61	33	291
47	58	589	133	790	1521	51.94%	125	135	89	25	374
48	37	342	90	469	1054	44.50%	59	102	40	27	228
49	16	175	66	257	524	49.05%	45	46	18	13	122
50	171	967	190	1328	2526	52.57%	163	235	103	43	544
51	18	165	37	220	483	47.52%	31	48	16	8	103
52	44	190	42	276	503	54.87%	27	53	25	12	117
53	85	581	102	768	1495	51.37%	83	133	74	33	323
54	46	211	33	290	545	53.21%	31	58	28	12	127
55	35	161	24	220	426	51.64%	19	45	15	12	91
56	125	2092	196	2413	3224	74.84%	666	225	204	76	1171
57	63	317	43	423	824	51.33%	32	85	33	25	175
59	103	408	70	581	1180	49.24%	55	108	41	20	224
60 01	97	1835	225	2157	3256	66.25%	672	326	201	94	1293
60 02	5	34	3	42	78	53.85%	17	8	0	2	27
61 01	17	231	43	291	486	59.88%	95	41	36	6	178
61 02	127	605	127	802	1420	56.48%	157	146	95	32	430
69	153	1872	231	2256	3360	67.14%	540	213	232	60	1045
70 01	19	340	55	414	662	62.54%	94	51	54	22	221

Canvass Report — Total Voters — Unofficial Jefferson County — General, Joint and Special Election — November 03, 2020

Page 93 of 117

11/12/2020 05:36 PM
Precincts Reporting 139 of 139 = 100.00%

Total Number of Voters : 95,469 of 150,690 = 63.35%

Commissioner - Port Neches, District 7

Precinct	Absentee Ballots Cast	Early Ballots Cast	Election Ballots Cast	Total Ballots Cast	Registered Voters	Percent Turnout	Matt Vincent	Eric (Rick) Adams	Jim Parson	Rand Holtham	Totals
70 02	82	787	136	1005	1847	54.41%	170	161	76	44	451
70 03	0	0	0	0	0	00.00%	0	0	0	0	0
71 01	1	54	12	67	104	64.42%	31	8	7	0	46
71 02	0	1	0	1	1	100.00%	0	0	0	0	0
74	96	1726	198	2020	2940	68.71%	575	198	162	48	983
76	43	354	70	467	1083	43.12%	52	89	45	27	213
80 01	6	1	0	7	266	2.63%	2	0	0	0	2
80 02	0	0	0	0	0	00.00%	0	0	0	0	0
81	59	322	47	428	851	50.29%	52	91	37	20	200
82	150	1208	161	1519	2597	58.49%	289	223	143	62	717
83	59	720	89	868	1229	70.63%	245	75	71	25	416
93	34	268	109	411	812	50.62%	61	80	45	14	200
95 01	9	108	6	123	166	74.10%	41	8	13	5	67
95 02	0	0	0	0	0	00.00%	0	0	0	0	0
95 03	24	242	13	279	392	71.17%	56	34	26	15	131
96	24	204	35	263	534	49.25%	40	50	25	15	130
97	0	0	0	0	0	00.00%	0	0	0	0	0
98 01	12	332	57	401	611	65.63%	96	42	39	17	194
98 02	1	8	0	9	15	60.00%	1	0	0	1	2
102 01	0	0	0	0	0	00.00%	0	0	0	0	0
102 02	3	117	9	129	182	70.88%	34	24	12	5	75
103	0	19	5	24	31	77.42%	6	2	4	1	13
105	14	104	28	146	294	49.66%	24	23	18	1	66
106	2	16	4	22	27	81.48%	4	3	2	1	10
107 01	0	1	0	1	2	50.00%	0	0	0	0	0
109	7	162	21	190	239	79.50%	75	28	15	10	128
Totals	3052	32803	4659	40514	64640	62.71%	10571	5482	3745	1565	21363

Canvass Report — Total Voters — Unofficial
Jefferson County — General, Joint and Special Election — November 03, 2020

Page 94 of 117

11/12/2020 05:36 PM
Precincts Reporting 139 of 139 = 100.00%

Total Number of Voters : 95,469 of 150,690 = 63.35%

Commissioner - Port Arthur, District 7

Precinct	Absentee Ballots Cast	Early Ballots Cast	Election Ballots Cast	Total Ballots Cast	Registered Voters	Percent Turnout	James "Coach" Gamble, Sr.	Totals
9 01	138	2358	196	2692	3523	76.41%	1320	1320
9 02	13	110	15	138	240	57.50%	69	69
21	9	138	22	169	307	55.05%	68	68
31 01	0	5	0	5	2	250.00%	2	2
33 01	97	1134	249	1480	2472	59.87%	884	884
33 02	0	7	0	7	11	63.64%	2	2
34	204	772	96	1072	1632	65.69%	918	918
35	28	589	87	704	1037	67.89%	316	316
36	73	913	118	1104	1631	67.69%	473	473
37	125	1472	178	1775	2586	68.64%	772	772
38 01	43	472	51	566	766	73.89%	245	245
38 02	48	884	84	1016	1333	76.22%	474	474
40	110	1780	237	2127	3029	70.22%	1055	1055
41	6	91	14	111	195	56.82%	58	58
42 01	95	1484	141	1700	2413	70.45%	851	851
42 02	2	32	5	39	54	72.22%	21	21
43 01	96	1201	148	1445	2025	71.36%	715	715
43 02	23	129	29	181	291	82.20%	98	98
43 03	0	0	0	0	0	00.00%	0	0
44	32	366	60	458	760	60.26%	324	324
45	64	513	126	703	1281	54.88%	494	494
46	58	494	93	645	1282	50.31%	454	454
47	58	599	133	790	1521	51.94%	587	587
48	37	342	80	469	1054	44.50%	347	347
49	16	175	66	257	524	49.05%	161	161
50	171	967	190	1328	2526	52.57%	989	989
51	18	165	37	220	463	47.52%	172	172
52	44	190	42	276	503	54.87%	235	235
53	85	581	102	768	1495	51.37%	641	641
54	46	211	33	290	545	53.21%	236	236
55	35	181	24	220	426	51.64%	184	184
56	125	2092	196	2413	3224	74.84%	1037	1037
57	63	317	43	423	824	51.33%	363	363
59	103	408	70	581	1180	49.24%	503	503
60 01	97	1835	225	2157	3256	66.25%	1119	1119
60 02	5	34	3	42	78	53.85%	27	27
61 01	17	231	43	291	486	59.88%	162	162
61 02	70	605	127	802	1420	56.48%	463	463
69	153	1872	231	2256	3360	67.14%	983	983
70 01	19	340	55	414	662	62.54%	257	257

Canvass Report — Total Voters — Unofficial

Jefferson County — General, Joint and Special Election — November 03, 2020

Page 95 of 117

11/12/2020 05:36 PM
Precincts Reporting 139 of 139 = 100.00%

Total Number of Voters : 95,469 of 150,690 = 63.35%

Commissioner - Port Arthur, District 7

Precinct	Absentee Ballots Cast	Early Ballots Cast	Election Ballots Cast	Total Ballots Cast	Registered Voters	Percent Turnout	James "Coach" Gamble, Sr.	Totals
70 02	82	787	136	1005	1847	54.41%	731	731
70 03	0	0	0	0	0	00.00%	0	0
71 01	1	54	12	67	104	64.42%	41	41
71 02	0	1	0	1	1	100.00%	0	0
74	96	1726	196	2020	2940	68.71%	881	881
76	43	354	70	467	1083	43.12%	365	365
80 01	6	1	0	7	266	2.63%	3	3
80 02	0	0	0	0	0	00.00%	0	0
81	59	322	47	428	851	50.29%	357	357
82	150	1208	161	1519	2597	58.49%	1064	1064
83	59	720	89	868	1229	70.63%	368	368
93	34	268	109	411	812	50.62%	284	284
95 01	9	108	6	123	166	74.10%	73	73
95 02	0	0	0	0	0	00.00%	0	0
95 03	24	242	13	279	392	71.17%	162	162
96	24	204	35	263	534	49.25%	203	203
97	0	0	0	0	0	00.00%	0	0
98 01	12	332	57	401	611	65.63%	219	219
98 02	1	8	0	9	15	60.00%	4	4
102 01	0	0	0	0	0	00.00%	0	0
102 02	3	117	9	129	182	70.88%	68	68
103	0	19	5	24	31	77.42%	13	13
105	14	104	28	146	294	49.68%	105	105
106	2	16	4	22	27	81.48%	9	9
107 01	0	1	0	1	2	50.00%	0	0
109	7	162	21	190	239	79.50%	90	90
Totals	3052	32803	4659	40514	64640		23119	23119

Canvass Report — Total Voters — Unofficial
Jefferson County — General, Joint and Special Election — November 03, 2020

11/12/2020 05:36 PM
 Precincts Reporting 139 of 139 = 100.00%

Page 96 of 117

Total Number of Voters : 95,469 of 150,690 = 63.35%

Groves

Precinct	Absentee Ballots Cast	Early Ballots Cast	Election Ballots Cast	Total Ballots Cast	Registered Voters	Percent Turnout	No Candidate for Race	Totals
42 01	0	0	0	0	2413	00.00%	0	0
43 01	0	0	0	0	2025	00.00%	0	0
43 02	0	0	0	0	291	00.00%	0	0
60 01	0	0	0	0	3256	00.00%	0	0
60 02	0	0	0	0	78	00.00%	0	0
61 01	0	0	0	0	486	00.00%	0	0
61 02	0	0	0	0	1420	00.00%	0	0
71 02	0	0	0	0	1	00.00%	0	0
102 01	0	0	0	0	0	00.00%	0	0
Totals	0	0	0	0	9970		0	0

Canvass Report — Total Voters — Unofficial

Jefferson County — General, Joint and Special Election — November 03, 2020

Page 97 of 117

11/12/2020 05:36 PM
Precincts Reporting 139 of 139 = 100.00%

Total Number of Voters : 95,469 of 150,690 = 63.35%

Mayor

Precinct	Absentee Ballots Cast	Early Ballots Cast	Election Ballots Cast	Total Ballots Cast	Registered Voters	Percent Turnout	Chris Borne	Karen Theis	Totals
42 01	95	1464	141	1700	2413	70.45%	897	607	1504
43 01	96	1201	148	1445	2025	71.36%	760	488	1248
43 02	23	128	29	181	291	62.20%	83	59	142
60 01	97	1835	225	2157	3256	66.25%	1088	735	1823
60 02	5	34	3	42	78	53.85%	12	19	31
61 01	17	231	43	291	486	59.88%	144	91	235
61 02	70	605	127	802	1420	56.48%	302	262	564
71 02	0	1	0	1	1	100.00%	0	1	1
102 01	0	0	0	0	0	00.00%	0	0	0
Totals	403	5500	716	6619	19870		3286	2262	5548

Canvass Report — Total Voters — Unofficial

Jefferson County — General, Joint and Special Election — November 03, 2020

Page 98 of 117

11/12/2020 05:36 PM
Precincts Reporting 139 of 139 = 100.00%

Total Number of Voters : 95,469 of 150,690 = 63.35%

City Marshal

Precinct	Absentee Ballots Cast	Early Ballots Cast	Election Ballots Cast	Total Ballots Cast	Registered Voters	Percent Turnout	Tommy Smith	Norman Reynolds, Jr.	Totals
42 01	95	1464	141	1700	2413	70.45%	382	1035	1417
43 01	96	1201	148	1445	2025	71.36%	317	835	1152
43 02	23	129	29	181	291	62.20%	59	82	141
60 01	97	1835	225	2157	3256	66.25%	589	1131	1720
60 02	5	34	3	42	78	53.85%	12	19	31
61 01	17	231	43	291	488	59.88%	68	155	223
61 02	70	605	127	802	1420	56.48%	218	321	539
71 02	0	1	0	1	1	100.00%	0	0	0
102 01	0	0	0	0	0	00.00%	0	0	0
Totals	403	5500	716	6619	9970		1645	3578	5223

Canvass Report — Total Voters — Unofficial

Jefferson County — General, Joint and Special Election — November 03, 2020

Page 99 of 117

11/12/2020 05:36 PM

Precincts Reporting 139 of 139 = 100.00%

Total Number of Voters : 95,469 of 150,690 = 63.35%

Councilmember Ward II

Precinct	Absentee Ballots Cast	Early Ballots Cast	Election Ballots Cast	Total Ballots Cast	Registered Voters	Percent Turnout	Paul Oliver	Jeremy Young	Totals
42 01	95	1464	141	1700	2413	70.45%	667	596	1263
43 01	98	1201	148	1445	2025	71.36%	516	489	1005
43 02	23	129	29	181	291	62.20%	57	63	120
60 01	97	1835	225	2157	3256	66.25%	808	706	1514
60 02	5	34	3	42	78	53.85%	14	16	30
61 01	17	231	43	291	486	59.88%	97	83	190
61 02	70	605	127	802	1420	56.48%	257	222	479
71 02	0	1	0	1	1	100.00%	0	0	0
102 01	0	0	0	0	0	00.00%	0	0	0
Totals	403	5500	716	6619	9970		2416	2185	4601

Canvass Report — Total Voters — Unofficial
Jefferson County — General, Joint and Special Election — November 03, 2020

Page 100 of 117
 11/12/2020 05:36 PM
 Precincts Reporting 139 of 139 = 100.00%

Total Number of Voters : 95,469 of 150,690 = 63.35%

Councilmember Ward IV

Precinct	Absentee Ballots Cast	Early Ballots Cast	Election Ballots Cast	Total Ballots Cast	Registered Voters	Percent Turnout	Rhonda Dugas	Kyle Holler	Totals
42 01	95	1464	141	1700	2413	70.45%	661	621	1282
43 01	96	1201	148	1445	2025	71.36%	539	524	1063
43 02	23	129	29	181	291	62.20%	71	63	134
60 01	97	1835	225	2157	3256	66.25%	881	714	1595
60 02	5	34	3	42	78	53.85%	15	15	30
61 01	17	231	43	291	486	59.88%	96	104	200
61 02	70	605	127	802	1420	56.48%	293	217	510
71 02	0	1	0	1	1	100.00%	0	0	0
102 01	0	0	0	0	0	00.00%	0	0	0
Totals	403	5500	716	6619	9970		2556	2258	4814

Canvass Report — Total Voters — Unofficial Jefferson County — General, Joint and Special Election — November 03, 2020

11/12/2020 05:36 PM
Precincts Reporting 139 of 139 = 100.00%

Page 101 of 117

Total Number of Voters : 95,469 of 150,690 = 63.35%

Port Neches-Groves ISD

Precinct	Absentee Ballots Cast	Early Ballots Cast	Election Ballots Cast	Total Ballots Cast	Registered Voters	Percent Turnout	No Candidate for Race	Totals
9 01	0	0	0	0	3523	00.00%	0	0
38 02	0	0	0	0	1333	00.00%	0	0
40	0	0	0	0	3029	00.00%	0	0
41	0	0	0	0	195	00.00%	0	0
42 01	0	0	0	0	2413	00.00%	0	0
42 02	0	0	0	0	54	00.00%	0	0
43 01	0	0	0	0	2025	00.00%	0	0
43 03	0	0	0	0	0	00.00%	0	0
60 01	0	0	0	0	3256	00.00%	0	0
61 01	0	0	0	0	486	00.00%	0	0
70 01	0	0	0	0	662	00.00%	0	0
71 01	0	0	0	0	104	00.00%	0	0
71 02	0	0	0	0	1	00.00%	0	0
85 01	0	0	0	0	166	00.00%	0	0
102 01	0	0	0	0	0	00.00%	0	0
102 02	0	0	0	0	182	00.00%	0	0
109	0	0	0	0	239	00.00%	0	0
Totals	0	0	0	0	17668		0	0

Canvass Report — Total Voters — Unofficial Jefferson County — General, Joint and Special Election — November 03, 2020

Page 102 of 117

11/12/2020 05:36 PM
Precincts Reporting 139 of 139 = 100.00%

Total Number of Voters : 95,469 of 150,690 = 63.35%

Trustee, Place 6

Precinct	Absentee Ballots Cast	Early Ballots Cast	Election Ballots Cast	Total Ballots Cast	Registered Voters	Percent Turnout	Dallon James	Danny Viator, Jr.	Rusty Brittain	Totals
9 01	138	2358	196	2692	3523	76.41%	875	365	963	2203
38 02	48	884	84	1016	1333	76.22%	355	114	338	807
40	110	1780	237	2127	3029	70.22%	772	246	657	1675
41	6	91	14	111	195	58.92%	38	16	35	89
42 01	95	1464	141	1700	2413	70.45%	549	269	442	1260
42 02	2	32	5	39	54	72.22%	15	7	10	32
43 01	96	1201	148	1445	2025	71.36%	458	211	364	1031
43 03	0	0	0	0	0	00.00%	0	0	0	0
60 01	97	1835	225	2157	3256	66.25%	749	368	427	1544
61 01	17	231	43	291	486	59.88%	89	56	55	200
70 01	19	340	55	414	662	62.54%	86	91	77	254
71 01	1	54	12	67	104	64.42%	24	12	15	51
71 02	0	1	0	1	1	100.00%	0	0	0	0
95 01	9	108	6	123	166	74.10%	32	20	32	84
102 01	0	0	0	0	0	00.00%	0	0	0	0
102 02	3	117	9	129	182	70.88%	40	26	20	86
109	7	162	21	190	239	79.50%	70	26	57	153
Totals	649	10658	1196	12502	17688		4150	1827	3492	13469

Canvass Report — Total Voters — Unofficial Jefferson County — General, Joint and Special Election — November 03, 2020

Page 103 of 117

11/12/2020 05:36 PM
Precincts Reporting 139 of 139 = 100.00%

Total Number of Voters : 95,469 of 150,690 = 63.35%

Trustee, Place 7

Precinct	Absentee Ballots Cast	Early Ballots Cast	Election Ballots Cast	Total Ballots Cast	Registered Voters	Percent Turnout	Jake Lefort	Totals
9 01	138	2358	196	2692	3523	76.41%	1806	1806
38 02	48	884	84	1016	1333	76.22%	647	647
40	110	1780	237	2127	3029	70.22%	1358	1358
41	6	91	14	111	195	56.92%	69	69
42 01	95	1464	141	1700	2413	70.45%	1019	1019
42 02	2	32	5	39	54	72.22%	26	26
43 01	96	1201	148	1445	2025	71.36%	861	861
43 03	0	0	0	0	0	00.00%	0	0
60 01	97	1835	225	2157	3256	66.25%	1292	1292
61 01	17	231	43	291	486	59.88%	165	165
70 01	19	340	55	414	662	62.54%	221	221
71 01	1	54	12	67	104	64.42%	57	57
71 02	0	1	0	1	1	100.00%	0	0
95 01	9	108	6	123	166	74.10%	70	70
102 01	0	0	0	0	0	00.00%	0	0
102 02	3	117	9	129	182	70.88%	68	68
109	7	162	21	190	239	79.50%	126	126
Totals	648	10658	1196	12502	17668		7785	7785

Canvass Report — Total Voters — Unofficial

Jefferson County — General, Joint and Special Election — November 03, 2020

Page 104 of 117

11/12/2020 05:36 PM
Precincts Reporting 139 of 139 = 100.00%

Total Number of Voters : 95,469 of 150,690 = 63.35%

Port Arthur ISD

Precinct	Absentee Ballots Cast	Early Ballots Cast	Election Ballots Cast	Total Ballots Cast	Registered Voters	Percent Turnout	No Candidate for Race	Totals
33 01	0	0	0	0	2472	00.00%	0	0
34	0	0	0	0	1632	00.00%	0	0
43 02	0	0	0	0	291	00.00%	0	0
44	0	0	0	0	760	00.00%	0	0
45	0	0	0	0	1281	00.00%	0	0
46	0	0	0	0	1282	00.00%	0	0
47	0	0	0	0	1521	00.00%	0	0
48	0	0	0	0	1054	00.00%	0	0
49	0	0	0	0	524	00.00%	0	0
50	0	0	0	0	2526	00.00%	0	0
51	0	0	0	0	463	00.00%	0	0
52	0	0	0	0	503	00.00%	0	0
53	0	0	0	0	1495	00.00%	0	0
54	0	0	0	0	545	00.00%	0	0
55	0	0	0	0	426	00.00%	0	0
57	0	0	0	0	824	00.00%	0	0
59	0	0	0	0	1180	00.00%	0	0
60 02	0	0	0	0	78	00.00%	0	0
61 02	0	0	0	0	1420	00.00%	0	0
70 02	0	0	0	0	1847	00.00%	0	0
76	0	0	0	0	1083	00.00%	0	0
81	0	0	0	0	851	00.00%	0	0
82	0	0	0	0	2597	00.00%	0	0
93	0	0	0	0	812	00.00%	0	0
95 02	0	0	0	0	0	00.00%	0	0
96	0	0	0	0	534	00.00%	0	0
97	0	0	0	0	0	00.00%	0	0
98 02	0	0	0	0	15	00.00%	0	0
104	0	0	0	0	78	00.00%	0	0
105	0	0	0	0	294	00.00%	0	0
Totals	0	0	0	0	28388	00.00%	0	0

Canvass Report — Total Voters — Unofficial Jefferson County — General, Joint and Special Election — November 03, 2020

Page 105 of 117

11/12/2020 05:36 PM
Precincts Reporting 139 of 139 = 100.00%

Total Number of Voters : 95,469 of 150,690 = 63.35%

Board of Trustees

Precinct	Absentee Ballots Cast	Early Ballots Cast	Election Ballots Cast	Total Ballots Cast	Registered Voters	Percent Turnout	Joseph L. Guillory, II	Dianne Brown	Kenneth W. Lottion, Sr.	Totals
33 01	97	1134	249	1480	2472	59.87%	441	465	337	1243
34	204	772	96	1072	1632	65.69%	375	496	392	1263
43 02	23	129	29	181	291	62.20%	55	47	42	144
44	32	366	60	458	760	60.26%	170	133	156	459
45	64	513	126	703	1281	54.88%	268	221	197	686
46	58	494	93	645	1282	50.31%	240	186	182	608
47	58	599	133	790	1521	51.94%	301	239	238	778
48	37	342	90	469	1054	44.50%	170	162	143	475
49	16	175	66	257	524	49.05%	102	61	74	237
50	171	967	190	1328	2526	52.57%	507	413	493	1413
51	18	165	37	220	463	47.52%	100	70	79	249
52	44	190	42	276	503	54.87%	111	74	124	309
53	85	581	102	768	1495	51.37%	315	211	299	825
54	46	211	33	290	545	53.21%	122	90	114	326
55	35	161	24	220	426	51.64%	91	76	84	251
57	63	317	43	423	824	51.33%	188	135	193	496
59	103	408	70	581	1180	49.24%	249	201	253	703
60 02	5	34	3	42	78	53.85%	15	10	5	30
61 02	70	605	127	802	1420	56.48%	234	190	165	589
70 02	82	787	136	1005	1847	54.41%	322	312	336	970
76	43	354	70	467	1083	43.12%	183	153	159	495
81	59	322	47	428	851	50.29%	201	129	189	519
82	150	1208	161	1519	2597	58.49%	571	444	450	1465
93	34	268	109	411	812	50.62%	169	105	105	379
95 02	0	0	0	0	0	00.00%	0	0	0	0
96	24	204	35	263	534	49.25%	105	79	106	290
97	0	0	0	0	0	00.00%	0	0	0	0
98 02	1	8	0	9	15	60.00%	1	1	2	4
104	4	51	3	58	78	74.36%	17	15	15	47
105	14	104	28	146	294	49.66%	47	48	46	141
Totals	1640	1469	2202	11531	28988	47.66%	5650	4766	4988	15404

Canvass Report — Total Voters — Unofficial

Jefferson County — General, Joint and Special Election — November 03, 2020

Page 106 of 117

11/12/2020 05:36 PM
Precincts Reporting 139 of 139 = 100.00%

Total Number of Voters : 95,469 of 150,690 = 63.35%

Hamshire-Fannett ISD

Precinct	Absentee Ballots Cast	Early Ballots Cast	Election Ballots Cast	Total Ballots Cast	Registered Voters	Percent Turnout	No Candidate for Race	Totals
28 01	0	0	0	0	549	00.00%	0	0
29	0	0	0	0	1854	00.00%	0	0
30	0	0	0	0	1185	00.00%	0	0
31 02	0	0	0	0	1242	00.00%	0	0
80 01	0	0	0	0	266	00.00%	0	0
91 01	0	0	0	0	599	00.00%	0	0
92	0	0	0	0	1247	00.00%	0	0
101	0	0	0	0	0	00.00%	0	0
108	0	0	0	0	513	00.00%	0	0
Totals	0	0	0	0	7455		0	0

Canvass Report — Total Voters — Unofficial

Jefferson County — General, Joint and Special Election — November 03, 2020

Page 107 of 117

11/12/2020 05:36 PM
Precincts Reporting 139 of 139 = 100.00%

Total Number of Voters : 95,469 of 150,690 = 63.35%

Trustee, Position 1

Precinct	Absentee Ballots Cast	Early Ballots Cast	Election Ballots Cast	Total Ballots Cast	Registered Voters	Percent Turnout	Celeste Ramsey	Gene Arceneaux	Brandon Luquette	Totals
28 01	41	286	53	380	549	69.22%	81	139	69	289
29	38	1284	205	1525	1854	82.25%	388	369	454	1211
30	34	753	77	864	1185	72.91%	209	230	281	700
31 02	37	801	103	941	1242	75.76%	239	236	193	668
80 01	6	1	0	7	266	2.63%	2	0	0	2
91 01	14	421	45	480	599	80.13%	187	100	94	381
92	42	804	86	932	1247	74.74%	261	170	185	616
101	0	0	0	0	0	00.00%	0	0	0	0
108	19	314	45	378	513	73.68%	110	70	135	315
Totals	229	4664	614	5507	7455		1477	1314	1391	4182

Canvass Report — Total Voters — Unofficial

Jefferson County — General, Joint and Special Election — November 03, 2020

Page 108 of 117

11/12/2020 05:36 PM
Precincts Reporting 139 of 139 = 100.00%

Total Number of Voters : 95,469 of 150,690 = 63.35%

Trustee, Position 2

Precinct	Absentee Ballots Cast	Early Ballots Cast	Election Ballots Cast	Total Ballots Cast	Registered Voters	Percent Turnout	Jeff Burdick	Totals
28 01	41	286	53	380	549	69.22%	203	203
29	36	1284	205	1525	1854	82.25%	1046	1046
30	34	753	77	864	1185	72.91%	591	591
31 02	37	801	103	941	1242	75.76%	584	584
80 01	6	1	0	7	266	2.63%	4	4
91 01	14	421	45	480	599	80.13%	324	324
92	42	804	86	932	1247	74.74%	510	510
101	0	0	0	0	0	00.00%	0	0
108	19	314	45	378	513	73.68%	260	260
Totals	239	4664	614	5507	7455		3532	3532

Canvass Report — Total Voters — Unofficial Jefferson County — General, Joint and Special Election — November 03, 2020

Page 109 of 117

11/12/2020 05:36 PM
Precincts Reporting 139 of 139 = 100.00%

Total Number of Voters : 95,469 of 150,690 = 63.35%

Trustee, Position 3

Precinct	Absentee Ballots Cast	Early Ballots Cast	Election Ballots Cast	Total Ballots Cast	Registered Voters	Percent Turnout	Chad McLeod	Mike Broussard	Brandon Schwarzenburg	Totals
28 01	41	286	53	380	549	69.22%	57	196	26	279
29	36	1284	205	1525	1854	82.25%	235	906	80	1221
30	34	753	77	884	1185	72.91%	132	484	89	705
31 02	37	801	103	941	1242	75.76%	145	465	77	687
80 01	6	1	0	7	266	2.63%	0	2	2	4
91 01	14	421	45	480	599	80.13%	107	228	46	379
92	42	804	86	932	1247	74.74%	143	403	77	623
101	0	0	0	0	0	00.00%	0	0	0	0
108	19	314	45	378	513	73.68%	68	215	27	310
Totals	229	4664	614	5507	7455		887	2897	424	4208

Canvass Report — Total Voters — Unofficial Jefferson County — General, Joint and Special Election — November 03, 2020

Page 110 of 117

11/12/2020 05:36 PM
Precincts Reporting 139 of 139 = 100.00%

Total Number of Voters : 95,469 of 150,690 = 63.35%

Trustee, Position 4

Precinct	Absentee Ballots Cast	Early Ballots Cast	Election Ballots Cast	Total Ballots Cast	Registered Voters	Percent Turnout	Bob Thewman	Davilyn Walston	Totals
28 01	41	286	53	380	549	69.22%	181	93	274
29	36	1284	205	1525	1854	82.25%	784	428	1212
30	34	753	77	864	1185	72.91%	447	248	695
31 02	37	801	103	941	1242	75.76%	345	318	663
80 01	6	1	0	7	266	2.63%	0	0	0
91 01	14	421	45	480	599	80.13%	258	131	389
92	42	804	86	932	1247	74.74%	364	242	606
101	0	0	0	0	0	00.00%	0	0	0
108	19	314	45	378	513	73.68%	195	105	300
Totals	229	4664	614	5507	7455		2574	1565	4139

Canvass Report — Total Voters — Unofficial
Jefferson County — General, Joint and Special Election — November 03, 2020

11/12/2020 05:36 PM
Precincts Reporting 139 of 139 = 100.00%

Page 111 of 117

Total Number of Voters : 95,469 of 150,690 = 63.35%

Trustee, Position 6, Unexpired Term

Precinct	Absentee Ballots Cast	Early Ballots Cast	Election Ballots Cast	Total Ballots Cast	Registered Voters	Percent Turnout	Felman Malveaux	Robert Lott	Totals
28 01	41	286	53	380	549	69.22%	206	86	292
29	36	1284	205	1525	1854	82.25%	514	667	1181
30	34	753	77	864	1185	72.91%	289	364	653
31 02	37	801	103	941	1242	75.76%	277	320	597
80 01	6	1	0	7	266	2.63%	0	0	0
91 01	14	421	45	480	599	80.13%	174	161	335
92	42	804	86	932	1247	74.74%	270	299	569
101	0	0	0	0	0	00.00%	0	0	0
108	19	314	45	378	513	73.68%	134	167	301
Totals	229	4684	614	5507	7455		1864	2064	3928

Canvass Report — Total Voters — Unofficial

Jefferson County — General, Joint and Special Election — November 03, 2020

Page 112 of 117

11/12/2020 05:36 PM
Precincts Reporting 139 of 139 = 100.00%

Total Number of Voters : 95,469 of 150,690 = 63.35%

Hamshire-Fannett ISD

Precinct	Absentee Ballots Cast	Early Ballots Cast	Election Ballots Cast	Total Ballots Cast	Registered Voters	Percent Turnout	No Candidate for Race	Totals
28 01	0	0	0	0	549	00.00%	0	0
29	0	0	0	0	1854	00.00%	0	0
30	0	0	0	0	1185	00.00%	0	0
31 02	0	0	0	0	1242	00.00%	0	0
80 01	0	0	0	0	266	00.00%	0	0
91 01	0	0	0	0	599	00.00%	0	0
92	0	0	0	0	1247	00.00%	0	0
101	0	0	0	0	0	00.00%	0	0
108	0	0	0	0	513	00.00%	0	0
Totals	0	0	0	0	7455	00.00%	0	0

Canvass Report — Total Voters — Unofficial Jefferson County — General, Joint and Special Election — November 03, 2020

11/12/2020 05:36 PM
Precincts Reporting 139 of 139 = 100.00%

Page 113 of 117

Total Number of Voters : 95,469 of 150,690 = 63.35%

Hamshire-Fannett ISD Proposition A

Precinct	Absentee Ballots Cast	Early Ballots Cast	Election Ballots Cast	Total Ballots Cast	Registered Voters	Percent Turnout	FOR	AGAINST	Totals
28 01	41	286	53	380	549	69.22%	187	157	344
29	36	1284	205	1525	1854	82.25%	697	734	1431
30	34	753	77	864	1185	72.91%	408	407	815
31 02	37	801	103	941	1242	75.76%	420	444	864
80 01	6	1	0	7	286	2.63%	0	6	6
91 01	14	421	45	480	599	80.13%	243	216	459
92	42	804	86	932	1247	74.74%	505	320	825
101	0	0	0	0	0	00.00%	0	0	0
108	19	314	45	378	513	73.68%	197	161	358
Totals	229	4664	614	5507	7455		2637	2445	5102

Canvass Report — Total Voters — Unofficial Jefferson County — General, Joint and Special Election — November 03, 2020

Page 114 of 117

11/12/2020 05:36 PM
Precincts Reporting 139 of 139 = 100.00%

Total Number of Voters : 95,469 of 150,690 = 63.35%

Hamshire-Fannett ISD Proposition B

Precinct	Absentee Ballots Cast	Early Ballots Cast	Election Ballots Cast	Total Ballots Cast	Registered Voters	Percent Turnout	FOR	AGAINST	Totals
28 01	41	286	53	380	549	69.22%	160	190	350
29	36	1284	205	1525	1854	82.25%	589	843	1432
30	34	753	77	864	1185	72.91%	338	473	811
31 02	37	801	103	941	1242	75.76%	343	519	862
80 01	6	1	0	7	266	2.63%	0	6	6
91 01	14	421	45	480	599	80.13%	208	253	461
92	42	804	86	932	1247	74.74%	441	381	822
101	0	0	0	0	0	00.00%	0	0	0
108	19	314	45	378	513	73.68%	170	189	359
Totals	229	4664	614	5507	7455		2249	2854	5103

Canvass Report — Total Voters — Unofficial

Jefferson County — General, Joint and Special Election — November 03, 2020

Page 115 of 117

11/12/2020 05:36 PM
Precincts Reporting 139 of 139 = 100.00%

Total Number of Voters : 95,469 of 150,690 = 63.35%

Hardin-Jefferson ISD

Precinct	Absentee Ballots Cast	Early Ballots Cast	Election Ballots Cast	Total Ballots Cast	Registered Voters	Percent Turnout	No Candidate for Race	Totals
24	0	0	0	0	547	00.00%	0	0
25	0	0	0	0	2248	00.00%	0	0
26 02	0	0	0	0	503	00.00%	0	0
28 02	0	0	0	0	296	00.00%	0	0
66 01	0	0	0	0	294	00.00%	0	0
66 02	0	0	0	0	164	00.00%	0	0
66 03	0	0	0	0	285	00.00%	0	0
66 04	0	0	0	0	62	00.00%	0	0
90 02	0	0	0	0	8	00.00%	0	0
91 02	0	0	0	0	103	00.00%	0	0
Totals	0	0	0	0	4510		0	0

Canvass Report — Total Voters — Unofficial

Jefferson County — General, Joint and Special Election — November 03, 2020

Page 116 of 117

11/12/2020 05:36 PM
Precincts Reporting 139 of 139 = 100.00%

Total Number of Voters : 95,469 of 150,690 = 63.35%

Hardin-Jefferson ISD Proposition A

Precinct	Absentee Ballots Cast	Early Ballots Cast	Election Ballots Cast	Total Ballots Cast	Registered Voters	Percent Turnout	FOR	AGAINST	Totals
24	16	335	38	389	547	71.12%	223	146	369
25	90	1429	146	1665	2248	74.07%	1044	522	1566
26 02	19	320	33	372	503	73.96%	205	136	341
28 02	33	145	24	202	296	68.24%	131	55	186
66 01	6	130	59	195	294	66.33%	111	70	181
66 02	2	79	36	117	164	71.34%	81	28	109
66 03	9	129	58	196	285	68.77%	135	46	181
66 04	1	48	4	53	62	85.48%	30	20	50
90 02	0	30	2	32	8	400.00%	13	7	20
91 02	2	79	7	88	103	85.44%	43	41	84
Totals	178	2724	407	3309	4510		2016	1071	3087

Canvass Report — Total Voters — Unofficial Jefferson County — General, Joint and Special Election — November 03, 2020

Page 117 of 117

11/12/2020 05:36 PM
Precincts Reporting 139 of 139 = 100.00%

Total Number of Voters : 95,469 of 150,690 = 63.35%

Hardin-Jefferson ISD Proposition B

Precinct	Absentee Ballots Cast	Early Ballots Cast	Election Ballots Cast	Total Ballots Cast	Registered Voters	Percent Turnout	FOR	AGAINST	Totals
24	16	335	38	389	547	71.12%	207	162	369
25	90	1429	146	1665	2248	74.07%	968	592	1560
26 02	19	320	33	372	503	73.96%	193	145	338
28 02	33	145	24	202	296	68.24%	124	64	188
66 01	6	130	59	195	294	66.33%	102	78	180
66 02	2	79	36	117	164	71.34%	78	32	110
66 03	9	129	58	196	285	68.77%	122	57	179
66 04	1	48	4	53	62	85.48%	30	20	50
90 02	0	30	2	32	8	400.00%	15	6	21
91 02	2	79	7	88	103	85.44%	43	42	85
Totals	178	2724	407	3309	4510		1892	1198	3080

Special, November 17, 2020

There being no further business to come before the Court at this time,
same is now here adjourned on this date, November 17, 2020