



**JEFFERSON COUNTY PURCHASING DEPARTMENT**  
**Deborah L. Clark, Purchasing Agent**

1149 Pearl Street  
1<sup>st</sup> Floor, Beaumont, TX 77701

OFFICE MAIN: (409) 835-8593  
FAX: (409) 835-8456

**Addendum to RFP**

**RFP NUMBER:** RFP 23-077/MR  
**RFP TITLE:** Controlled Building Access System for Jefferson County  
**RFP DUE BY:** 11:00 am CT, Wednesday, February 21, 2024  
**ADDENDUM NO.:** 2  
**ISSUED (DATE):** March 1, 2024

**To RFP Respondent:** This Addendum is an integral part of the RFP package under consideration by you as a Respondent in connection with the subject matter herein identified. Jefferson County deems all sealed qualifications to have been proffered in recognition and consideration of the entire RFP Specifications Package – *including all addenda*. For purposes of clarification, **receipt of this present Addendum by a Respondent should be evidenced by returning it (signed) as part of the Respondent's sealed RFP response submission.** If the RFP response submission has already been received by the Jefferson County Purchasing Department, Respondent should return this addendum in a separate sealed envelope, clearly marked with the RFP Title, RFP Number, and RFP Opening Date and Time, as stated above.

**Reason for Issuance of this Addendum:**

**1. Vendor Question**

**The information included herein is hereby incorporated into the documents of this present RFP matter and supersedes any conflicting documents or portion thereof previously issued.**

**Receipt of this Addendum is hereby acknowledged by the undersigned Respondent:**

**ATTEST:**

\_\_\_\_\_  
Witness

\_\_\_\_\_  
Witness

Approved by \_\_\_\_\_ Date: \_\_\_\_\_

\_\_\_\_\_  
Authorized Signature (Respondent)

\_\_\_\_\_  
Title of Person Signing Above

\_\_\_\_\_  
Typed Name of Business or Individual

\_\_\_\_\_  
Address



## JEFFERSON COUNTY PURCHASING DEPARTMENT

*Deborah L. Clark, Purchasing Agent*

---

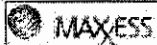
1149 Pearl Street  
1<sup>st</sup> Floor, Beaumont, TX 77701

OFFICE MAIN: (409) 835-8593  
FAX: (409) 835-8456

---

1. Question: Just to be clear, there are 26 panels that will need work in this scope?

Answer: The panel and door list we printed out of our system are attached in Attachment A.



## Doors by Name



2/13/2024 2:24:11 PM

Line	Id	Name	Address	FloorPlan	P_Row	P_Col	State	Show	ShowPicture	Camera	Enable
1	1000013	252nd Court Room Entrance			0	0	O1	1	0	0	1
2	1000059	60 district court			0	0		1	0	0	1
3	1000001	Adult Probation - Reader 0.2			0	0	O1	1	0	0	1
4	1000045	AP - 1st Floor Door 1			0	0	O1	1	0	0	1
5	1000044	AP - 2nd Floor Door 1			0	0	O1	1	0	0	1
6	1000052	AP - 2nd Floor Door 2			0	0	O1	1	0	0	1
7	1000000	AP - Rear Employee Entrance			0	0	O1	1	0	0	1
8	1000054	AP - 1st Floor Door 2			0	0	O1	1	0	0	1
9	1000008	CC - CC2			0	0	O1	1	0	0	1
10	1000009	CC - CC3			0	0		1	0	0	1
11	1000005	CC - Reader 0.1			0	0		1	0	0	1
12	1000006	CC - Reader 0.2			0	0		1	0	0	1
13	1000012	CDC - Courtroom Entrance			0	0		1	0	0	1
14	1000023	CH - County Clerks Stairwell Exit			0	0		1	0	0	1
15	1000022	CH - Court Yard Rear Entrance			0	0	O1	1	0	0	1
16	1000025	CH - Internal Lobby Pass-thru			0	0	O1	1	0	0	1
17	1000026	CH - JP/Constable Public Entrance			0	0	O2	1	0	0	1
18	1000020	Ch - Main Entrance 4			0	0	O1	1	0	0	1
19	1000021	CH - Main Entrance 5			0	0	O1	1	0	0	1
20	1000019	CH - Main Entrance 1 Handicap d			0	0	O2	1	0	0	1
21	1000004	Corr. Fac. - Reader 0.2			0	0		1	0	0	1
22	1000007	County Criminal Courts Main Enl			0	0		1	0	0	1
23	1000014	Court Coordinator Felony Side			0	0		1	0	0	1
24	1000010	Court Coordinators Main - Room			0	0		1	0	0	1
25	1000011	District Criminal Courts Main Dof			0	0		1	0	0	1
26	1000024	Extra			0	0		1	0	0	1
27	1000015	HB - 1st Floor Main Entrance			0	0		1	0	0	1
28	1000058	HB - 279th District Court			0	0		1	0	0	1
29	1000057	HB - 317th District Court			0	0		1	0	0	1
30	1000055	HB - 58th District Court			0	0		1	0	0	1
31	1000016	HB - Basement Franklin Side			0	0	O2	1	0	0	1
32	1000017	HB - Basement rear			0	0	O1	1	0	0	1
33	1000056	HB - County Court at Law #1			0	0		1	0	0	1
34	1000018	HB - Rear Parking Lot (GATE)			0	0	O1	1	0	0	1
35	1000029	Lasalle Door			0	0		1	0	0	1
36	1000037	PA Adult Probation Cafeteria Dof			0	0	O1	1	0	0	1
37	1000040	PA Adult Probation Conference C			0	0	O1	1	0	0	1
38	1000034	PA Adult Probation Exterior Door			0	0	O1	1	0	0	1
39	1000041	PA Adult Probation Lobby Door			0	0	O1	1	0	0	1
40	1000035	PA Health & Scical Exterior Door			0	0	O1	1	0	0	1
41	1000031	PA Health & Scocial Lobby Door			0	0	O1	1	0	0	1
42	1000030	PA Health & Scocial Blg Split Dof			0	0	O1	1	0	0	1
43	1000039	PA Health & Scocial Cafeteria Dof			0	0	O1	1	0	0	1
44	1000036	PA Health & Scocial Conf. Room			0	0	O1	1	0	0	1
45	1000033	PA Health & Scocial Corridor Dof			0	0	O1	1	0	0	1
46	1000038	PA Health & Scocial lobby door			0	0	O1	1	0	0	1
47	1000002	Sally port door - Hwy 69			0	0	O1	1	0	0	1
48	1000027	SD - Parking Lot Door			0	0	O1	1	0	0	1
49	1000042	SD - Sheriff East Entrance			0	0	O1	1	0	0	1
50	1000028	SD - Sheriff Front Entrance/Publ			0	0	O1	1	0	0	1
51	1000043	SD - Sheriff West Entrance			0	0	O1	1	0	0	1
52	1000060	Tax Office Mid Conuty Rear Dof			0	0	O1	1	0	0	1

Line	Id	Name	Address	FloorPlan	P_Col	P_Row	PanelTy
1	115	Adult Probation 1st Floor			0	0	84
2	112	Adult Probation 2nd Floor			0	0	84
3	9	Adult Probation on Board DDM			0	0	85
4	8	Correctional Facility On Board DDM			0	0	86
5	14	Criminal Court - 252nd			0	0	84
6	12	Criminal Court - CC3			0	0	84
7	11	Criminal Court - Country Criminal			0	0	84
8	13	Criminal Court - District Criminal			0	0	84
9	10	Criminal Court On Board DDM			0	0	85
10	75	Health & Parole Bld Panel 1			0	0	88
11	78	Health & Parole Bld Panel 2			0	0	87
12	79	Health & Parole Bld Panel 3			0	0	87
13	80	Health & Parole Bld Panel 4			0	0	87
14	81	Health & Parole Bld Panel 5			0	0	87
15	82	Health & Parole Bld Panel 6			0	0	87
16	2	Historical Bld DDM Panel 1			0	0	84
17	1	Historical Bld On Board DDM 1501			0	0	85
18	134	Historical Bld Panel 2			0	0	84
19	135	Historical Bld Panel 3			0	0	84
20	144	Historical Bld Panel 4			0	0	84
21	72	Lasalle MR50			0	0	80
22	4	Sheriff Bld DDM 1			0	0	84
23	5	Sheriff Bld DDM 2			0	0	84
24	6	Sheriff Bld DDM 3			0	0	84
25	7	Sheriff Bld DDM 4			0	0	84
26	107	Sheriff Bld DDM 5			0	0	84
27	3	Sheriff Bld On Board DDM			0	0	85
28	147	Tax Office Mid County Panel			0	0	88

MAXxess		Doors by Address		2/13/2024 2:22:53 PM
Line	Point Name	Point Address	Point Type	
1	Historical Bld On Board DDM 1502		Sensor	
2	HB - 1st Floor Main Entrance		Door	
3	HB - Basement Franklin Side		Door	
4	HB - 1st Floor Main Entrance R00.1		Sensor	
5	HB - Basement Franklin Side S00.2		Sensor	
6	HB - Basement Franklin Side R00.2		Sensor	
7	Historical Bld DDM Panel 1		Sensor	
8	HB - Basement rear		Door	
9	HB - Rear Parking Lot (GATE)		Door	
10	HB - Basement rear R01.1		Sensor	
11	hb new relay		Output	
12	HB - Rear Parking Lot S01.2		Sensor	
13	HB - Rear Parking Lot R01.2		Sensor	
14	Historical Bld Panel 2		Sensor	
15	HB - 58th District Court		Door	
16	HB - County Court at Law #1		Door	
17	HB - Judge Walston R02.1		Sensor	
18	HB - Judge Eddings R02.2		Sensor	
19	Historical Bld Panel 3		Sensor	
20	HB - 317th District Court		Door	
21	HB - 279th District Court		Door	
22	HB - Judge Shelton R03.1		Sensor	
23	HB - Judge Thorne R03.2		Sensor	
24	Historical Bld Panel 4		Sensor	
25	60 district court		Door	
26	60 district court R04.1		Sensor	
27	Sheriff Bld On Board DDM		Sensor	
28	CH - Main Entrance 1 Handicap door		Door	
29	CH - Main Ent 1 Handicap S00.1		Sensor	
30	Ch - Main Entrance 4		Door	
31	CH - Main Ent 1 Handicap R00.1		Sensor	
32	Ch - Main Entrance 4 S00.2		Sensor	
33	Ch - Main Entrance 4 R00.2		Sensor	
34	Sheriff Bld DDM 1		Sensor	
35	CH - Main Entrance 5		Door	
36	CH - Main Entrance 5 S01.1		Sensor	
37	CH - Court Yard Rear Entrance		Door	
38	CH - Main Entrance 5 R01.1		Sensor	
39	CH - Court Yard 7 S01.2		Sensor	
40	CH - Court Yard 7 R01.2		Sensor	
41	Sheriff Bld DDM 2		Sensor	
42	CH - County Clerks Stairwell Exit (14)		Door	
43	Ch - Clerks Stairwell Exit 4 S02.1		Sensor	
44	Extra		Door	
45	Ch - Clerks Stairwell Exit 4 R02.1		Sensor	
46	Extra S02.2		Sensor	
47	Extra R02.2		Sensor	
48	Sheriff Bld DDM 3		Sensor	
49	CH - Internal Lobby Pass-thru		Door	
50	CH - Lobby Side 15 S03.1		Sensor	
51	CH - JP/Constable Public Entrance		Door	
52	CH - Lobby Side 15 R03.1		Sensor	
53	Ch - Precint 19 S03.2		Sensor	
54	Ch - Precint 19 R03.2		Sensor	
55	Sheriff Bld DDM 4		Sensor	
56	SD - Parking Lot Door		Door	
57	CH - Parking Lot 38 S04.1		Sensor	
58	SD - Sheriff Front Entrance/Public (50)		Door	
59	CH - Parking Lot 38 R04.1		Sensor	
60	CH - Front End 50 R04.2		Sensor	
61	Lasalle MR50		Sensor	
62	Lasalle Door		Door	
63	Sherrif Bld Side Door S05.1		Sensor	
64	Sherrif Bld Side Door R05.1		Sensor	
65	Sheriff Bld DDM 5		Sensor	
66	SD - Sheriff East Entrance		Door	
67	Sheriff East Entrance S06.1		Sensor	
68	SD - Sheriff West Entrance		Door	
69	Sheriff East Entrance R06.1		Sensor	
70	SD - Sheriff West Entrance S06.2		Sensor	

Line	Point Name	Point Address	Point Type
71	SD - Sheriff West Entrance R06.2		Sensor
72	Correctional Facility On Board DDM		Sensor
73	Sally port door - Hwy 69		Door
74	Sally port door S00.1		Sensor
75	Corr. Fac. - Reader 0.2		Door
76	Sally port door R00.1		Sensor
77	CF - Reader 0.2 S00.2		Sensor
78	CF - Reader 0.2 R00.2		Sensor
79	Adult Probation on Board DDM		Sensor
80	AP - Rear Employee Entrance		Door
81	Rear Employee Entrance S00.1		Sensor
82	Adult Probation - Reader 0.2		Door
83	Rear Employee Entrance R00.1		Sensor
84	Reader 0.2 R00.2		Sensor
85	Adult Probation 2nd Floor		Sensor
86	AP - 2nd Floor Door 1		Door
87	AP - 2nd Floor Door 2		Door
88	AP - 2nd Floor Door 2 S01.2		Sensor
89	AP - 2nd Floor Door 2 R1.1		Sensor
90	Adult Probation 1st Floor		Sensor
91	AP - 1st Floor Door 1		Door
92	AP - 1st Floor Door 2		Door
93	X S02.2		Sensor
94	X R02.2		Sensor
95	Criminal Court On Board DDM		Sensor
96	CC - Reader 0.1		Door
97	CC - Reader 0.1 S00.1		Sensor
98	CC - Reader 0.2		Door
99	CC - Reader 0.1 R00.1		Sensor
100	CC - Reader 0.2 S00.2		Sensor
101	CC - Reader 0.2 R00.2		Sensor
102	Criminal Court - County Criminal Courts		Sensor
103	County Criminal Courts Main Entrance		Door
104	County Criminal Courts S01.1		Sensor
105	CC - CC2		Door
106	County Criminal Courts R01.1		Sensor
107	CC2 S01.2		Sensor
108	cc2 rex		Sensor
109	Criminal Court - CC3		Sensor
110	CC - CC3		Door
111	CC3 S02.1		Sensor
112	Court Coordinators Main - Room 208		Door
113	CC3 R02.1		Sensor
114	Court Coordinators Main S02.2		Sensor
115	Court Coordinators Main R02.2		Sensor
116	Criminal Court - District Criminal Court		Sensor
117	District Criminal Courts Main Door		Door
118	District Criminal Courts S03.1		Sensor
119	CDC - Courtroom Entrance		Door
120	District Criminal Courts R03.1		Sensor
121	CDC-S03.2		Sensor
122	CDC R03.2		Sensor
123	Criminal Court - 252nd		Sensor
124	252nd Court Room Entrance		Door
125	252nd S04.1		Sensor
126	Court Coordinator Felony Side		Door
127	252nd R04.1		Sensor
128	Court Coordinators DC S04.2		Sensor
129	Court Coordinators DC R04.2		Sensor
130	Health & Parole Bldg Panel 1		Sensor
131	PA Health & Social Bldg Split Door 117		Door
132	Door 117 S00.1		Sensor
133	PA Health & Social Lobby Door 101		Door
134	Door 117 R00.1		Sensor
135	PA Medical Lobby Door 101 S00.2		Sensor
136	PA Medical Lobby Door 101 R00.2		Sensor
137	Health & Parole Bldg Panel 2		Sensor
138	PA Health & Social Corridor Door 130		Door
139	PA Medical Corridor Door 130 S01.1		Sensor
140	PA Health & Social Conf. Room Door 149		Door

Line	Point Name	Point Address	Point Type
141	PA Medical Corridor Door 130 R01.1		Sensor
142	PA Adult Probation Exterior Door S01.2		Sensor
143	PA Adult Probation Exterior Door R02.1		Sensor
144	Health & Parole Bldg Panel 3		Sensor
145	PA Adult Probation Exterior Door EX04		Door
146	PA Health & Social Exterior Door EX05		Door
147	PA Health & Social Exterior Door E S02.2		Sensor
148	PA Health & Social Exterior Door E R02.2		Sensor
149	Health & Parole Bldg Panel 4		Sensor
150	PA Adult Probation Cafeteria Door 161		Door
151	PA Health & Social lobby door 134		Door
152	PA Probation Cafeteria Door 161 R03.1		Sensor
153	PA Health & Social Cafeteria Door S03.2		Sensor
154	PA Health & Social Cafeteria Door R03.2		Sensor
155	Health & Parole Bldg Panel 5		Sensor
156	PA Health & Social Cafeteria Door 124		Door
157	PA Health & Social Cafeteria Door S04.2		Sensor
158	PA Health & Social Cafeteria Door R04.2		Sensor
159	Health & Parole Bldg Panel 6		Sensor
160	PA Adult Probation Conference Door 151		Door
161	PA Adult Probation Lobby Door 188		Door
162	PA Probation Conference Door 151 R05.1		Sensor
163	PA Probation Lobby Door 188 S05.2		Sensor
164	PA Probation Lobby Door 188 R05.2		Sensor
165	Tax Office Mid County Panel		Sensor
166	Tax Office Mid County Rear Door		Door