



JEFFERSON COUNTY PURCHASING DEPARTMENT
Deborah L. Clark, Purchasing Agent

1149 Pearl Street
1st Floor, Beaumont, TX 77701

OFFICE MAIN: (409) 835-8593
FAX: (409) 835-8456

Addendum to IFB

IFB NUMBER: IFB 24-065/MR
IFB TITLE: Jefferson County Doggett Park Midway Rehabilitation
IFB DUE BY: 11:00 am CT, Wednesday, November 20, 2024
ADDENDUM NO.: 1
ISSUED (DATE): November 14, 2024

To Bidder: This Addendum is an integral part of the IFB package under consideration by you as a Bidder in connection with the subject matter herein identified. Jefferson County deems all sealed bids to have been proffered in recognition and consideration of the entire IFB Specifications Package – *including all addenda*. For purposes of clarification, **receipt of this present Addendum by a Bidder should be evidenced by returning it (signed) as part of the Bidder's sealed bid submission.** If the bid submission has already been received by the Jefferson County Purchasing Department, Bidder should return this addendum in a separate sealed envelope, clearly marked with the IFB Title, IFB Number, and IFB Opening Date and Time, as stated above.

Reason for Issuance of this Addendum:

- 1. Questions from Vendors.**
- 2. Revisions to Specifications.**

The information included herein is hereby incorporated into the documents of this present bid matter and supersedes any conflicting documents or portion thereof previously issued.

Receipt of this Addendum is hereby acknowledged by the undersigned Respondent:

ATTEST:

Witness

Witness

Approved by _____ Date: _____

Authorized Signature (Respondent)

Title of Person Signing Above

Typed Name of Business or Individual

Address



JEFFERSON COUNTY PURCHASING DEPARTMENT
Deborah L. Clark, Purchasing Agent

**1149 Pearl Street
1st Floor, Beaumont, TX 77701**

**OFFICE MAIN: (409) 835-8593
FAX: (409) 835-8456**

1. Revised Scope of Work is attached in Attachment A. Revisions are typed in red.
2. Revised Division II General Notes and Bid Item Notes is attached in Attachment B. Revisions are typed in red. It shall be understood that any revisions shown in this attachment shall also update the Division II information on sheets 2, 3 and 4 of the Project Plans.
3. Revised Bid Form is attached in Attachment C. Revisions are typed in red.
4. Revised Project Plans are attached in Attachment D. Revisions are typed in red.
5. Question: Can the Milling 2.5" be removed from the project? As most of the area being repaired is Seal Coat I believe it would be advantageous to the County to pulverize existing materials. Bidders will then be able to place excess materials as discussed in the prebid for future use by the district.

Answer: Yes, this has been addressed in the revised Scope of Work (Attachment A) and further described in the revised Division II General Notes and Bid Item Notes (Attachment B).

6. Question: For the utility locations requiring Hand work – would excavation of the areas of 8" with placement of Clippings in the 8" and 2" Asphalt.

Answer: See added "utility island" detail on to Project Plans Sheet 8 (Attachment D).

7. Question: Has the cement percentage been changed?

Answer: Yes, to 6%.

8. Question: General notes reference TXDOT Item 502. Based on review of the Scope of work, there is not any construction on the roadway. Please confirm what type of barricades and signs will be required since there is no stamped traffic control plan in the bid documents. We do not see any street or public roadway closures necessary to perform work in a parking lot.

Answer: You are correct, there should be no work in a road ROW for this project, however, if a situation arises, where barricades are needed for truck traffic routing on a site road to access a spoil area for excavated materials, this spec would be utilized. This is a general specification to protect the County and require suitable barricades and placement if needed.



JEFFERSON COUNTY PURCHASING DEPARTMENT

Deborah L. Clark, Purchasing Agent

1149 Pearl Street
1st Floor, Beaumont, TX 77701

OFFICE MAIN: (409) 835-8593
FAX: (409) 835-8456

9. Question: During the prebid meeting, there were comments regarding bollards and minor structures where it seemed that someone wanted organic growth items removed. There is not a typical treatment designated for these areas. Please elaborate on what type of zero scape treatment the agency is desiring because right now there is nothing specific to assign pricing to. Is there a minimum or maximum boundary for the hot mix placement and cement stabilization.

Answer: See added "utility island" detail on Project Plans Sheet 8 (Attachment D).

10. Question: The cement stabilizing specifications references 8% but a unit weight of the subgrade material is not specified. Normally TXDOT assigns an application rate based on lbs per sy for bidding purposes. Will the engineer of record please clarify the application rate in lbs per sy?

Answer: This has been addressed by the modification to Bid Item #4 in the Bid Form (Attachment C) and modifications to the Bid Item Notes (Attachment B)

Attachment A

SECTION 4: MINIMUM SPECIFICATIONS

The following requirements and specifications supersede General Bid Requirements where applicable. Any questions relating to bid submission or bid item specifications requirements should be directed to Mistey Reeves, Assistant Purchasing Agent at 409-835-8593 or via email at: mistey.reeves@jeffcotx.us. If no response in 72 hours, contact Deborah Clark, Purchasing Agent at 409-835-8593 or via email at: deb.clark@jeffcotx.us. Please reference Bid Number: IFB 24-065/MR. To schedule a site visit, contact Michelle Falgout, County Engineer at 409-835-8584.

DIVISION I SCOPE OF WORK

PROJECT OVERVIEW

It is the intent of the Contract Documents to provide the requirements and specification for the construction associated with Jefferson County **Doggett Park Midway Rehabilitation Project** which includes all labor, material and work required for ~~Excavation of 2.25 inches of the existing surface materials, reworking existing base, cement treating the base in place, grading,~~ **reworking existing surface and base materials to a depth of 10", compacting, pre-cutting and pre-shaping, cement treating to a depth of 8", final compacting and grading,** priming and placement of 2 inches of HMA, and all other work related to rehabilitation as called out in the plans and specifications for this project.

The project requires that the construction be completed and ready for use by the Owner in the time specified in this document. CONTRACTOR TO PERFORM ALL WORK AS INDICATED. This contract shall provide for the necessary labor, overhead, supervision, equipment, tools, materials, and all other related construction items necessary for the proposed project, all in strict accordance with the construction plans and specifications. Contractor is responsible for all damages caused by the contractor. This includes labor, materials and work required to repair damages. The Geotechnical Investigations begin on page 71 of these specifications and the Project Plans begin on page 113 of these specifications.

GENERAL SCOPE OF WORK:

The general scope of the Midway Rehabilitation work includes all labor, material and work to perform the following:

- ~~Excavating the top 2.25 inches of the existing surface to the limits shown on the plans.~~ **Reworking existing surface and base materials to a depth of 10" to the limits shown on the plans.** Surface varies, but includes chip seal, asphalt patches, grass areas, and base.
- ~~Reworking 8 inches of the remaining base and subgrade materials.~~
- **Pre-cutting/pre-excitation, compacting and pre-shaping the surface.**
- ~~Mixing 8% cement, by weight, into the 8 inch reworked surface~~
- **Mixing 6% cement, by weight, to attain final 8 inches in depth into the final surface**
- **Final compacting, watering, trimming/clipping** to the required grades and micro cracking the surface
- Application of AEP primer to the surface
- Installing 2 inches of HMA with PG70-22 binder
- Performing hand work **(8 inches of excavation, placement of 6 inches of base material and 2 inches of asphalt per detail on sheet 8 of the plans) as required around utility islands** in the midway area that include ~~as necessary around areas in the parking lot that include~~ concrete pads for water connections/sewer clean outs, light poles, electrical

- boxes, fire hydrants, bollards, etc.
- Placing temporary safety fencing at the location shown on the drawings and placing barricades ~~areas between finished asphalt areas and~~ around work areas still under construction, if needed, to provide access to the Arena doors near the north east corner of the Midway.
 - Install, maintain, and remove erosion, sedimentation, and environmental control measures to prevent or reduce the discharge of pollutants to the existing storm sewer system and to areas around the Midway Project Area.

AREA CONDITIONS:

1. There are various utilities in the Midway Project Area. Those include, but may not be limited to: stormwater pipes, water lines, sewer lines, electrical service or other possible lines. The approximate locations of the known services have been shown on the plans. The location and protection of these utilities is the sole responsibility of the Contractor. Any damage to these utilities is the responsibility of the Contractor.
2. Contractor shall exercise caution to avoid damage to any service lines and shall be responsible for their repair, if damaged. In the event that those utilities are damaged, the Contractor shall be responsible for repair and restoration without delay at no additional cost to the owner.
3. Contractor is required to notify and request locates from the Texas One Call System prior to beginning any work and to coordinate with the Owner or service line owners for location of various utility lines and other infrastructure. Where the owner is unable to locate those utilities, the Contractor shall take great care not to damage them in his operations.
4. All utility adjustments shall be the responsibility of the Owners of the utilities and if in the opinion of the Engineer adjustment is required, the Contractor will be responsible for notifying the respective owner.
5. The Contractor shall restore all pavements adjacent to the project that have been damaged by the Contractor, to their original condition or better, in the opinion of the Owner. This shall include any base repairs or surface repairs to pavements. There shall be no additional payment for adjacent pavement replacement or repairs.
6. All excess materials shall be disposed of on a regular basis or whenever, in the opinion of the Engineer, they constitute a hazard or nuisance. Disposal of excess soils shall be in accordance with all local, state, and federal laws and shall be solely at the Contractor's expense.

7. Bidders should visit the proposed project site to acquaint themselves with the site conditions and access limitations prior to bidding on the project. Bidding on the project shall be considered the Contractor's assurance that he is familiar with the site conditions and that his bid provides for reasonable unanticipated conditions.

WORK SEQUENCE/SCHEDULING:

It shall be the responsibility of the Contractor to coordinate all work with the County and any other party affected by this project.

Work may be performed at anytime, provided the project is completed in the specified time frame.

The contractor will work with the County and the Doggett Park management company to phase work as necessary to provide access to the Arena doors that face the Midway area, if needed, for specific events.

Contractor will begin work within 5 days of the notice to proceed and will be required to be finished with the project by February 28, 2025

SPECIAL CONSIDERATIONS:

Traffic flow through and around the construction area(s) shall be in accordance with the approved traffic control plan developed by the Contractor and shall be maintained with as little disruption as possible to the operations of Doggett Park. Barricades, lights, signs and other traffic control devices shall be installed, on a timely basis, and be maintained in accordance with the Texas MUTCD and provisions of these Contract Documents as approved by the Engineer.

The Contractor shall work closely with the various utility owners and assure prompt access to their equipment for service or adjustment. The Contractor shall be solely responsible for the coordination of work with any utility owner which may be affected by the work. Additionally, forces of Jefferson County, in order to secure the safety, welfare and convenience of the citizens of Jefferson County, must provide services on both emergency and normal, continuing basis. Provisions of these services may require County forces to work within or around the construction area prescribed by this project. While it is anticipated that the construction schedule impact induced by the work of and utility crews will be minimal, the Contractor, by affixing proper signature to these Contract Documents, agrees to indemnify and hold harmless Jefferson County from any and all claims of damage or delay, incurred or alleged to have incurred, in connection with the work of said crews.

SUBMITTALS:

Contractor shall submit the following submittals for review within 10 days of receiving the notice to proceed:

- 1 Proposed HMA Design;
- 2 Schedule showing estimated work times and sequencing of project work; and
- 3 Truck routes

1 YEAR WARRANTY

Contractor will provide an Affidavit of Warranty at the end of the project. A copy of the Warranty document is attached to this Scope of work. A copy of the Warranty document is attached on page 50 of these specifications.

END OF DIVISION I SCOPE OF WORK

Attachment B

DIVISION II GENERAL NOTES AND BID ITEM NOTES

General Notes

1. The Texas Standard Specifications 2014 will govern all specifications not directly addressed in this document.
2. Direct attention to comply with all ordinances and regulations of Jefferson County. A permit for this project will be required from the Jefferson County Environmental Control Department. A permit or permission for construction in the City of Beaumont drainage easement will also be required.
3. Temporary erosion, sediment and water control measures shall be required. Erosion control logs are to be utilized at every inlet or discharge point within the affected areas of construction and should remain in place throughout the duration of construction. Contractor will be responsible for removing dirt from the site roads daily to prevent tracking. Any concrete truck washout will be disposed of at the plant.
4. Procure all the necessary County permits and licenses before the start of this project. This will not be paid for directly but shall be considered subsidiary to various bid items of the contract.
5. Contractor is required to notify and request locates from the Texas One Call System prior to beginning any work. In Texas Call 811 or see the 811 website for information. Additional reference numbers are provided below

AT&T Communications

Beaumont, Texas 77701
(409) 839-7030
Randall Jennings

Entergy Distribution

North 11th Street
Beaumont, Texas 77701
(409) 785-2136
Brian Cross

CenterPoint Energy/
Entex
6090 College Street
Beaumont, Texas 77707
(409) 860-7113
Tara Hunter

Spectrum
602 N. Hwy 69
Nederland, Texas 77627
(409) 720-5513
Michael Ward

Jefferson County
Engineering Dept
(409) 835-8584
Michelle Falgout

Doggett Ford Park
Oak View Group
(409)-291-0157
Lance Rosenberg

Jefferson County
Precinct #4
(409)-273-3438
Milton Zachary

City of Beaumont
City Engineer
409-880-3725
Molly Villareal

Doggett Ford Park
Oak View Group
Destin Deleon
(409-499-8832

This action does not relieve the Contractor of the responsibilities under the terms of the contract or the plans and specifications. Damage caused by the Contractor's operations shall be repaired and restored to service in a timely manner at no expense to Jefferson County.

6. The approximate location of the known underground utility installations is as shown on the plans. Confirm the location of these utility lines and the exact location of any others which may exist. Assume full responsibility for notifying the utility involved in case of conflict or damage and

he/she shall be responsible for damage that occurs due to his/her negligence. Remove and dispose of abandoned lines encountered that interfere with the construction of this project. Consider this work to be subsidiary to the various bid items of the contract.

7. Allow County forces to enter this project to accomplish such work as shown in the plans and as may be deemed necessary by the Engineer.
8. Maintain for the duration of this project, those sections of existing and proposed Midway areas, driveways, walkways, pavements and appurtenances which are to be constructed, reconstructed, modified, or remain in place under this project. Any portion of Midway areas, driveways, walkways, pavements and appurtenances damaged by the contractor's forces shall be repaired by the contractor at his/her expense. This shall include but is not limited to driveways, parking lots, fencing, gates, storm pipes, MH tops, area lighting poles, electrical boxes, water valves/hose bibs, underground electrical, sewer lines and cleanout, fire hydrants, bollards, misc. concrete pads, buildings etc. No payment will be made for this work. County forces will maintain the existing section of streets and its appurtenances not a part of this project except those sections damaged by the Contractor's forces shall be repaired by the Contractor at his entire expense
9. Place all equipment and vehicles not in operation behind barriers/fencing when not in use.
10. All truck traffic transporting materials to and from the project are to access and depart from the project site utilizing routes approved by the Engineer. Millings, sand, or other approved materials may be used on adjacent surfaces to absorb and therefore minimize tracking of the materials applied during the course of construction. Materials used for absorption shall be maintained for the duration of the project. Upon completion of material applications, clean and dispose of absorption material in accordance with federal, state, and local regulations. This will not be paid for directly but shall be considered subsidiary to various bid items of the contract.
11. Assume ownership for all designated waste material and dispose of properly according to all State and Federal rules and regulations.
12. Control the dust and tracking caused by construction operations.
13. Quality Control for this project will be provided by **Raba Kistner**. The contractor will contract with Raba Kistner to sample and field test base and asphalt materials in accordance with the test methods provided for, under the appropriate standard specifications for the various items. It is the responsibility of the Contractor to schedule testing with the lab at least 48 hours in advance. If the Contractor schedules quality testing and cancels services, the contractor will be responsible for any charges that occur for cancellation. The payment for the Quality Services will be paid for based on submitted invoices. Invoices submitted to the County for Payment will not be allowed to have any markup.
 - **Cement Stabilized Compacted Base - One field density test per 5000 square feet.**
 - **Asphalt Density - One field density test per 4000 square feet.**
14. If overhead or underground power lines need to be de-energized, contact the electrical service provider to perform this work. Costs associated with de-energizing the power lines or other protective measures required are at no expense to the County. If working near power lines,

comply with the appropriate sections of Texas State Law and Federal Regulations relating to the type of work involved.

15. Material on hand will not be paid for.
16. Anything deemed by the Contractor to be temporarily moved for the work will be done at the approval of the County and will not be paid for directly but will be considered subsidiary to various bid items.
17. Maintain adequate drainage throughout the limits of the project during all construction phases. Any dewatering will be responsibility of the Contractor and will be subsidiary to various bid items.
18. Construct paving to the grades shown on the plans. Mark all proposed grades at the edges of the asphalt and at grades breaks. Any discrepancies or issues shall be brought to the attention of the County.
19. Verify material quantities and dimensions prior to ordering materials.
20. Computation for bid quantities will be available upon contractor's request.
21. The Contractor will establish the project control point, points, or tangency, PI's (points of intersection), point of curvature (PC, PI, and PT) and bench marks at the beginning and end of the project on the plan view only. Contractor shall establish and maintain these points throughout construction. There will be no separate payment for this work, but it shall be considered subsidiary to various bid items.
22. Schedule work so as to prevent undue delay caused by wet weather.
23. When design details are not shown in the plans, provide barricades and temporary fencing conforming to the latest "Standard Highway Sign Designs for Texas" manual.
24. All materials, labor and incidentals required for the contractor to provide for traffic across site for temporary ingress and egress shall be furnished by the contractor at no additional cost to the County and shall be considered as incidental to the various bid items.
25. The Contractor will notify the Engineer 48 hours in advance of expected completion of the cement stabilized base work. The Engineer will inspect the base, receive quality testing and approve of the base prior to the placement of asphalt.
26. Contractor shall perform any handwork necessary around bollards, fire hydrants, utility islands, light pole foundations, flush utility pads, electrical box pads, existing concrete sidewalks/driveways, building foundations, etc. to attain the design section. The hand work necessary will not be paid for directly but will be subsidiary to all of the applicable bid items.

Bid Item Notes:

ITEM 5: CONTROL OF WORK

1. Station/mark the project and verify locations of work and area slopes with Engineer prior to the

commencing of work. Mark ground elevations as noted on the plans. Maintain grades/slopes throughout the duration of the project. Consider this work to be subsidiary to the various bid items of the contract. Provide all surveying for the control of work.

ITEM 7: LEGAL RELATIONS AND RESPONSIBILITIES

1. Furnish all materials, labor and incidentals required to provide for traffic across the street and for temporary ingress and egress to private property in accordance with article 7.7 of the standard specifications at no additional cost to the County. Consider this work to be subsidiary to the various bid items of the contract.
2. If needed, maintain the roadway slope stability. Temporary retaining structures or shoring may be required. Before installing any proposed temporary retaining structures or shoring, secure written approval. Submit design calculations, working drawings and a plan of operations including sequencing. Maintaining slope stability is subsidiary to the various bid items.

ITEM 8: PROSECUTION AND PROGRESS

1. Compute and charge working days in accordance with Article 8.3.1.5., "Calendar Day".
2. Gather information and direct attention to the aspects of adjoining projects that may be in the progress during the construction of a portion of this project. Plan and prosecute the sequence of construction and the traffic control plan with adjacent construction projects so as not to interfere with or hinder the completion of the work in progress on the adjoining projects. Coordinate projects to ensure an uninterrupted flow of traffic.

ITEM 9: MEASUREMENT AND PAYMENT

1. All items will be measured per TXDOT Specifications unless otherwise noted.
2. The Contractor shall submit all tickets, As-Built drawings and an updated schedule with each pay request.
3. The County will withhold a 10% retainage from each pay request.

ITEM 110 – EXCAVATION

1. Material generated from excavation activities, free from contaminants, shall be hauled and stockpiled on site at a County designated location. Excavation shall be performed according the TXDOT Item 110.
2. ~~Quantity of this Item shown in the plans, only includes the quantity of material for this bid item. Excavation for this item is a plan quantity. Any other excavation (hand or machine) quantities will be subsidiary to other applicable bid items.~~ The bid Quantity for this item has been ESTIMATED as the in-place excavation quantity generated from the pre-cutting/pre-excavation of the reworked surface and base along with the final trimming/clipping of the cement stabilized surface. The quantity includes approximately 2-3/4 inches (two and three quarters inches) of

material to the limits shown on the drawings. This has been estimated to accommodate the 2 inches of final asphalt surface and the approximate increase in depth due to the cement stabilization of the base material. The Contractor is responsible for returning all proposed surfaces to existing elevations and matching existing sidewalks, driveways, utility boxes, other existing asphalt surfaces. Any other excavation (hand or machine) quantities including the excavation around the Utility Islands will be subsidiary to this and other applicable bid items. Excavation for this item is a plans quantity item.

3. Hauling and stockpiling of all excavated materials will be subsidiary to this or other bid items.
4. ~~After excavation, proof roll the surfaces to be cement stabilized. Proof rolling will not be paid for directly but shall be considered subsidiary to various bid items of the contract.~~

ITEM 251: REWORK BASE COURSES –

1. ~~After excavation of the surface materials, scarify existing Midway Area remaining surface and existing base materials to the depth shown on the plans and specifications and according to TXDOT Item 251. Scarify and perform any grading, watering, etc. of the surface necessary for prep for Cement Stabilization of base. Materials may include limestone, asphalt and clay materials. See Geotech Report included as an attachment to this document.~~ **Rework/pulverize existing surface and base materials to a maximum depth of ten (10) inches. This item to include the compacting and pre-shaping the surface, grading and watering, etc. necessary for preparation for Cement Stabilization of the base. Existing surface materials may include limestone, asphalt and clay materials. See Geotech Report included as an attachment to this document. The pre-cutting/pre-excavation and final trimming/clipping is estimated in Item 110.**

ITEM 275: CEMENT TREATMENT (ROAD-MIXED)

1. This item shall be performed according to TXDOT item 275 and will include all necessary work for cement application, including but not limited to mixing of the cement into the existing **reworked and graded** material at the rate shown on the plans, compacting, watering to maintain moisture, **clipping and trimming to attain plan grades** and microcracking. Cement applied shall be in slurry form **and shall be applied at a rate of 6% (six percent) of dry weight of the existing material estimated to be 130 lbs per cubic foot.**
2. Geotech shall test and approve of the Cement treated base prior to placement of prime.

BID ITEM 300 – AEP PRIME

1. Prime shall not be applied until the base prep has been reviewed and approved by the Geotechnical Engineer and the County Engineer.
2. Prime Coat shall be AEP. Distribute Prime smoothly and evenly at an estimated rate of 0.25 gallons per square yard. Actual amount used will be adjusted as necessary in the field according to conditions and in consultation with the County Engineer. Prime will be paid for by the gallon applied and paid by ticket.

ITEM 340 - DENSE-GRADED HOT-MIX ASPHALT (SMALL QUANTITY)

1. Type "C" Dense Graded Hot Mix Asphalt shall be placed according to the plans and specifications according to TXDOT Item 340. The use of RAP materials in the mix design will be allowed at a max of 20%. Asphalt binder shall be PG 70-22.
2. Contractor shall provide and place tack where new asphalt is placed against on sides of concrete slabs, foundations, sidewalks, driveway, other concrete structures, or asphalt driveways and any other location required by good practices. This shall not be paid for directly but will be subsidiary to this bid item.
3. Contractor shall protect existing concrete surface from oil and staining from the new prime and asphalt placement. This shall not be paid for directly but will be subsidiary to this bid item.

ITEM 351: SOFT SPOT SUBGRADE REPAIR (ONLY AS DIRECTED BY ENGINEER)

1. After pre-mixing, pre-cutting, pre-shaping and compaction, proof roll the surfaces prior to cement stabilized to locate soft spots. Proof rolling will not be paid for directly but shall be considered subsidiary to various bid items of the contract
2. Repair soft subgrade areas only as directed by the Engineer. Identified soft spots shall be excavated a minimum 9 inches and backfilled and compacted in lifts with TXDOT limestone base. This item may or may not be used.

ITEM 500: MOBILIZATION

1. Establish and remove offices, plants, and facilities. Move personnel, equipment, and supplies to and from the project or the vicinity of the project site to begin work or complete work on Contract Items. Bonds and insurance are required for performing mobilization.
2. Mobilization shall not exceed three (3) percent of the total construction items amount prior to the cost of mobilization being added.

ITEM 502: BARRICADES AND TRAFFIC/PEDESTRIAN HANDLING

1. Furnish and maintain safety fencing to the limits shown on the plans during the entire duration of work. Secure safety fencing to existing fencing and hand rail as shown on the plans.
2. Contractor to place and maintain barricades to the limits shown on the plans from December 10 to December 14th for Doggett Ford Park Function. Barricades will be provided by Doggett Ford Park and the County.
3. Furnish and maintain the barricades and warning signs, including the necessary temporary and portable traffic control devices, during the various phases of construction. Place and construct these barricades and warning signs in accordance with the latest "Texas Manual on Uniform Traffic Control Devices for Streets and Highways" for typical construction layouts.
4. Furnish additional barricades and signs to maintain traffic and motorists' safety when directed by the Engineer. Consider payment for these additional signs and barricades subsidiary to Item 502.
5. Cover work zone signs when work related to the signs is not in progress, or when any hazard

related to the signs no longer exists.

6. Keep the delineation devices, signs, and pavement markings clean. This work is subsidiary to the Item, "Barricades, Signs, and Traffic Handling".
7. Do not mount signs on drums or barricades, except those listed in the latest Barricades and Construction standard sheets.
8. Use traffic cones for daytime work only. Replace the cones with plastic drums during nighttime hours.
9. Construct all work zone signs, sign supports, and barricades from material other than wood unless approved by the engineer.
10. Galvanize steel supports if used. Aluminum posts, if used, shall meet the following minimum thickness requirements:

	<u>Square Feet</u>	<u>Minimum Thickness</u>
Less Than 1.5		0.080 Inches
1.5 To 7.5		0.100 Inches
Greater Than 7.5		0.125 Inches
11. Any changes to the traffic control plan must be approved in writing by the Engineer. Submit the revised plan for approval to the Engineer.
12. The Contractor shall include a schedule of street closure dates in the Traffic Control Plan. Contact the Engineer and Doggett Ford Park 72 hours in advance of closures and detours.
13. It is the responsibility of the Contractor to notify the Engineers Office and Doggett Ford Park of work to be performed 48 hours in advance.
14. The approval by the engineer of the method and procedure the contractor plans to use to handle or detour traffic will not relieve the contractor of his responsibility for the protection of the traveling public.
15. Use drums or vertical panels instead of cones as traffic control devices.
16. The Contractor shall submit to the County, prior to start of any construction work, a hauling truck and construction vehicles route plan. This route plan shall show streets to be taken for trucks and vehicles either empty or hauling materials going in or out the construction areas scope of work. The Streets that are to be used as truck and vehicle routes shall be truck loads roadway bearing pavements. Upon approval of the Engineer, this truck routing plan will be strictly implemented. Any changes that is required as construction phases progresses will be reviewed and approved by the Engineer. This work will not be measured or paid for separately but will be considered subsidiary to this pay item.
17. Provide flaggers at each side-road intersection and ensure they have communication with the flaggers controlling the movement of traffic on the highway.

ITEM 506: TEMPORARY EROSION, SEDIMENTATION, AND ENVIRONMENTAL CONTROLS

1. This item will not be paid for directly but considered subsidiary to various bid items.
2. Temporary erosion, sediment and water control measures shall be required.
 - a. Erosion control logs are to be utilized at every inlet or discharge point within the affected areas of construction and should remain in place throughout the duration of construction.
 - b. Contractor will be responsible for removing dirt from the roads daily to prevent tracking.
 - c. Contractor shall police the construction area at the end of each day and remove and containerize all trash
 - d. Pumped stormwater shall be channeled through a rock berm, erosion control log or other method to help prevent excessive discharge of silt.

**END OF DIVISION II
GENERAL NOTES AND BID ITEM NOTES**

Attachment C

BID FORM

Bid Item	TXDOT Item	Bid Item Description	Unit	Estimated Quantity	Unit Price	Extended Amount (Total for Line Item)
1	500	Mobilization (Max 3%)	LS	1	\$	\$
2	110	Excavation: Excavate existing surface and base = (2.25" Depth) Stockpile on Site	CY	2494 3048	\$	\$
3	251	Reworking Surface and Base Course (8" Depth) (10" Depth)	SY	39900	\$	\$
4	275	Cement Treated Subgrade (Site Mixed 8" Deep) 8% (SY) 6% (Ton)	SY TON	39900 1021	\$	\$
5	300	AEP Prime (0.25 Gallons/SY)	GAL	9975	\$	\$
6	340	Dense Graded Hot-Mix Asphalt: 2 inches thick, PG 70-22 (20% RAP Allowed)	TON	4608	\$	\$
7	351	Flexible Pavement Subgrade Repair	SY	400	\$	\$
8	502	Barricades and Traffic/Pedestrian Handling	LS	1	\$	\$
					TOTAL BID AMOUNT	\$

REQUIRED FORM


Bidder: Please complete this form and include with bid submission.

JEFFERSON COUNTY
DOGETT FORD PARK MIDWAY REHABILITATION PROJECT
QUANTITIES

General Site Information

SQUARE YARDS OF SURFACE (SY) 39,900.0
EXCAVATION (INCHES) ~~2.25~~ 2.75
CEMENT LIME STABILIZATION (INCHES) 8.0
HMAC (INCHES) 2.00

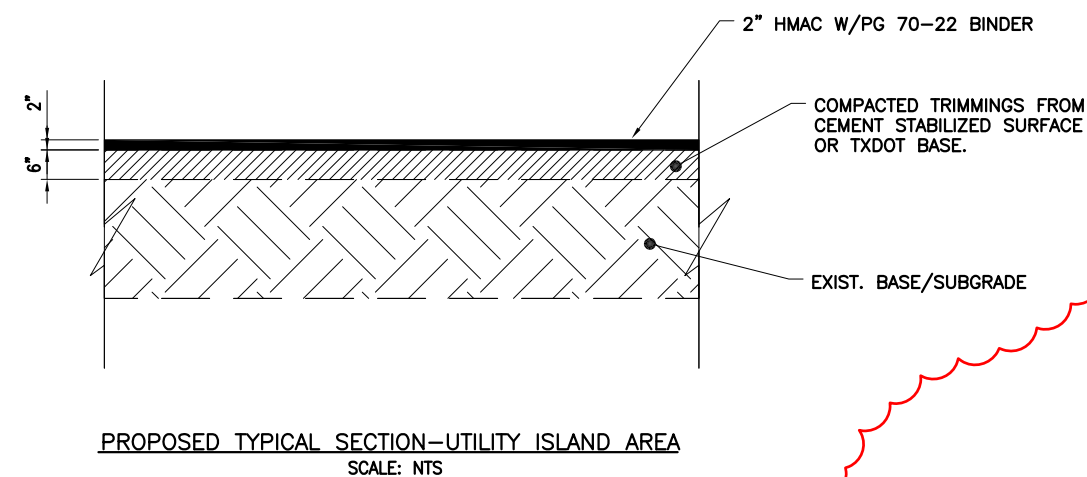
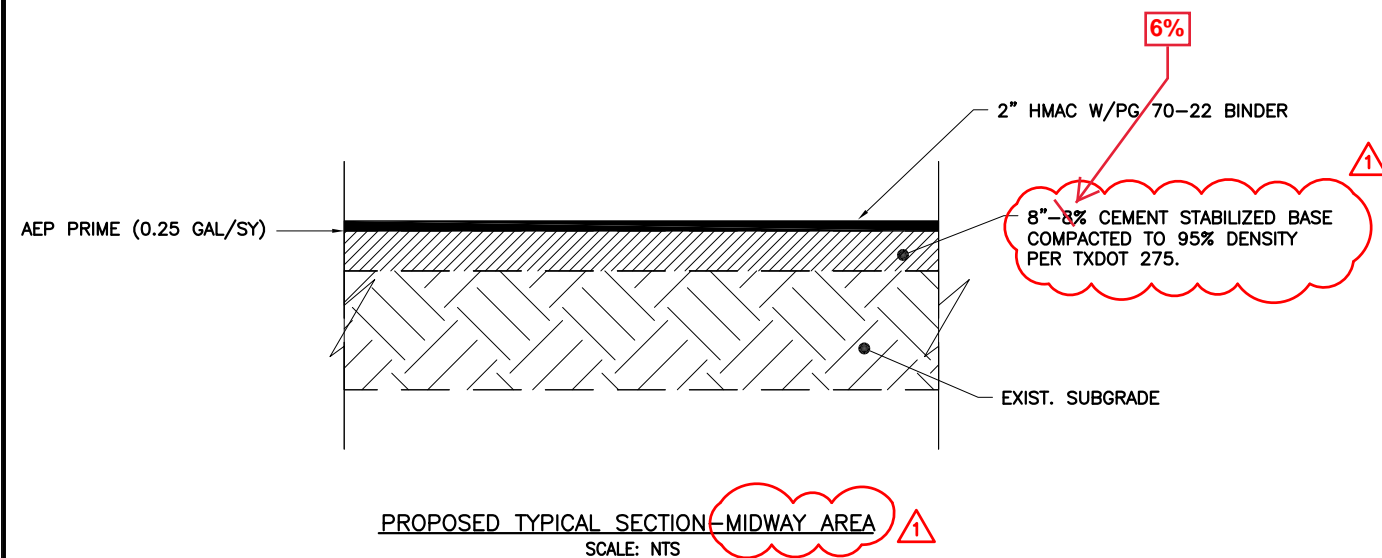
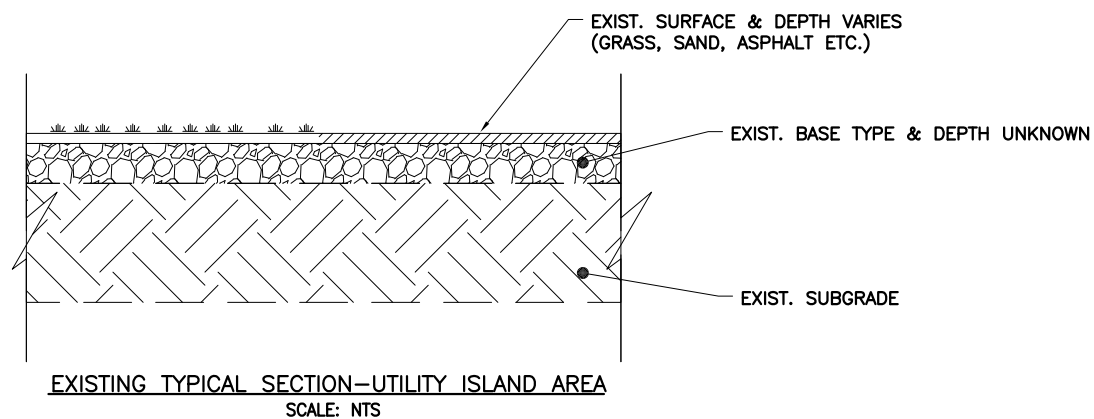
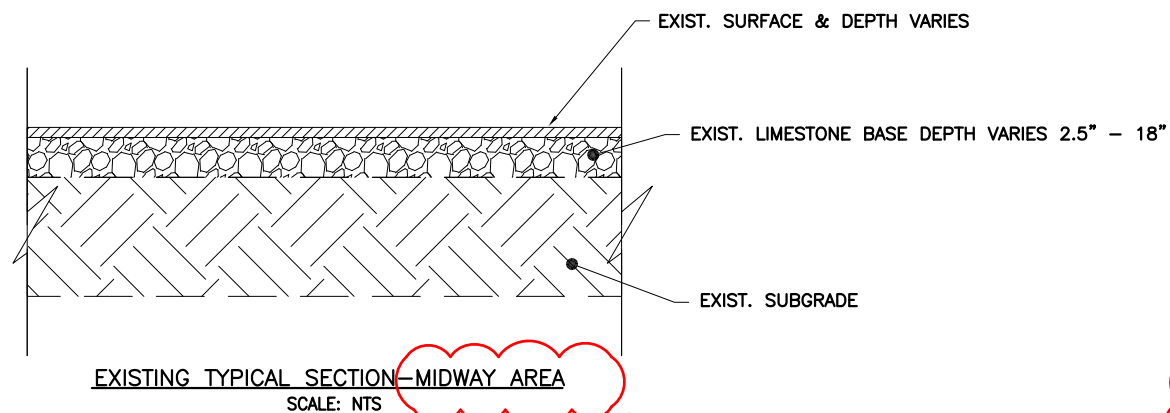
Bid Item	TXDOT Item	BID ITEM DESCRIPTION	Estimated Quantities	Unit
1	500	MOBILIZATION (MAX 3%)	1	LS
2	110	EXCAVATION Excavate existing surface and base (2.25" DEPTH) Stockpile on site	3048 2494	CY
3	251	REWORKING BASE COURSE (10" 8" DEPTH)	39900	SY
4	275	CEMENT TREATED SUBGRADE (Site Mixed 8" deep) 6% (TON)	1021	SY TON
5	300	AEP PRIME (0.25 GALLONS/SY)	9975	GAL
6	340	DENSE GRADED HOT-MIX ASPHALT 2 inches thick, PG 70-22 (20% RAP Allowed)	4608	TON
7	351	FLEXIBLE PAVEMENT SUBRADE REPAIR	400	SY
8	502	BARRICADES AND TRAFFIC/PEDESTRIAN HANDLING	1	LS




REV 1 Addendum #1 Modifications
11-13-2024

JEFFERSON COUNTY ENGINEERING DEPARTMENT JEFFERSON COUNTY COURTHOUSE 1145 PEARL STREET, 5TH FLOOR BEAUMONT, TEXAS 77701 PHONE: (409) 835-8584 FAX: (409) 835-8718	
PROJECT: DOGETT FORD PARK MIDWAY ASPHALT REHABILITATION	
SHEET 5 OF 9	SHEET QUANTITIES 05
DRW'N. BY: G.K.	
CHK'D. BY: M.F.	

Attachment D



- NOTES:
- 1) SEE GEOTECHNICAL REPORTS FOR EXISTING MATERIALS INFORMATION.
 - 2) CONTRACTOR SHALL PERFORM ANY HAND WORK NECESSARY TO PROVIDE THE REQUIRED SECTIONS AROUND ALL UTILITY ISLAND AREAS, FIRE HYDRANTS, BOLLARDS, ELECTRICAL PADS, LIGHT POLE STANDS, BUILDING FOUNDATIONS, ETC.



REV 1 ADDENDUM #1 MODIFICATIONS
ADDITION OF UTILITY ISLAND
DETAILS & OTHER MISC. MODS
11-13-24

Michelle Falgout
11-13-2024

JEFFERSON COUNTY ENGINEERING DEPARTMENT JEFFERSON COUNTY COURTHOUSE 1149 PEARL STREET, 5TH FLOOR BEAUMONT, TEXAS 77701 PHONE: (409) 835-8584 FAX: (409) 835-8718	
PROJECT: DOGGETT FORD PARK MIDWAY ASPHALT REHABILITATION	
SHEET 8 OF 9	SHEET DETAILS
DRW'N. BY: G.K.	08
CHK'D. BY: M.F.	